



2311 Wilson Boulevard Suite 400 Arlington VA 22201 USA
 Phone 703 524 8800 | Fax 703 562 1942
 www.ahrinet.org

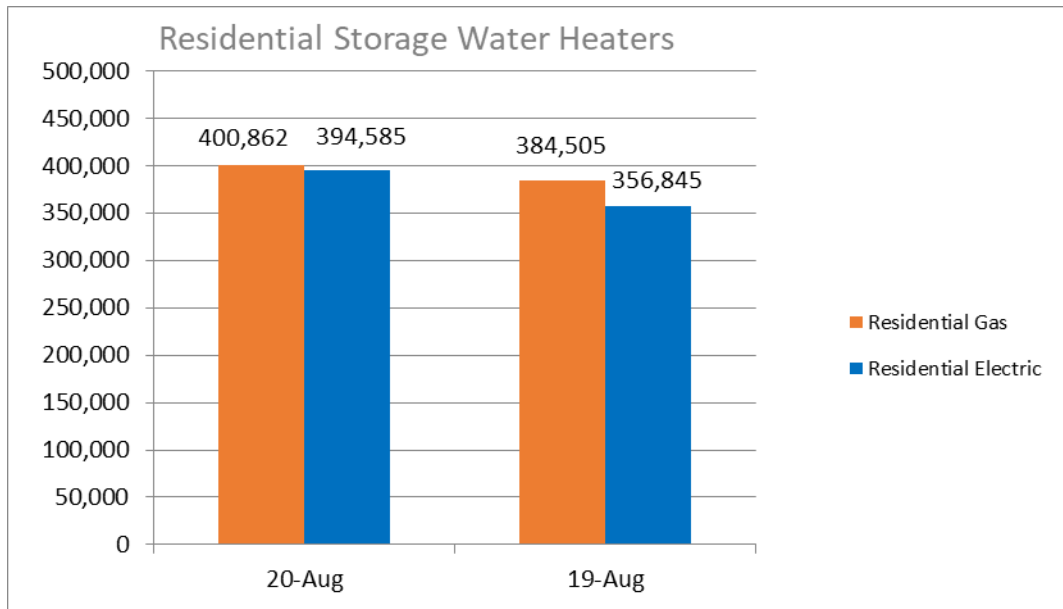
October 9, 2020
Contact: [Adanna Le Gendre](#)
Phone: 703.600.0363

2020 public data is available in Excel format, [here](#).

AHRI Releases August 2020 U.S. Heating and Cooling Equipment Shipment Data

Residential Storage Water Heaters

U.S. shipments of residential gas storage water heaters for August 2020 increased 4.3 percent, to 400,862 units, up from 384,505 units shipped in August 2019. Residential electric storage water heater shipments increased 10.6 percent in August 2020 to 394,585 units, up from 356,845 units shipped in August 2019.

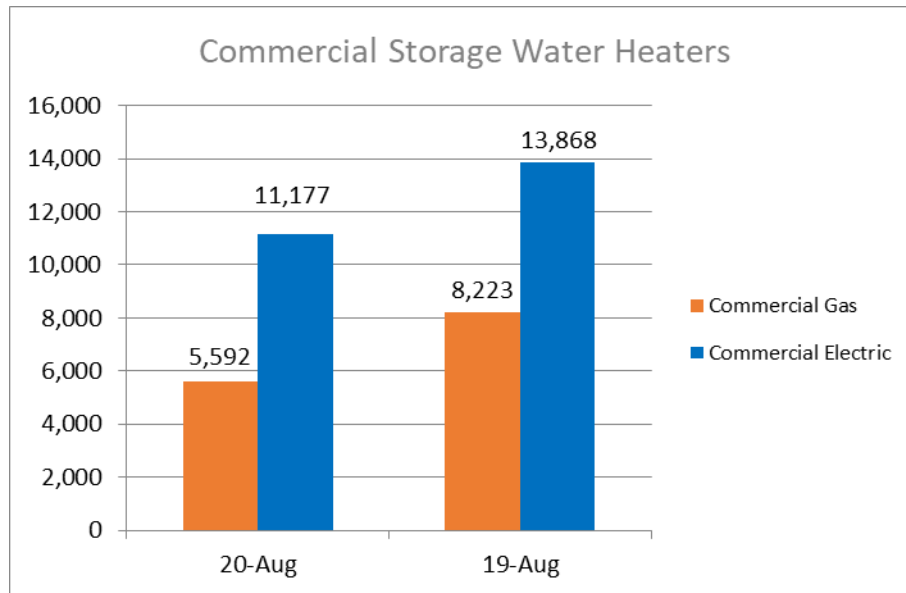


Year-to-date U.S. shipments of residential gas storage water heaters increased 1.8 percent, to 3,011,506 compared to 2,957,253 shipped during that same period in 2019. Residential electric storage water heater shipments increased 7.8 percent year-to-date, to 3,019,279 units, compared to 2,800,617 shipped during the same period in 2019.

<i>Year-to-Date</i>	Aug 20 YTD	Aug 19 YTD	%CHG.
Residential Storage Gas	3,011,506	2,957,253	+1.8
Residential Storage Electric	3,019,279	2,800,617	+7.8

Commercial Storage Water Heaters

Commercial gas storage water heater shipments decreased 32 percent in August 2020, to 5,592 units, down from 8,223 units shipped in August 2019. Commercial electric storage water heater shipments decreased 19.4 percent in August 2020, to 11,177 units, down from 13,868 units shipped in August 2019.

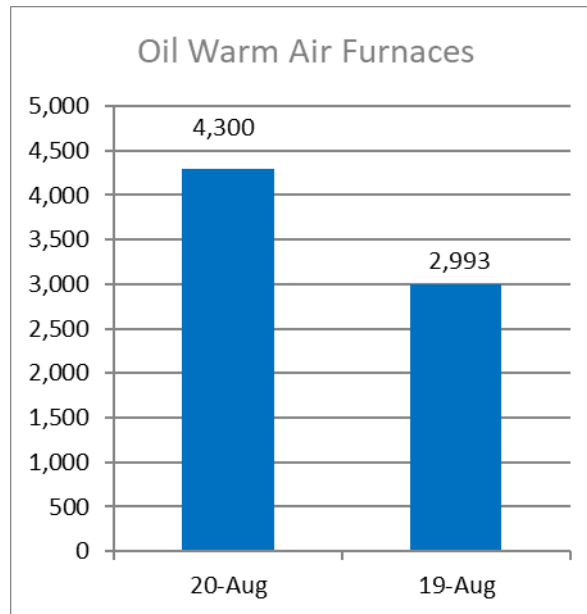
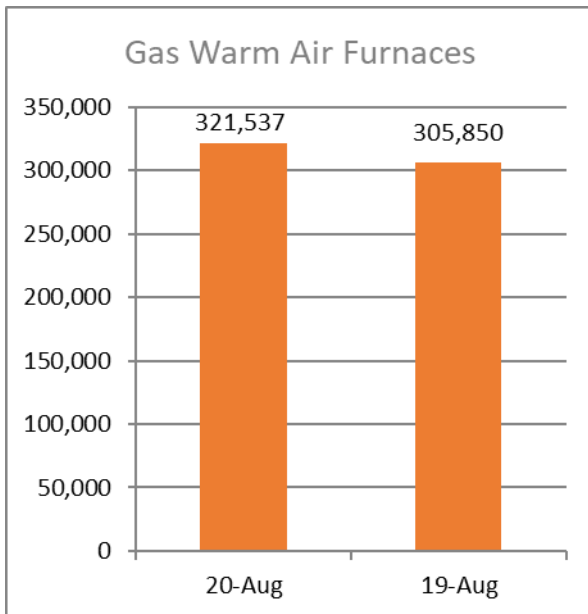


Year-to-date U.S. shipments of commercial gas storage water heaters decreased 14.1 percent, to 52,130 units, compared with 60,687 units shipped during the same period in 2019. Year-to-date commercial electric storage water heater shipments decreased 9.3 percent, to 93,395 units, down from 103,012 units shipped during the same period in 2019.

<i>Year-to-Date</i>			
	Aug 20 YTD	Aug 19 YTD	%CHG.
Commercial Storage Gas	52,130	60,687	-14.1
Commercial Storage Electric	93,395	103,012	-9.3

Warm Air Furnaces

U.S. shipments of gas warm air furnaces for August 2020 increased 5.1 percent, to 321,537 units, up from 305,850 units shipped in August 2019. Oil warm air furnace shipments increased 43.7 percent, to 4,300 units in August 2020, up from 2,993 units shipped in August 2019.

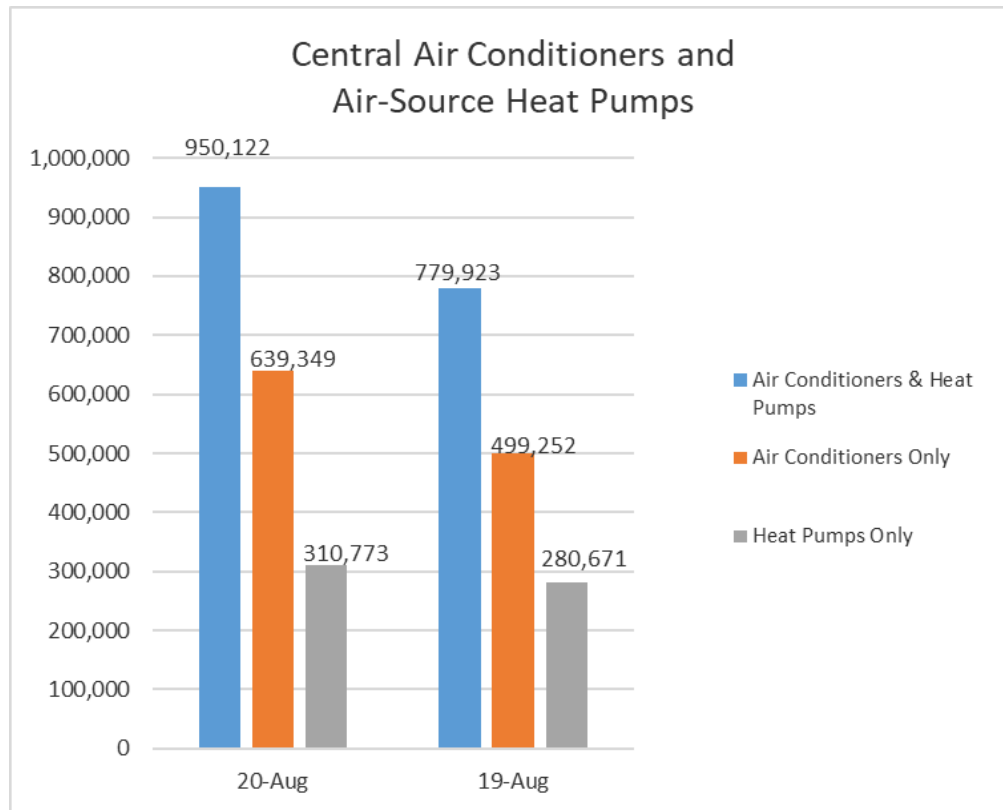


Year-to-date U.S. shipments of gas warm air furnaces decreased 13.7 percent, to 1,978,722 units, compared with 2,291,817 units shipped during the same period in 2019. Year-to-date U.S. shipments of oil warm air furnaces decreased 20.8 percent, to 17,380 units, compared with 21,949 units shipped during the same period in 2019.

<i>Year-to-Date</i>			
	Aug 20 YTD	Aug 19 YTD	%CHG.
Gas Warm Air Furnaces	1,978,722	2,291,817	-13.7
Oil Warm Air Furnaces	17,380	21,949	-20.8

Central Air Conditioners and Air-Source Heat Pumps

U.S. shipments of central air conditioners and air-source heat pumps totaled 950,122 units in August 2020, up 21.8 percent from 779,923 units shipped in August 2019. U.S. shipments of air conditioners increased 28.1 percent, to 639,349 units, up from 499,252 units shipped in August 2019. U.S. shipments of air-source heat pumps increased 10.7 percent, to 310,773 units, up from 280,671 units shipped in August 2019.



Year-to-date combined shipments of central air conditioners and air-source heat pumps increased 1 percent, to 6,436,407 units, up from 6,370,742 units shipped during the same period in 2019. Year-to-date shipments of central air conditioners increased 1.9 percent, to 4,170,819 units, up from 4,092,014 units shipped during the same period in 2019. The year-to-date total for heat pump shipments decreased 0.6 percent, to 2,265,588, down from 2,278,728 units shipped during the same period in 2019.

<i>Year-to-Date</i>			
	Aug 20 YTD	Aug 19 YTD	%CHG.
Air Conditioners & Heat Pumps Combined Total	6,436,407	6,370,742	+1.0
Air Conditioners Only	4,170,819	4,092,014	+1.9
Heat Pumps Only	2,265,588	2,278,728	-0.6

U.S. Manufacturers' Shipments of Central Air Conditioners and Air-Source Heat Pumps

Month			YTD		
Size Description (000) BTUH	Total	% Change from 2019	Size Description (000) BTUH	Total	% Change from 2019
Under 16.5	34,970	+17.6	Under 16.5	232,613	+5.5
16.5-21.9	75,450	+13.9	16.5-21.9	576,189	+6.5
22-26.9	190,377	+32.5	22-26.9	1,283,266	+3.2
27-32.9	159,559	+32.9	27-32.9	1,050,439	+3.0
33-38.9	207,596	+27.4	33-38.9	1,391,582	+2.0
39-43.9	73,835	+22.7	39-43.9	492,065	-0.2
44-53.9	105,970	+19.8	44-53.9	710,157	-0.4
54-64.9	76,557	-1.4	54-64.9	523,679	-6.7
65-96.9	9,410	-16.9	65-96.9	62,630	-18.6
97-134.9	7,030	-18.0	97-134.9	46,149	-21.6
135-184.9	4,386	-23.3	135-184.9	31,340	-19.6
185-249.9	1,978	-17.0	185-249.9	14,054	-18.4
250-319.9	1,611	+9.3	250-319.9	11,252	+1.2
320-379.9	332	-15.1	320-379.9	2,740	-0.3
380-539.9	361	-8.4	380-539.9	2,751	-9.2
540-639.9	295	+6.1	540-639.9	2,192	+0.3
640-799.9	133	-6.3	640 & Over	954	-9.4
800.0-899.9	53	-5.4	800.0-899.9	580	+7.2
900.0-999.9	88	+54.4	900.0-999.9	621	+10.9
1,000.0-1,199.9	54	+3.8	1,000.0-1,199.9	414	+13.1
1,200.0 & Over	77	-51.3	1,200.0 & Over	740	-21.1
TOTAL	950,122	+21.8	TOTAL	6,436,407	+1.0

BTUHs of 64.9 and below are for residential units; 65.0 and above for commercial.

NOTE: A shipment is defined as when a unit transfers ownership; a consignment is not a transfer of ownership. Industry data is aggregated from the information supplied by AHRI member companies that participate in the statistics program and can be subject to revision. Published year-to-date data is inclusive of all revisions. No other AHRI data (e.g., by state or region) is available to the general public other than that published. AHRI does not conduct any market forecasting and is not qualified to discuss market trends. For previous monthly shipment releases and historical data, please see <http://www.ahrinet.org/statistics>.

###

About AHRI

The Air-Conditioning, Heating, and Refrigeration Institute (AHRI) is the trade association representing manufacturers of air conditioning, heating, and commercial refrigeration, and water heating equipment. An internationally recognized advocate for the industry, AHRI develops standards for and certifies the performance of many of these products. AHRI's 300+ member companies manufacture quality, efficient, and innovative residential and commercial air conditioning, space heating, water heating, and commercial refrigeration equipment and components for sale in North America and around the world.