



we make life better®

2311 Wilson Boulevard Suite 400 Arlington VA 22201 USA  
 Phone 703 524 8800 | Fax 703 562 1942  
 www.ahrinet.org

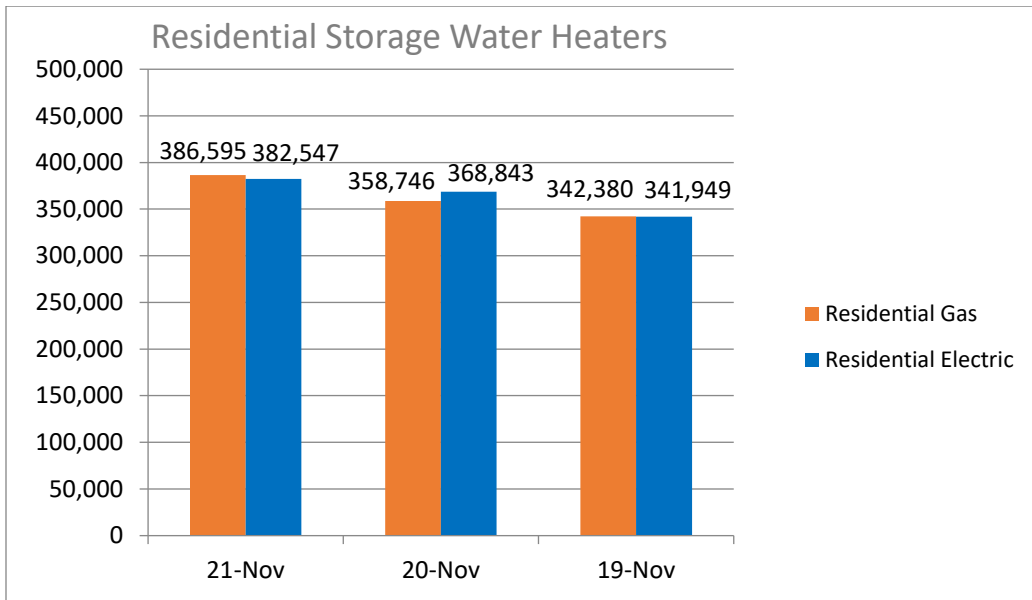
January 14, 2022  
**Contact:** [Adanna Le Gendre](#)  
**Phone:** 703.600.0363

*Public data is available in Excel format [here](#).  
 Please see our FAQs [here](#).*

### AHRI Releases November 2021 U.S. Heating and Cooling Equipment Shipment Data

#### Residential Storage Water Heaters

U.S. shipments of residential gas storage water heaters for November 2021 increased 7.8 percent, to 386,595 units, up from 358,746 units shipped in November 2020. Residential electric storage water heater shipments increased 3.7 percent in November 2021 to 382,547 units, up from 368,843 units shipped in November 2020.

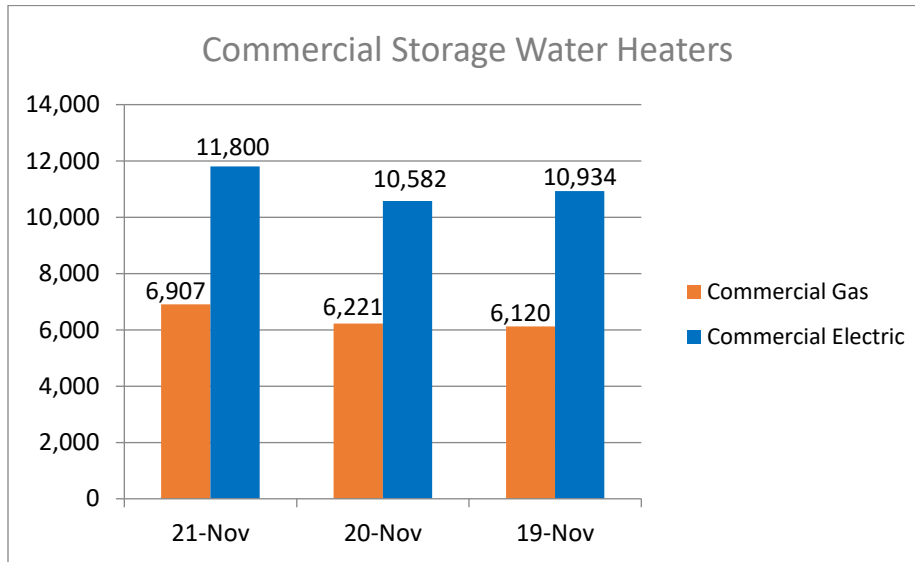


Year-to-date U.S. shipments of residential gas storage water heaters increased 8.5 percent, to 4,517,577 compared to 4,162,667 shipped during that same period in 2020. Residential electric storage water heater shipments increased 5.9 percent year-to-date, to 4,460,115 units, compared to 4,212,512 shipped during the same period in 2020.

Year-to-Date	Nov 21 YTD	Nov 20 YTD	%CHG. (From 2020-2021)	Nov 19 YTD
<b>Residential Storage Gas</b>	4,517,577	4,162,667	+8.5	3,971,353
<b>Residential Storage Electric</b>	4,460,115	4,212,512	+5.9	3,818,316

### Commercial Storage Water Heaters

Commercial gas storage water heater shipments increased 11.0 percent in November 2021, to 6,907 units, up from 6,221 units shipped in November 2020. Commercial electric storage water heater shipments increased 11.5 percent in November 2021, to 11,800 units, up from 10,582 units shipped in November 2020.

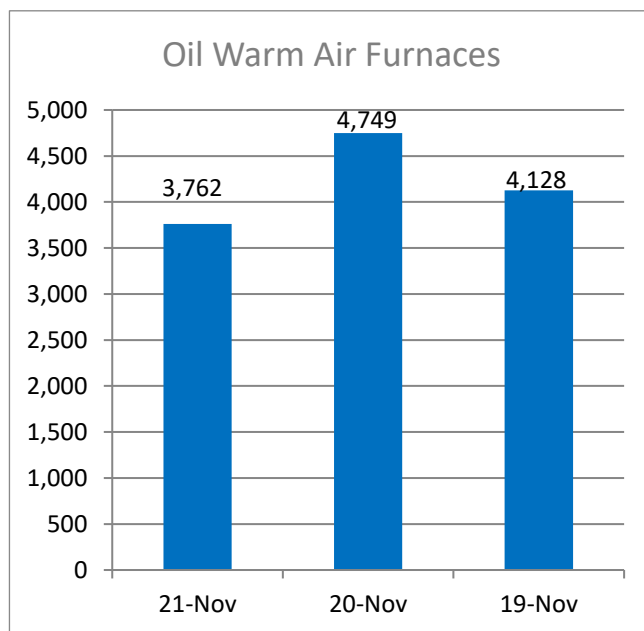
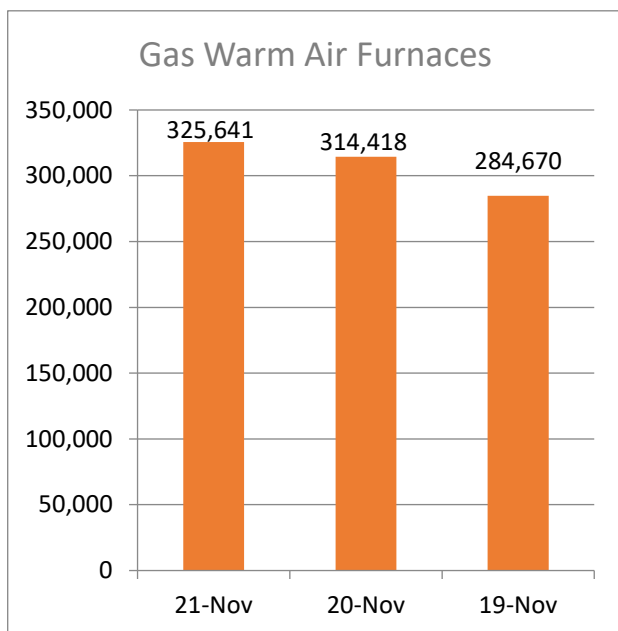


Year-to-date U.S. shipments of commercial gas storage water heaters increased 14.8 percent, to 82,758 units, compared with 72,117 units shipped during the same period in 2020. Year-to-date commercial electric storage water heater shipments increased 9.6 percent, to 140,025 units, up from 127,765 units shipped during the same period in 2020.

Year-to-Date	Nov 21 YTD	Nov 20 YTD	%CHG. (From 2020-2021)	Nov 19 YTD
<b>Commercial Storage Gas</b>	82,758	72,117	+14.8	81,276
<b>Commercial Storage Electric</b>	140,025	127,765	+9.6	138,522

### Warm Air Furnaces

U.S. shipments of gas warm air furnaces for November 2021 increased 3.6 percent, to 325,641 units, up from 314,418 units shipped in November 2020. Oil warm air furnace shipments decreased 20.8 percent, to 3,762 units in November 2021, down from 4,749 units shipped in November 2020.

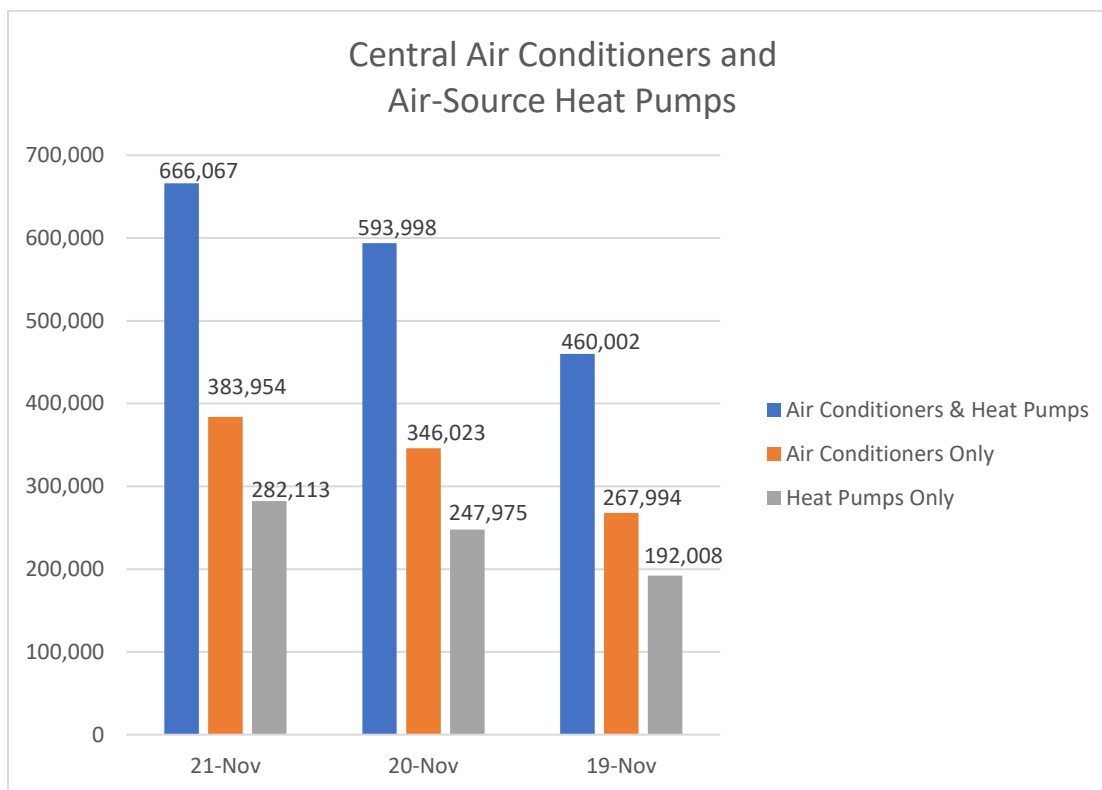


Year-to-date U.S. shipments of gas warm air furnaces increased 22.9 percent, to 3,685,889 units, compared with 2,998,085 units shipped during the same period in 2020. Year-to-date U.S. shipments of oil warm air furnaces increased 10.9 percent, to 35,303 units, compared with 31,832 units shipped during the same period in 2020.

Year-to-Date	Nov 21 YTD	Nov 20 YTD	%CHG. (From 2020-2021)	Nov 19 YTD
<b>Gas Warm Air Furnaces</b>	3,685,889	2,998,085	+22.9	3,154,273
<b>Oil Warm Air Furnaces</b>	35,303	31,832	+10.9	35,669

### Central Air Conditioners and Air-Source Heat Pumps

U.S. shipments of central air conditioners and air-source heat pumps totaled 666,067 units in November 2021, up 12.1 percent from 593,998 units shipped in November 2020. U.S. shipments of air conditioners increased 11.0 percent, to 383,954 units, up from 346,023 units shipped in November 2020. U.S. shipments of air-source heat pumps increased 13.8 percent, to 282,113 units, up from 247,975 units shipped in November 2020.



Year-to-date combined shipments of central air conditioners and air-source heat pumps increased 9.2 percent, to 9,569,242 units, up from 8,764,619 units shipped during the same period in 2020. Year-to-date shipments of central air conditioners increased 6.1 percent, to 5,930,089 units, up from 5,588,393 units shipped during the same period in 2020. The year-to-date total for heat pump shipments increased 14.6 percent, to 3,639,153, up from 3,176,226 units shipped during the same period in 2020.

<i>Year-to-Date</i>	<b>Nov 21 YTD</b>	<b>Nov 20 YTD</b>	<b>%CHG. (From 2020-2021)</b>	<b>Nov 19 YTD</b>
<b>Air Conditioners &amp; Heat Pumps Combined Total</b>	9,569,242	8,764,619	+9.2	7,960,827
<b>Air Conditioners Only</b>	5,930,089	5,588,393	+6.1	5,056,087
<b>Heat Pumps Only</b>	3,639,153	3,176,226	+14.6	2,904,740

## U.S. Manufacturers' Shipments of Central Air Conditioners and Air-Source Heat Pumps

Month			
Size Description (000) BTUH	2021 Total	% Change from 2020	2019 Total
Under 16.5	36,408	+42.4	23,415
16.5-21.9	65,998	+11.6	44,826
22-26.9	118,755	+7.3	86,240
27-32.9	93,634	+12.9	69,230
33-38.9	131,807	+8.5	92,554
39-43.9	55,319	+22.7	33,815
44-53.9	77,099	+7.1	48,624
54-64.9	65,407	+12.8	40,176
65-96.9	7,502	+12.9	7,472
97-134.9	6,133	+18.4	5,480
135-184.9	3,880	+19.8	3,984
185-249.9	1,551	+1.9	1,752
250-319.9	1,348	-6.6	1,045
320-379.9	324	+11.7	397
380-539.9	365	+9.9	329
540-639.9	239	+10.6	215
640-799.9	90	-19.6	152
800.0-899.9	40	+5.3	78
900.0-999.9	67	0.0	68
1,000.0-1,199.9	24	-40.0	35
1,200.0 & Over	77	-18.1	115
<b>TOTAL</b>	<b>666,067</b>	<b>+12.1</b>	<b>460,002</b>

YTD			
Size Description (000) BTUH	2021 Total	% Change from 2020	2019 Total
Under 16.5	439,618	+32.1	286,870
16.5-21.9	858,166	+7.3	690,263
22-26.9	1,895,306	+10.1	1,536,352
27-32.9	1,507,334	+7.6	1,252,290
33-38.9	2,049,492	+9.3	1,686,354
39-43.9	722,447	+7.3	613,733
44-53.9	1,036,742	+5.7	894,060
54-64.9	797,655	+8.3	714,393
65-96.9	93,062	+8.8	101,868
97-134.9	73,235	+14.6	77,859
135-184.9	46,206	+7.6	52,621
185-249.9	19,750	+2.4	23,596
250-319.9	16,885	+6.0	14,947
320-379.9	3,650	+0.6	3,865
380-539.9	3,574	-6.1	4,097
540-639.9	2,402	-16.9	2,892
640 & Over	1,218	-5.3	1,494
800.0-899.9	493	-32.8	769
900.0-999.9	662	-18.4	726
1,000.0-1,199.9	382	-31.7	481
1,200.0 & Over	963	-1.1	1,297
<b>TOTAL</b>	<b>9,569,242</b>	<b>+9.2</b>	<b>7,960,827</b>

### Notes and FAQs

A shipment is defined as when a unit transfers ownership; a consignment is not a transfer of ownership. Industry data is aggregated from the information supplied by AHRI member companies that participate in the statistics program and can be subject to revision. Published year-to-date data is inclusive of all revisions. No other AHRI data (e.g., by state or region) is available to the public other than that published. AHRI does not conduct any market forecasting and is not qualified to discuss market trends. BTUHs of 64.9 and below are for residential units; 65.0 and above for commercial. For previous monthly shipment releases and historical data, please see <http://www.ahrinet.org/statistics>.

1. How do my colleagues subscribe to the report?

Go to <http://www.ahrinet.org/statistics> and click on Subscribe.

2. Does this data represent shipments to the United States only or are shipments outside of the United States included?

This data represents shipments to customers in the United States only.

3. Do you provide U.S. data by state?

That data is not available publicly.

4. Is historical data available in Excel?

It is available monthly reflecting exactly the data presented in the monthly public release.

5. Can I purchase additional industry data from AHRI?

No, AHRI Statistics data are not for sale.

6. How much of the industry does the data represent?

Although we cannot get into specifics about how much of the industry the data represents, in general, AHRI is one of the largest trade associations in the nation, representing more than 300 heating, water heating, ventilation, air conditioning and commercial refrigeration manufacturers within the global HVACR industry. AHRI's 300+ member companies account for more than 90 percent of the residential and commercial air conditioning, space heating, water heating, and commercial refrigeration equipment manufactured and sold in North America.

###

### About AHRI

The Air-Conditioning, Heating, and Refrigeration Institute (AHRI) is the trade association representing manufacturers of air conditioning, heating, and commercial refrigeration, and water heating equipment. An internationally recognized advocate for the industry, AHRI develops standards for and certifies the performance of many of these products. AHRI's 300+ member companies manufacture quality, efficient, and innovative residential and commercial air conditioning, space heating, water heating, and commercial refrigeration equipment and components for sale in North America and around the world.