



we make life better®

2311 Wilson Boulevard Suite 400 Arlington VA 22201 USA
 Phone 703 524 8800 | Fax 703 562 1942
 www.ahrinet.org

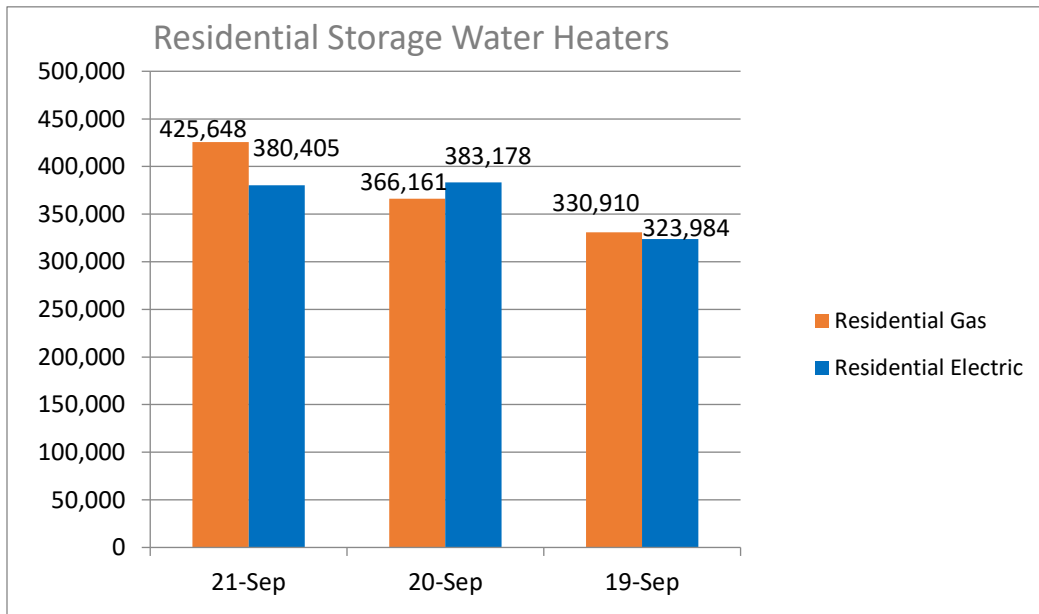
November 12, 2021
Contact: [Adanna Le Gendre](#)
Phone: 703.600.0363

*Public data is available in Excel format [here](#).
 Please see our FAQs [here](#).*

AHRI Releases September 2021 U.S. Heating and Cooling Equipment Shipment Data

Residential Storage Water Heaters

U.S. shipments of residential gas storage water heaters for September 2021 increased 16.2 percent, to 425,648 units, up from 366,161 units shipped in September 2020. Residential electric storage water heater shipments decreased 0.7 percent in September 2021 to 380,405 units, down from 383,178 units shipped in September 2020.

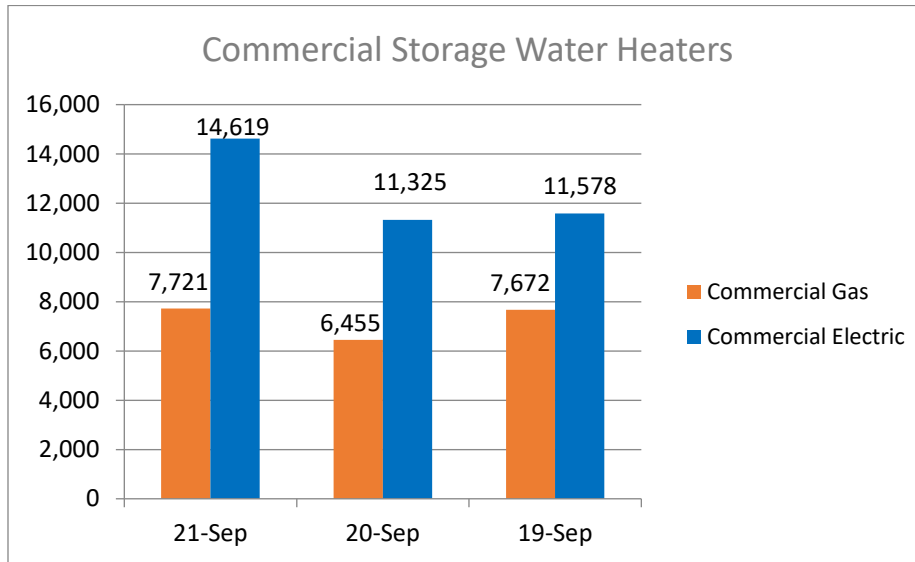


Year-to-date U.S. shipments of residential gas storage water heaters increased 9.2 percent, to 3,687,150 compared to 3,377,667 shipped during that same period in 2020. Residential electric storage water heater shipments increased 6.3 percent year-to-date, to 3,616,615 units, compared to 3,402,457 shipped during the same period in 2020.

<i>Year-to-Date</i>				
	Sep 21 YTD	Sep 20 YTD	%CHG. (From 2020-2021)	Sep 19 YTD
Residential Storage Gas	3,687,150	3,377,667	+9.2	3,288,163
Residential Storage Electric	3,616,615	3,402,457	+6.3	3,124,601

Commercial Storage Water Heaters

Commercial gas storage water heater shipments increased 19.6 percent in September 2021, to 7,721 units, up from 6,455 units shipped in September 2020. Commercial electric storage water heater shipments increased 29.1 percent in September 2021, to 14,619 units, up from 11,325 units shipped in September 2020.

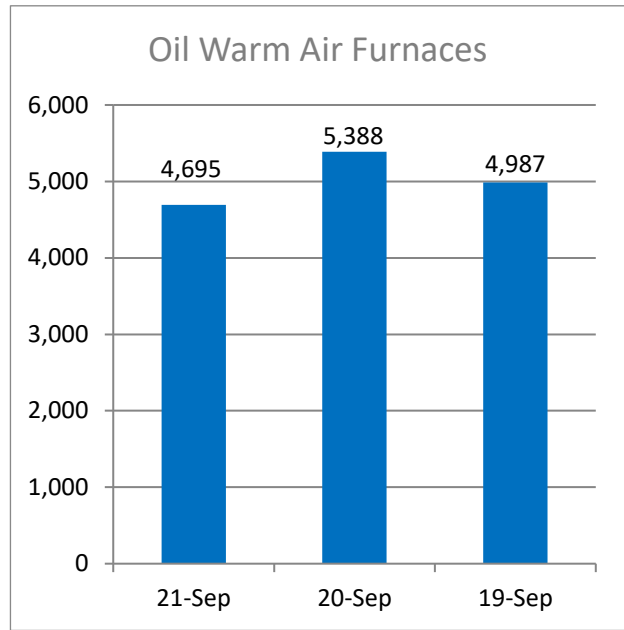
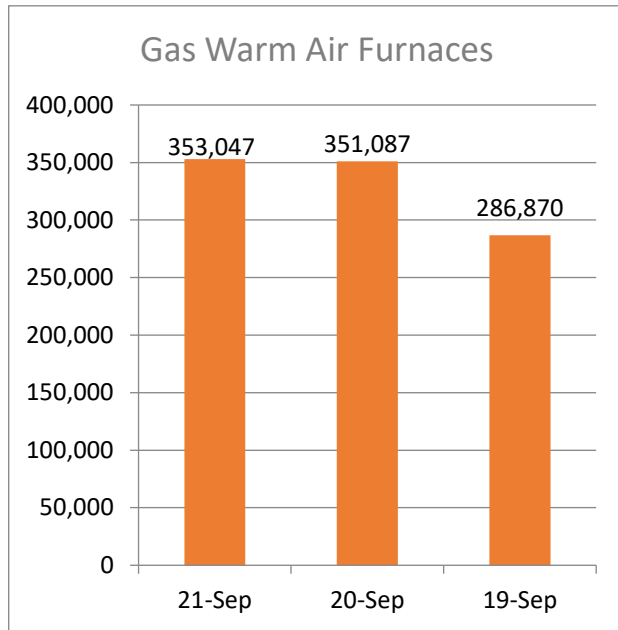


Year-to-date U.S. shipments of commercial gas storage water heaters increased 18.1 percent, to 69,194 units, compared with 58,585 units shipped during the same period in 2020. Year-to-date commercial electric storage water heater shipments increased 11.1 percent, to 116,375 units, up from 104,720 units shipped during the same period in 2020.

Year-to-Date	Sep 21 YTD	Sep 20 YTD	%CHG. (From 2020-2021)	Sep 19 YTD
Commercial Storage Gas	69,194	58,585	+18.1	68,359
Commercial Storage Electric	116,375	104,720	+11.1	114,590

Warm Air Furnaces

U.S. shipments of gas warm air furnaces for September 2021 increased 0.6 percent, to 353,047 units, up from 351,087 units shipped in September 2020. Oil warm air furnace shipments decreased 12.9 percent, to 4,695 units in September 2021, down from 5,388 units shipped in September 2020.

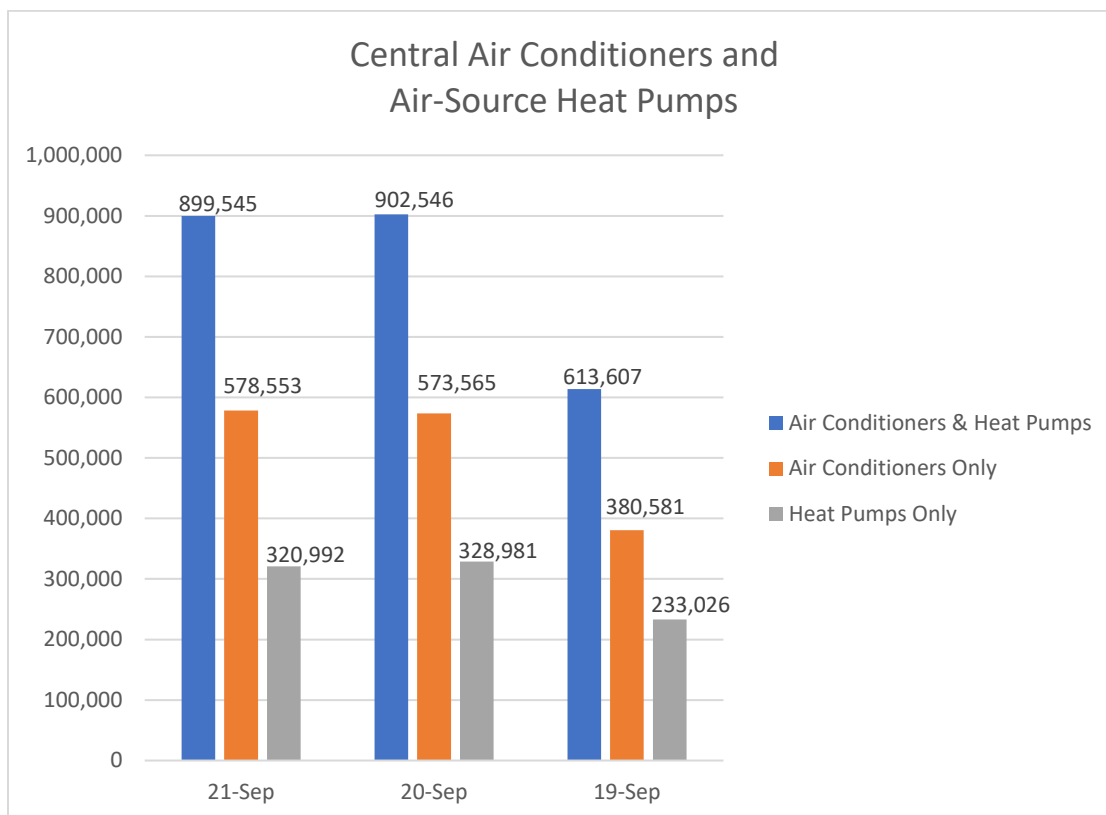


Year-to-date U.S. shipments of gas warm air furnaces increased 30.2 percent, to 3,032,919 units, compared with 2,329,809 units shipped during the same period in 2020. Year-to-date U.S. shipments of oil warm air furnaces increased 19.5 percent, to 27,206 units, compared with 22,768 units shipped during the same period in 2020.

Year-to-Date	Sep 21 YTD	Sep 20 YTD	%CHG. (From 2020-2021)	Sep 19 YTD
Gas Warm Air Furnaces	3,032,919	2,329,809	+30.2	2,578,687
Oil Warm Air Furnaces	27,206	22,768	+19.5	26,936

Central Air Conditioners and Air-Source Heat Pumps

U.S. shipments of central air conditioners and air-source heat pumps totaled 899,545 units in September 2021, down 0.3 percent from 902,546 units shipped in September 2020. U.S. shipments of air conditioners increased 0.9 percent, to 578,553 units, up from 573,565 units shipped in September 2020. U.S. shipments of air-source heat pumps decreased 2.4 percent, to 320,992 units, down from 328,981 units shipped in September 2020.



Year-to-date combined shipments of central air conditioners and air-source heat pumps increased 10.5 percent, to 8,111,854 units, up from 7,338,953 units shipped during the same period in 2020. Year-to-date shipments of central air conditioners increased 6.6 percent, to 5,059,384 units, up from 4,744,384 units shipped during the same period in 2020. The year-to-date total for heat pump shipments increased 17.6 percent, to 3,052,470, up from 2,594,569 units shipped during the same period in 2020.

Year-to-Date	Sep 21 YTD	Sep 20 YTD	%CHG. (From 2020-2021)	Sep 19 YTD
Air Conditioners & Heat Pumps Combined Total	8,111,854	7,338,953	+10.5	6,984,349
Air Conditioners Only	5,059,384	4,744,384	+6.6	4,472,595
Heat Pumps Only	3,052,470	2,594,569	+17.6	2,511,754

U.S. Manufacturers' Shipments of Central Air Conditioners and Air-Source Heat Pumps

Month			
Size Description (000) BTUH	2021 Total	% Change from 2020	2019 Total
Under 16.5	31,765	-5.5	21,547
16.5-21.9	69,964	-19.5	54,793
22-26.9	178,362	+0.8	111,233
27-32.9	142,025	-3.0	88,703
33-38.9	208,094	+12.6	125,860
39-43.9	67,065	-6.3	47,846
44-53.9	96,649	-3.9	73,900
54-64.9	81,000	+3.5	63,076
65-96.9	8,429	+0.8	9,190
97-134.9	6,572	+6.2	7,098
135-184.9	4,839	+10.8	5,033
185-249.9	1,978	+8.3	2,476
250-319.9	1,432	-0.9	1,471
320-379.9	403	+20.3	364
380-539.9	346	+1.2	364
540-639.9	260	+3.6	228
640-799.9	127	+9.5	146
800.0-899.9	74	+21.3	75
900.0-999.9	60	-14.3	39
1,000.0-1,199.9	32	-39.6	38
1,200.0 & Over	69	+4.5	127
TOTAL	899,545	-0.3	613,607

YTD			
Size Description (000) BTUH	2021 Total	% Change from 2020	2019 Total
Under 16.5	366,322	+37.6	241,981
16.5-21.9	724,402	+9.2	595,594
22-26.9	1,633,152	+11.8	1,354,281
27-32.9	1,296,721	+8.3	1,108,887
33-38.9	1,745,836	+10.8	1,490,079
39-43.9	606,587	+7.6	540,878
44-53.9	867,229	+7.0	787,045
54-64.9	653,990	+8.6	624,432
65-96.9	77,673	+9.4	86,084
97-134.9	60,127	+14.9	65,985
135-184.9	38,522	+7.9	44,013
185-249.9	16,342	+2.9	19,699
250-319.9	13,978	+10.1	12,590
320-379.9	3,005	-2.3	3,111
380-539.9	2,870	-7.2	3,393
540-639.9	1,974	-19.2	2,414
640 & Over	1,019	-4.8	1,199
800.0-899.9	413	-35.6	616
900.0-999.9	543	-21.4	599
1,000.0-1,199.9	315	-32.5	404
1,200.0 & Over	834	+3.5	1,065
TOTAL	8,111,854	+10.5	6,984,349

Notes and FAQs

A shipment is defined as when a unit transfers ownership; a consignment is not a transfer of ownership. Industry data is aggregated from the information supplied by AHRI member companies that participate in the statistics program and can be subject to revision. Published year-to-date data is inclusive of all revisions. No other AHRI data (e.g., by state or region) is available to the public other than that published. AHRI does not conduct any market forecasting and is not qualified to discuss market trends. BTUHs of 64.9 and below are for residential units; 65.0 and above for commercial. For previous monthly shipment releases and historical data, please see <http://www.ahrinet.org/statistics>.

1. How do my colleagues subscribe to the report?

Go to <http://www.ahrinet.org/statistics> and click on Subscribe.

2. Does this data represent shipments to the United States only or are shipments outside of the United States included?

This data represents shipments to customers in the United States only.

3. Do you provide U.S. data by state?

That data is not available publicly.

4. Is historical data available in Excel?

It is available monthly reflecting exactly the data presented in the monthly public release.

5. Can I purchase additional industry data from AHRI?

No, AHRI Statistics data are not for sale.

6. How much of the industry does the data represent?

Although we cannot get into specifics about how much of the industry the data represents, in general, AHRI is one of the largest trade associations in the nation, representing more than 300 heating, water heating, ventilation, air conditioning and commercial refrigeration manufacturers within the global HVACR industry. AHRI's 300+ member companies account for more than 90 percent of the residential and commercial air conditioning, space heating, water heating, and commercial refrigeration equipment manufactured and sold in North America.

###

About AHRI

The Air-Conditioning, Heating, and Refrigeration Institute (AHRI) is the trade association representing manufacturers of air conditioning, heating, and commercial refrigeration, and water heating equipment. An internationally recognized advocate for the industry, AHRI develops standards for and certifies the performance of many of these products. AHRI's 300+ member companies manufacture quality, efficient, and innovative residential and commercial air conditioning, space heating, water heating, and commercial refrigeration equipment and components for sale in North America and around the world.