



we make life better™

2111 Wilson Boulevard Suite 500 Arlington VA 22201-3001 USA  
 Phone 703 524 8800 | Fax 703 562 1942  
 www.ahrinet.org

October 17, 2018

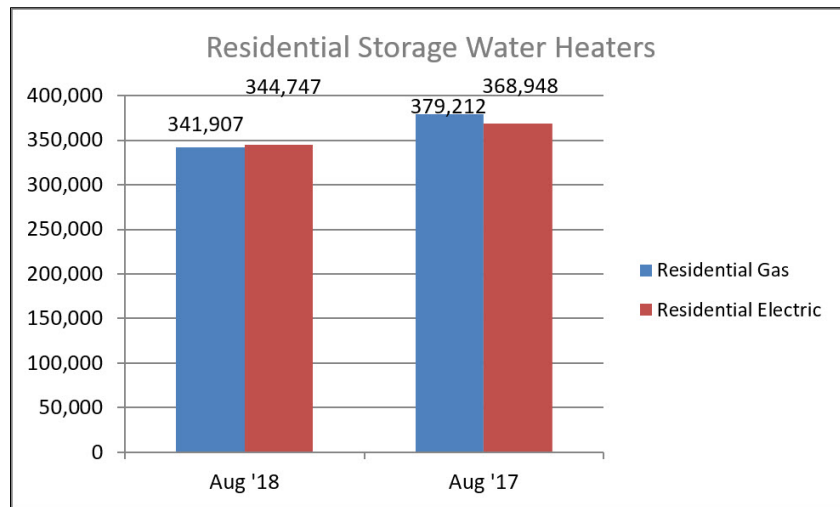
**Contact:** [Adam Carey](#), Communications Coordinator

**Phone:** 703.600.0310

## AHRI Releases August 2018 U.S. Heating and Cooling Equipment Shipment Data

### Residential Storage Water Heaters

U.S. shipments of residential gas storage water heaters for August 2018 decreased 9.8 percent, to 341,907 units, down from 379,212 units shipped in August 2017. Residential electric storage water heater shipments decreased 6.6 percent in August 2018 to 344,747 units, down from 368,948 units shipped in August 2017.

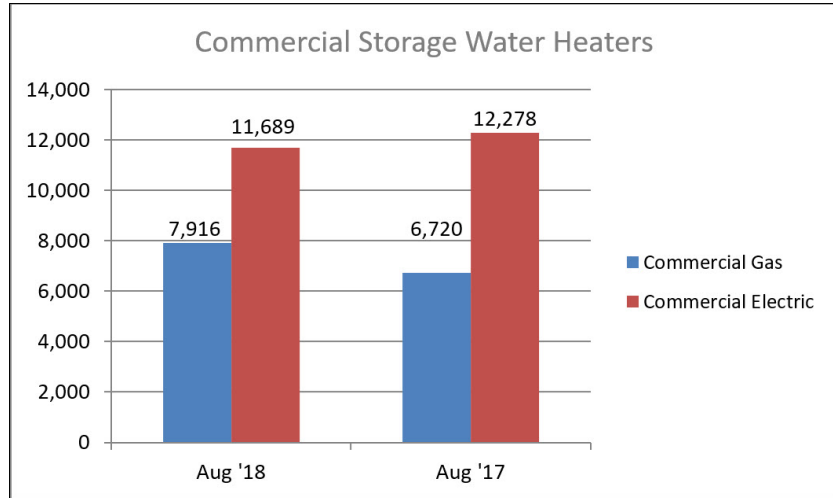


Year-to-date U.S. shipments of residential gas storage water heaters increased 5 percent, to 3,066,024, compared to 2,921,505 shipped during that same period in 2017. Residential electric storage water heater shipments increased 4.7 percent year-to-date, to 2,885,314 units, compared to 2,754,766 shipped during the same period in 2017.

<i>Year-to-Date</i>			
<b>Storage Water Heaters</b>	<b>Aug '18 YTD</b>	<b>Aug '17 YTD</b>	<b>%CHG.</b>
<b>Residential Storage Gas</b>	3,066,624	2,921,505	+5.0
<b>Residential Storage Electric</b>	2,885,314	2,754,766	+4.7

### Commercial Storage Water Heaters

Commercial gas storage water heater shipments increased 17.8 percent in August 2018, to 7,916 units, up from 6,720 units shipped in August 2017. Commercial electric storage water heater shipments decreased 4.8 percent in August 2018, to 11,689 units, down from 12,278 units shipped in August 2017.

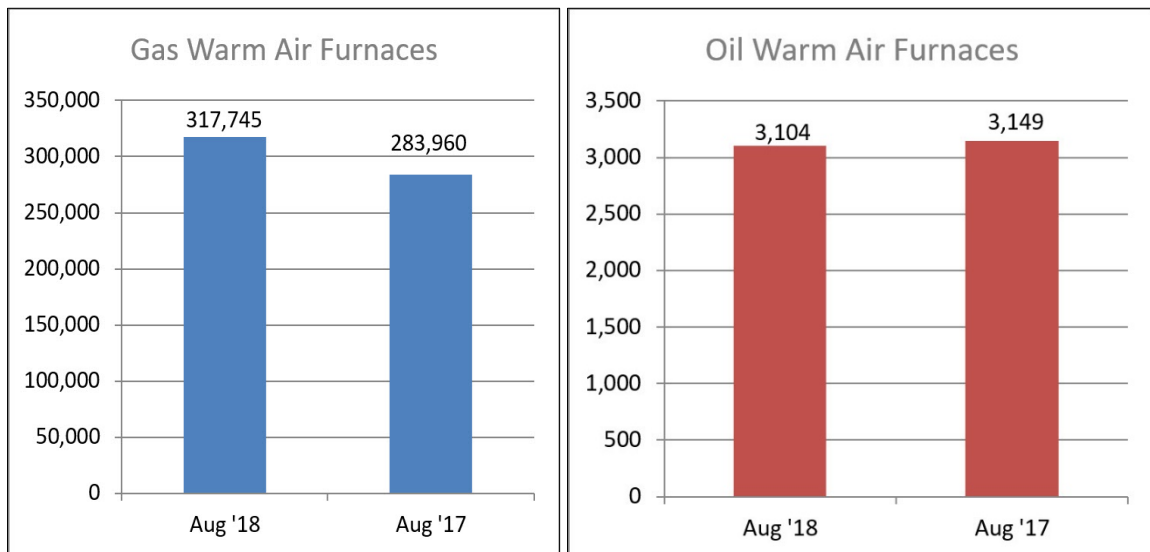


Year-to-date U.S. shipments of commercial gas storage water heaters increased 4.2 percent, to 66,107 units, compared with 63,450 units shipped during the same period in 2017. Year-to-date commercial electric storage water heater shipments decreased 2.1 percent, to 93,327 units, down from 95,356 units shipped during the same period in 2017.

<i>Year-to-Date</i>	Aug '18 YTD	Aug '17 YTD	%Chg.
<b>Commercial Storage Gas</b>	66,107	63,450	+4.2
<b>Commercial Storage Electric</b>	93,327	95,356	-2.1

### Warm Air Furnaces

U.S. shipments of gas warm air furnaces for August 2018 increased 11.9 percent, to 317,745 units, up from 283,960 units shipped in August 2017. Oil warm air furnace shipments decreased 1.4 percent, to 3,104 units in August 2018, down from 3,149 units shipped in August 2017.



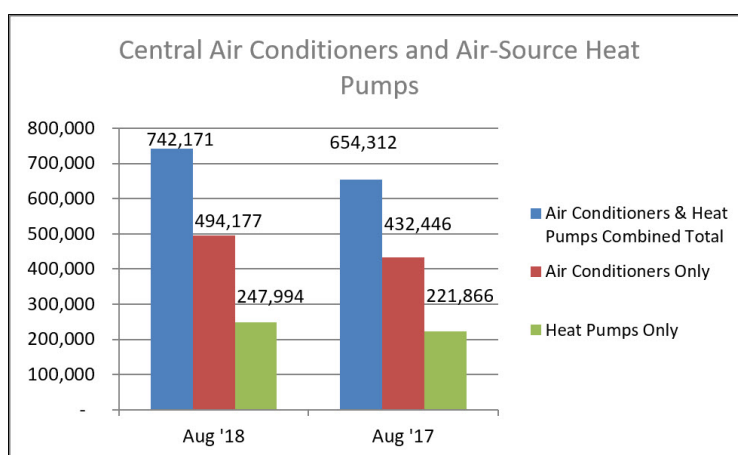
Year-to-date U.S. shipments of gas warm air furnaces increased 11.6 percent, to 2,163,918 units, compared with 1,938,542 units shipped during the same period in 2017. Year-to-date U.S.

shipments of oil warm air furnaces increased 5.2 percent, to 19,107 units, compared with 18,156 units shipped during the same period in 2017.

<i>Year-to-Date</i>			
	<b>Aug '18 YTD</b>	<b>Aug '17 YTD</b>	<b>% Chg.</b>
<b>Gas Warm Air Furnaces</b>	2,163,918	1,938,542	+11.6
<b>Oil Warm Air Furnaces</b>	19,107	18,156	+5.2

### Central Air Conditioners and Air-Source Heat Pumps

U.S. shipments of central air conditioners and air-source heat pumps totaled 742,171 units in August 2018, up 13.4 percent from 654,312 units shipped in August 2017. U.S. shipments of air conditioners increased 14.3 percent, to 494,177 units, up from 432,446 units shipped in August 2017. U.S. shipments of air-source heat pumps increased 11.8 percent, to 247,994 units, up from 221,866 units shipped in August 2017.



Year-to-date combined shipments of central air conditioners and air-source heat pumps increased 7.3 percent, to 6,294,977, up from 5,869,248 units shipped in August 2017. Year-to-date shipments of central air conditioners increased 4.8 percent, to 4,141,428 units, up from 3,952,065 units shipped during the same period in 2017. The year-to-date total for heat pump shipments increased 12.3 percent, to 2,153,549, up from 1,917,183 units shipped during the same period in 2017.

<i>Year-to-Date</i>			
	<b>Aug '18 YTD</b>	<b>Aug '17 YTD</b>	<b>% Chg.</b>
<b>Air Conditioners &amp; Heat Pumps</b>	6,294,977	5,869,248	+7.3
<b>Air Conditioners Only</b>	4,141,428	3,952,065	+4.8
<b>Heat Pumps Only</b>	2,153,549	1,917,183	+12.3

## U.S. Manufacturers' Shipments of Central Air Conditioners and Air-Source Heat Pumps

Month			YTD		
Size Description (000) BTUH	Total	% Change from 2017	Size Description (000) BTUH	Total	% Change from 2017
Under 16.5	24,708	+26.5	Under 16.5	190,497	+13.9
16.5-21.9	54,479	-28.0	16.5-21.9	495,570	-28.8
22-26.9	130,525	+19.6	22-26.9	1,205,124	+11.1
27-32.9	106,059	+18.2	27-32.9	1,001,526	+12.3
33-38.9	158,807	+22.0	33-38.9	1,361,508	+14.0
39-43.9	59,886	+18.5	39-43.9	503,581	+14.0
44-53.9	92,429	+18.7	44-53.9	736,209	+14.0
54-64.9	81,909	+18.0	54-64.9	581,777	+9.7
65-96.9	12,178	+7.7	65-96.9	78,224	+0.8
97-134.9	9,323	+1.5	97-134.9	60,112	+0.4
135-184.9	6,080	-2.5	135-184.9	40,557	+2.0
185-249.9	2,443	-8.2	185-249.9	17,490	+0.3
250-319.9	1,698	+20.8	250-319.9	11,466	+2.3
320-379.9	412	+7.6	320-379.9	2,907	+1.3
380-539.9	480	-1.6	380-539.9	2,903	-10.8
540-639.9	334	+27.0	540-639.9	2,364	+6.1
640-799.9	117	-10.0	640 & Over	972	+0.2
800.0-899.9	75	+66.7	800.0-899.9	529	+10.9
900.0-999.9	81	+12.5	900.0-999.9	627	+23.7
1,000.0-1,199.9	40	-7.0	1,000.0-1,199.9	358	+19.7
1,200.0 & Over	108	+5.9	1,200.0 & Over	676	+9.6
<b>TOTAL</b>	<b>742,171</b>	<b>13.4</b>	<b>TOTAL</b>	<b>6,294,977</b>	<b>7.3</b>

BTUHs of 64.9 and below are for residential units; 65.0 and above for commercial.

NOTE: A shipment is defined as when a unit transfers ownership; a consignment is not a transfer of ownership. Industry data is aggregated from the information supplied by AHRI member companies that participate in the statistics program and can be subject to revision. Published year-to-date data is inclusive of all revisions. No other AHRI data (e.g., by state or region) is available to the general public other than that published. AHRI does not conduct any market forecasting and is not qualified to discuss market trends. For previous monthly shipment releases and historical data, please see <http://www.ahrinet.org/statistics>.

###

### About AHRI

The Air-Conditioning, Heating, and Refrigeration Institute (AHRI) is the trade association representing manufacturers of air conditioning, heating, and commercial refrigeration, and water heating equipment. An internationally recognized advocate for the industry, AHRI develops standards for and certifies the performance of many of these products. AHRI's 300+ member companies manufacture quality, efficient, and innovative residential and commercial air conditioning, space heating, water heating, and commercial refrigeration equipment and components for sale in North America and around the world.