

**COMPATIBILITY OF REFRIGERANTS AND LUBRICANTS WITH  
MOTOR MATERIALS**

Photographs of Motor Materials after Exposure to Refrigerants  
and Refrigerant-Lubricants  
Volume IV

Robert Doerr and Stephen Kujak

The Trane Company  
3600 Pammel Creek Road  
La Crosse, Wisconsin 54601-7599

May 1993

Prepared for  
The Air-Conditioning and Refrigeration Technology Institute  
Under  
ARTI MCLR Project Number 650-50400

This research project is supported, in whole or in part by U.S. Department of Energy grant DE-FG02-91CE23810: Materials Compatibility and Lubricants Research (MCLR) on CFC-Refrigerant Substitutes. Federal funding supporting this project constitutes 93.67% of allowable costs. Funding from non-government sources supporting this project consists of direct cost sharing of 6.33% of allowable costs; and in-kind contributions from the air-conditioning and refrigeration industry.

## **DISCLAIMER**

The U.S. Department of Energy's and the air-conditioning industry's support for the Materials Compatibility and Lubricants Research (MCLR) program does not constitute an endorsement by the U.S. Department of Energy, nor by the air-conditioning and refrigeration industry, of the views expressed herein.

## **NOTICE**

This report was prepared as an account of work sponsored by the United States Government. Neither the United States nor the Department of Energy, nor the Air-Conditioning and Refrigeration Technology Institute, nor any of their employees, nor any of their contractors, subcontractors, or their employees, makes any warranty, expressed or implied, or assumes any legal liability or responsibility for the accuracy, completeness, or usefulness of any information, apparatus, product or process disclosed or represents that its use would not infringe privately-owned rights.

## **COPYRIGHT NOTICE** (for journal publication submissions)

By acceptance of this article, the publisher and/or recipient acknowledges the rights of the U.S. Government and the Air-Conditioning and Refrigeration Technology Institute, Inc. (ARTI) rights to retain a nonexclusive, royalty-free license in and to any copyrights covering this paper.

# COMPATIBILITY OF REFRIGERANTS AND LUBRICANTS WITH MOTOR MATERIALS

## Photographs of Motor Materials after Exposures to Refrigerants and Refrigerant-Lubricants Volume IV

Because of the large scope of this project and the large amount of data recorded, the final report is divided into four volumes.

Volume IV contains the photographs of motor materials after exposures to pure refrigerants and to refrigerant-lubricant combinations.

**Volume I** contains the abstract, scope, discussion of results, charts of motor material compatibility, test procedures, material identifications and 84 pages of data summary tables. This volume provides results of the study and other information of interest to most users of the information.

**Volume II** contains all the recorded measurements from the tests on the motor materials after exposures to the 11 pure refrigerants and to nitrogen at the same temperatures.

**Volume III** contains all the recorded measurements from the tests on the motor materials after exposure to the 17 refrigerant-lubricant combinations and to nitrogen at the same temperatures.

# TABLE OF CONTENTS

## Photographs of Motor Materials after Exposures to Refrigerants and Refrigerant-Lubricants Volume IV

### APPENDIXES(Photographs of Motor Materials)

Appendix A	HCFC-22 Exposure @ 90°C(194°F)
Appendix B	HCFC-123 Exposure @ 90°C(194°F)
Appendix C	HCFC-124 Exposure @ 90°C(194°F)
Appendix D	HCFC-142b Exposure @ 90°C(194°F)
Appendix E	HFC-152a Exposure @ 90°C(194°F)
Appendix F	HFC-134a Exposure @ 90°C(194°F)
Appendix G	HFC-134 Exposure @ 90°C(194°F)
Appendix H	HFC-125 Exposure @ 60°C(140°F)
Appendix I	HFC-32 Exposure @ 60°C(140°F)
Appendix J	HFC-143a Exposure @ 60°C(140°F)
Appendix K	HFC-245ca Exposure @ 121°C(250°F)
Appendix L	Nitrogen Exposure @ 60°C(140°F)
Appendix M	Nitrogen Exposure @ 90°C(194°F)
Appendix N	Nitrogen Exposure @ 127°C(260°F)
Appendix O	HCFC-22/Witco 3GS Exposure
Appendix P	HCFC-142b/Shrieve Zerol-150 Exposure
Appendix Q	HFC-152a/Shrieve Zerol-150 Exposure
Appendix R	HFC-134a/ICI Emkarate RL244 Exposure
Appendix S	HFC-134a/Henkel-Emery 2927 ISO-32 Exposure
Appendix T	HFC-143a/Henkel-Emery 2927 ISO-32 Exposure
Appendix U	HFC-134/Henkel-Emery 2927 ISO-32 Exposure
Appendix V	HFC-32/Henkel-Emery 2927 ISO-32 Exposure
Appendix W	HFC-125/Henkel-Emery 2927 ISO-32 Exposure
Appendix X	HFC-245ca/Henkel-Emery 2927 ISO-32 Exposure
Appendix Y	HFC-134a/ICI Emkarox VG32 Exposure
Appendix Z	HFC-125/ICI Emkarox VG32 Exposure
Appendix AA	HFC-32/ICI Emkarox VG32 Exposure
Appendix AB	HCFC-124/Shrieve Zerol-150 Exposure
Appendix AC	HFC-134a/Allied Signal BRL-150 Exposure
Appendix AD	HFC-125/Allied Signal BRL-150 Exposure
Appendix AE	HFC-134a/Dow P-425 Exposure



# **Appendix A**

**Photographs of Motor Materials after  
Exposure to HCFC-22.**

## **Photograph Identification**

<b><u>Photo #</u></b>	<b><u>Description</u></b>
1	Y-833 varnish disks after exposure 500 hour exposure to R-22. The Y-883 varnish is crazed.
2	Sheet insulations(top to bottom) Mylar, Dacron/Mylar/Dacron and Nomex/Mylar/Nomex after 500 hour exposure to R-22.
3	Helical Coils after exposure to R-22 and after bond strength testing.
4	Sheet insulations(top to bottom) Melinex, Nomex Mica and Nomex after 500 hour exposure to R-22.
5	Tie Cord after 500 hour exposure to R-22 and after break load testing.
6	Lead Wires after 500 hour exposure to R-22 and after dielectric testing.
7	Tapes(top to bottom) Glass, Polyester and Permacel after 500 hour exposure to R-22
8	Sleeving(top to bottom) Nomex/Mylar, Mylar and Nomex after 500 hour exposure to R-22.
9	Varnish Disks(top to bottom) Iso-800, 923, Y-833, ER-610, Y-390 and U-475 after 500 hour exposure to R-22.
10	Sheet Insulation(top to bottom)Melinex, Nomex-Mica, Nomex, Mylar, Dacron/Mylar/Dacron and Nomex/Mylar/Nomex after 500 hour exposure to R-22 plus the 24 hour air bake at 302°F.
11	Varnish Disks(top to bottom) Iso-800, 923, Y-833, ER-610, Y-390 and U-475 after 500 hour exposure to R-22 plus the 24 hour air bake at 302°F.
12	Lead Wires after 500 hour exposure to R-22 plus the 24 hour air bake at 302°F and after dielectric testing.
13	Sleeving(top to bottom) Nomex/Mylar, Mylar and Nomex after 500 hour exposure to R-22 plus a 24 hour air at 302°F
14	Tapes(top to bottom) Glass, Polyester and Permacel after 500 hour exposure to R-22 plus the 24 hour air bake.
15,16,17,18 19 and 20	Close-ups of U-475, Y-390, ER-610, Y-833, 923 and Iso-800 after the 500 hour exposure to R-22 plus a 24 hour air bake.



**Photograph #1 (above)**  
**Photograph #2 (below)**



**Photograph #3 (above)**  
**Photograph #4 (below)**









Photograph #5(above)  
Photograph #6(below)




Photograph #7(above)  
Photograph #8(below)








**Photograph #9(above)**  
**Photograph #10(below)**



**Photograph #11(above)**  
**Photograph #12(below)**



**Photograph #9(above)**  
**Photograph #10(below)**




**Photograph #11(above)**  
**Photograph #12(below)**



**Photograph #13(above)**  
**Photograph #14(below)**




**Photograph #15(above)**  
**Photograph #16(below)**



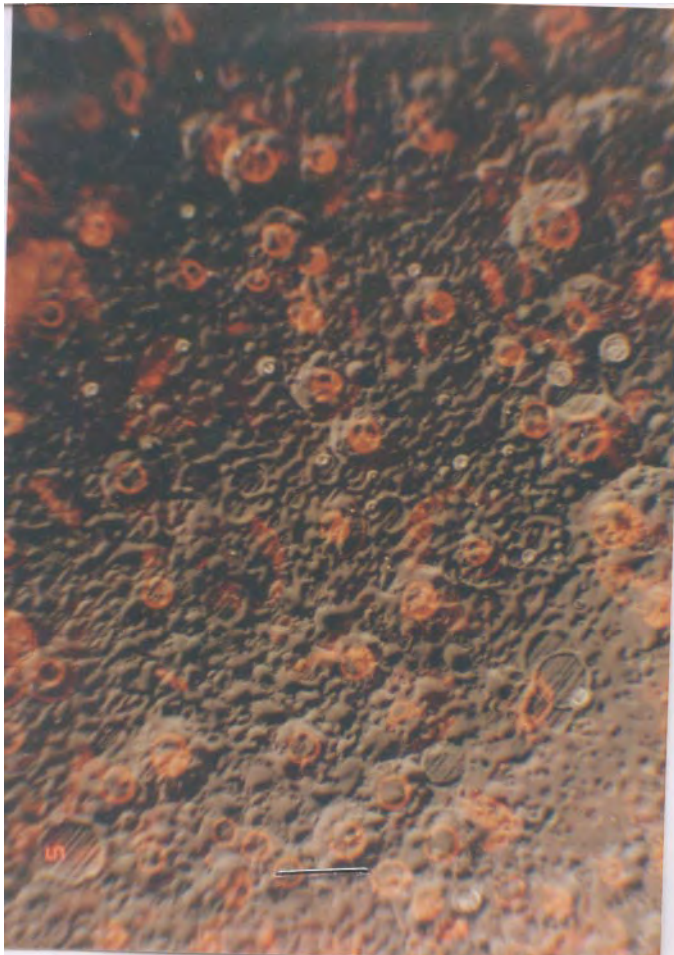




**Photograph #17(above)**  
**Photograph #18(below)**



**Photograph #19(above)**  
**Photograph #20(below)**



# **Appendix B**

**Photographs of Motor Materials after  
Exposure to HCFC-123.**



## **Photograph Identification**

<b><u>Photo #</u></b>	<b><u>Description</u></b>
1	R-123 liquid after exposure to the motor materials.
2	Sheet Insulations, tapes and tie cord after 500 hour exposure to the R-123.
3	Varnish disks, lead wires and sleeving after 500 hour exposure to the R-123.
4	Varnish disks after 500 hour exposure plus the 24 hour air bake.
5	Nomex/Mylar/Nomex and Dacron/Mylar/Dacron sheet insulation after 500 hour exposure plus the 24 hour air bake.
6	Sheet Insulation(top to bottom)Melinex, Nomex-Mica, Nomex, Mylar, Dacron/Mylar/Dacron and Nomex/Mylar/Nomex after 500 hour exposure to R-123 plus the 24 hour air bake at 302°F.
7	Sleeving(top to bottom) Nomex/Mylar, Mylar and Nomex after 500 hour exposure to R-123 plus a 24 hour air at 302°F
8	Tapes(top to bottom) Glass, Polyester and Permacel after 500 hour exposure to R-123 plus the 24 hour air bake.
9	Lead Wires after 500 hour exposure to R-123 plus the 24 hour air bake at 302°F and after dielectric testing.
10	Permacel tape after 500 hour exposure to R-123 plus the 24 hour air bake 302°F.



Photograph #1(above)  
Photograph #2(below)



Photograph #3(above)  
Photograph #4(below)








**Photograph #5(above)  
Photograph #6(below)**



**Photograph #7(above)  
Photograph #8(below)**





**Photograph #9(above)**  
**Photograph #10(below)**




# **Appendix C**

**Photographs of Motor Materials after  
Exposure to HCFC-124.**

## **Photograph Identification**

<b><u>Photo #</u></b>	<b><u>Description</u></b>
1	Sheet Insulation(top to bottom)Melinex, Nomex-Mica, Nomex, Mylar, Dacron/Mylar/Dacron and Nomex/Mylar/Nomex after 500 hour exposure to R-124.
2	Tie cords after 500 hour exposure to R-124
3	Sleeving(top to bottom) Nomex/Mylar, Mylar and Nomex after 500 hour exposure to R-124.
4	Tapes(top to bottom) Glass, Polyester and Permacel after 500 hour exposure to R-124.
5	Lead Wires after 500 hour exposure to R-124.
6	Sheet Insulation(top to bottom)Melinex, Nomex-Mica, Nomex, after 500 hour exposure to R-124 .
7	Varnish Disks(top to bottom) Iso-800, 923, Y-833, ER-610, Y-390 and U-475 after 500 hour exposure to R-124.
8	Sheet Insulation(top to bottom) Mylar, Dacron/Mylar/Dacron, Nomex/Mylar/Nomex after 500 hour exposure to R-124 plus 24 hour air bake.
9	Tie cords after 500 hour exposure to R-124 plus the 24 hour air bake.
10	Y-833 varnish after 500 hour exposure to R-124 plus the 24 hour air bake.
11	Varnish Disks(top to bottom) Iso-800, 923, Y-833, ER-610, Y-390 and U-475 after 500 hour exposure to R-124 plus the 24 hour air bake.
12	Sleeving(top to bottom) Nomex/Mylar, Mylar and Nomex after 500 hour exposure to R-124 plus the 24 hour air bake.
13	Tapes(top to bottom) Glass, Polyester and Permacel after 500 hour exposure to R-124 plus the 24 hour air bake.
14	Lead Wires after 500 hour exposure to R-124 plus the 24 hour air bake.

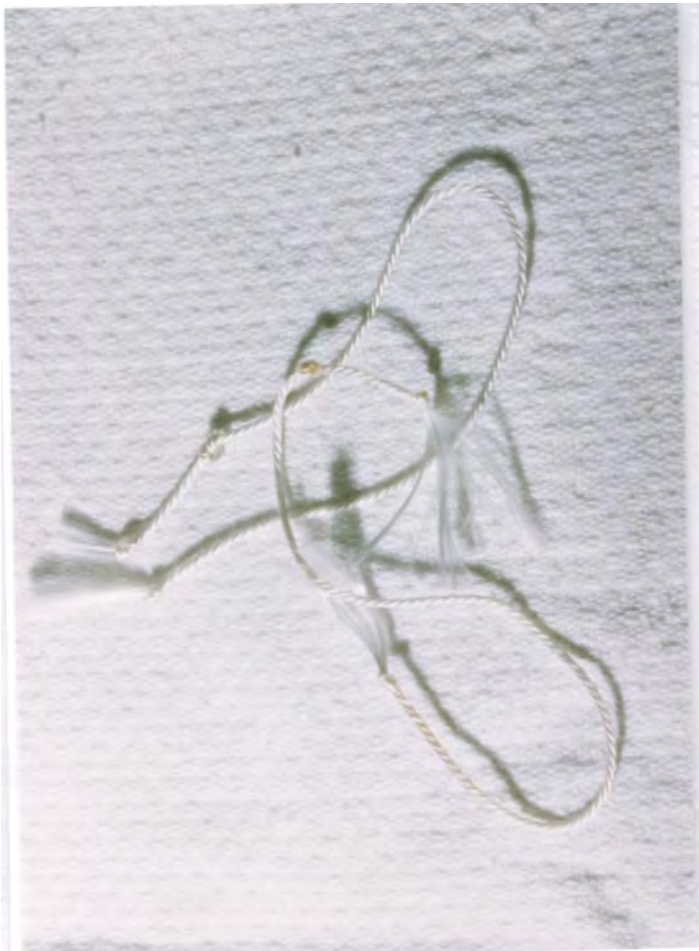





**Photograph #1(above)**  
**Photograph #2(below)**



**Photograph #3(above)**  
**Photograph #4(below)**







Photograph #5(above)  
Photograph #6(below)



Photograph #7(above)  
Photograph #8(below)







Photograph #9(above)  
Photograph #10(below)




Photograph #11(above)  
Photograph #12(below)





**Photograph #13(above)**  
**Photograph #14(below)**




# **Appendix D**

**Photographs of Motor Materials after  
Exposure to HCFC-142b.**

## **Photograph Identification**

<b><u>Photo #</u></b>	<b><u>Description</u></b>
1	Sheet Insulation(top to bottom)Melinex, Nomex-Mica, Nomex, Mylar, Dacron/Mylar/Dacron and Nomex/Mylar/Nomex after 500 hour exposure to R-142b.
2	Tie cords after 500 hour exposure to R-142b.
3	Sleeving(top to bottom) Nomex/Mylar, Mylar and Nomex after 500 hour exposure to R-142b.
4	Tapes(top to bottom) Glass, Polyester and Permacel after 500 hour exposure to R-142b.
5	Lead Wires after 500 hour exposure to R-142b.
6	Sheet Insulation(top to bottom)Melinex, Nomex-Mica, Nomex, after 500 hour exposure to R-142b plus after 24 hour air bake.
7	Varnish Disks(top to bottom) Iso-800, 923, Y-833, ER-610, Y-390 and U-475 after 500 hour exposure to R-142b.
8	Sheet Insulation(top to bottom)Mylar, Dacron/Mylar/Dacron, Nomex/Mylar/Nomex after 500 hour exposure to R-142b plus a 24 hour air bake.
9	Tested Tie cords after 500 hour exposure to R-142b plus the 24 hour air bake.
10	Sleeving(top to bottom) Nomex/Mylar, Mylar and Nomex after 500 hour exposure to R-142b plus the 24 hour air bake.
11	Tapes(top to bottom) Glass, Polyester and Permacel after 500 hour exposure to R-142b plus the 24 hour air bake.
12	Lead Wires after 500 hour exposure to R-142b plus the 24 hour air bake.





**Photograph #1(above)**  
**Photograph #2(below)**




**Photograph #3(above)**  
**Photograph #4(below)**









Photograph #5 (above)  
Photograph #6 (below)




Photograph #7 (above)  
Photograph #8 (below)





**Photograph #9(above)**  
**Photograph #10(below)**



**Photograph #11(above)**  
**Photograph #12(below)**



# **Appendix E**

**Photographs of Motor Materials after  
Exposure to HFC-152a.**



## Photograph Identification

<u>Photo #</u>	<u>Description</u>
1	Sheet Insulation(top to bottom)Melinex, Nomex-Mica, Nomex, Mylar, Dacron/Mylar/Dacron and Nomex/Mylar/Nomex after 500 hour exposure to R-152a.
2	Tie cords after 500 hour exposure to R-152a.
3	Sleeving(top to bottom) Nomex/Mylar, Mylar and Nomex after 500 hour exposure to R-152a.
4	Tapes(top to bottom) Glass, Polyester and Permacel after 500 hour exposure to R-152a.
5	Lead Wires after 500 hour exposure to R-152a.
6	Sheet Insulation(top to bottom)Melinex, Nomex-Mica, Nomex, Dacron/Mylar/Dacron, Nomex/Mylar/Nomex after 500 hour exposure to R-152a plus a 24 hour air bake.
7	Varnish Disks(top to bottom) Iso-800, 923, Y-833, ER-610, Y-390 and U-475 after 500 hour exposure to R-152a.
8	Varnish Disks(top to bottom) Iso-800, 923, Y-833, ER-610, Y-390 and U-475 after 500 hour exposure to R-152a plus the 24 hour air bake.
9	Tested Tie cords after 500 hour exposure to R-152a plus the 24 hour air bake.
10	Sleeving(top to bottom) Nomex/Mylar, Mylar and Nomex after 500 hour exposure to R-152a plus the 24 hour air bake.
11	Tapes(top to bottom) Glass, Polyester and Permacel after 500 hour exposure to R-152a plus the 24 hour air bake.
12	Lead Wires after 500 hour exposure to R-152a plus the 24 hour air bake.



**Photograph #1 (above)**  
**Photograph #2 (below)**

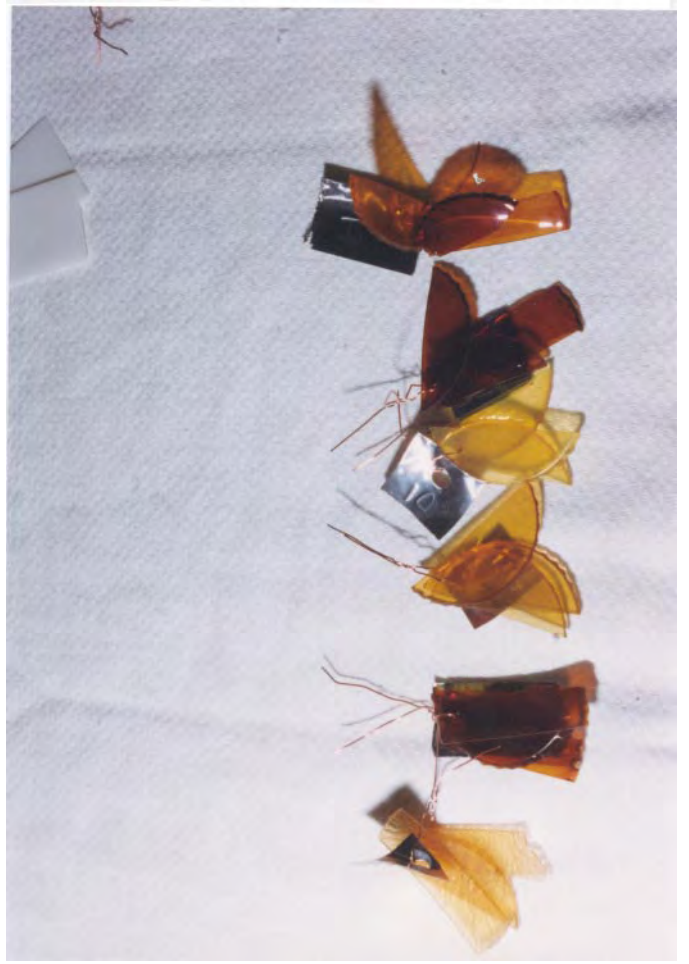


**Photograph #3 (above)**  
**Photograph #4 (below)**






Photograph #5(above)  
Photograph #6(below)



Photograph #7(above)  
Photograph #8(below)








**Photograph #9(above)**  
**Photograph #10(below)**



**Photograph #11(above)**  
**Photograph #12(below)**



# **Appendix F**


**Photographs of Motor Materials after  
Exposure to HFC-134a.**

## Photograph Identification


<u>Photo #</u>	<u>Description</u>
1	Sheet Insulation(top to bottom-Right) Melinex, Nomex-Mica, Nomex,(top to bottom-left) Mylar, Dacron/Mylar/Dacron and Nomex/Mylar/Nomex after 500 hour exposure to R-134a.
2	Tie cords after 500 hour exposure to R-134a.
3	Sleeving(top to bottom) Nomex/Mylar, Mylar and Nomex after 500 hour exposure to R-134a.
4	Tapes(top to bottom) Glass, Polyester and Permacel after 500 hour exposure to R-134a.
5	Lead Wires after 500 hour exposure to R-134a.
6	Sheet Insulation(top to bottom)Melinex, Nomex-Mica, Nomex, Dacron/Mylar/Dacron, Nomex/Mylar/Nomex after 500 hour exposure to R-134a plus a 24 hour air bake.
7	Varnish Disks(top to bottom-right) Iso-800, 923, Y-833,(top to bottom-left) ER-610, Y-390 and U-475 after 500 hour exposure to R-134a.
8	Varnish Disks(top to bottom-right) Iso-800, 923, Y-833,(top to bottom-left)ER-610, Y-390 and U-475 after 500 hour exposure to R-134a plus the 24 hour air bake.
9	Tested Tie cords after 500 hour exposure to R-134a plus the 24 hour air bake.
10	Sleeving(top to bottom) Nomex/Mylar, Mylar and Nomex after 500 hour exposure to R-134a plus the 24 hour air bake.
11	Tapes(top to bottom) Glass, Polyester and Permacel after 500 hour exposure to R-134a plus the 24 hour air bake.
12	Lead Wires after 500 hour exposure to R-134a plus the 24 hour air bake.




**Photograph #1(above)**  
**Photograph #2(below)**



**Photograph #3(above)**  
**Photograph #4(below)**







Photograph #5(above)  
Photograph #6(below)



Photograph #7(above)  
Photograph #8(below)



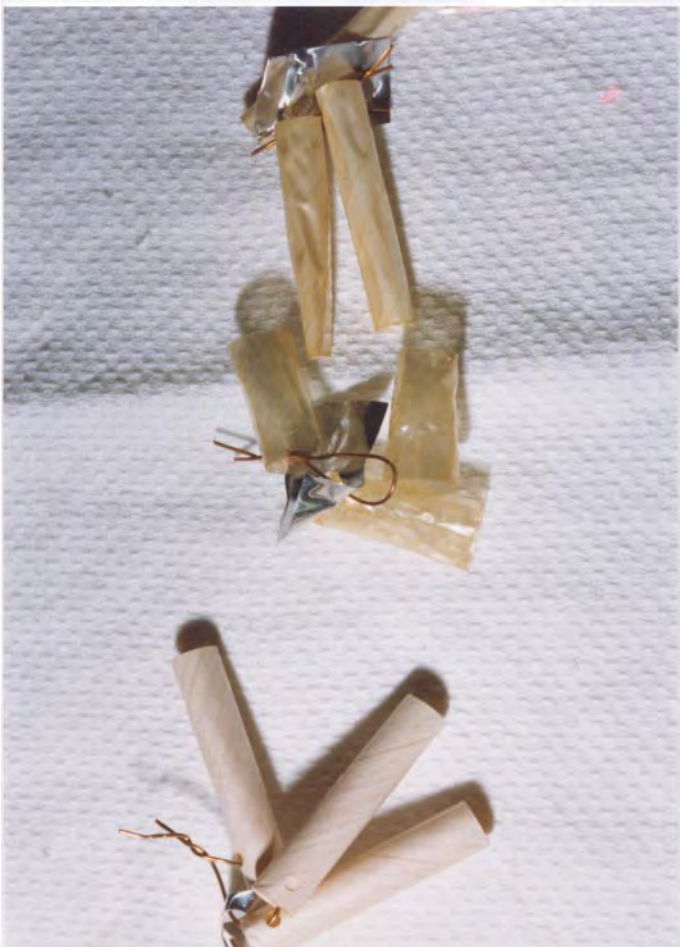




**Photograph #9(above)**  
**Photograph #10(below)**



**Photograph #11(above)**  
**Photograph #12(below)**



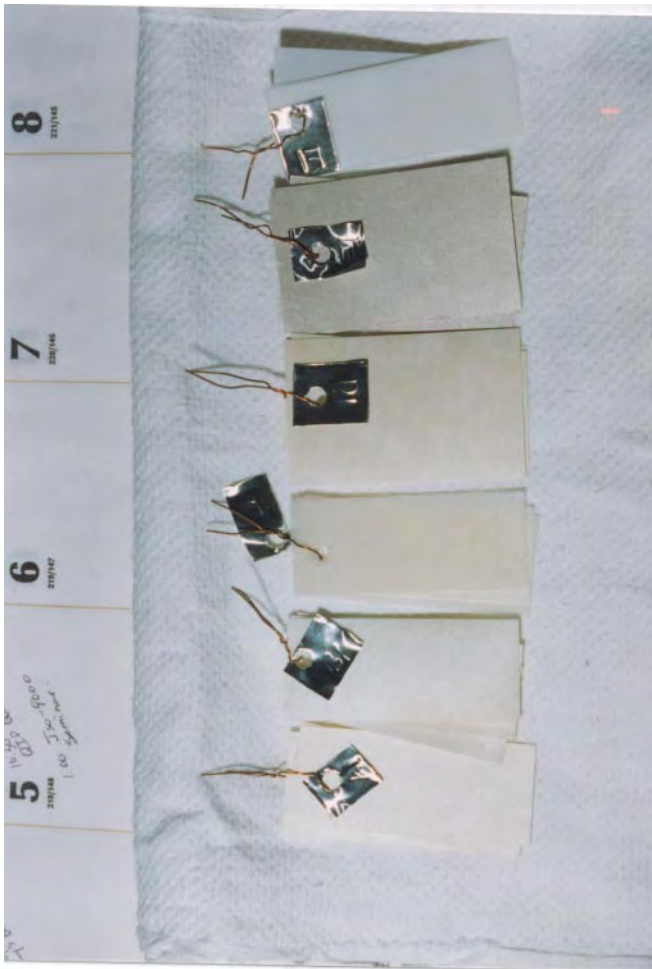
# **Appendix G**

**Photographs of Motor Materials after  
Exposure to HFC-134.**


## **Photograph Identification**

<b><u>Photo #</u></b>	<b><u>Description</u></b>
1	Sheet Insulation(top to bottom)Melinex, Nomex-Mica, Nomex, Mylar, Dacron/Mylar/Dacron and Nomex/Mylar/Nomex after 500 hour exposure to R-134.
2	Tie cords after 500 hour exposure to R-134.
3	Sleeving(top to bottom) Nomex/Mylar, Mylar and Nomex after 500 hour exposure to R-134.
4	Tapes(top to bottom) Glass, Polyester and Permacel after 500 hour exposure to R-134.
5	Lead Wires after 500 hour exposure to R-134.
6	Sheet Insulation(top to bottom)Melinex, Nomex-Mica, Nomex, Dacron/Mylar/Dacron, Nomex/Mylar/Nomex after 500 hour exposure to R-134 plus the 24 hour air bake.
7	Varnish Disks(top to bottom) Iso-800, 923, Y-833, ER-610, Y-390 and U-475 after 500 hour exposure to R-134.
8	Varnish Disks(top to bottom) Iso-800, 923, Y-833, ER-610, Y-390 and U-475 after 500 hour exposure to R-134 plus the 24 hour air bake.
9	Tested Tie cords after 500 hour exposure to R-134 plus the 24 hour air bake.
10	Sleeving(top to bottom) Nomex/Mylar, Mylar and Nomex after 500 hour exposure to R-134 plus the 24 hour air bake.
11	Tapes(top to bottom) Glass, Polyester and Permacel after 500 hour exposure to R-134 plus the 24 hour air bake.
12	Lead Wires after 500 hour exposure to R-134 plus the 24 hour air bake.






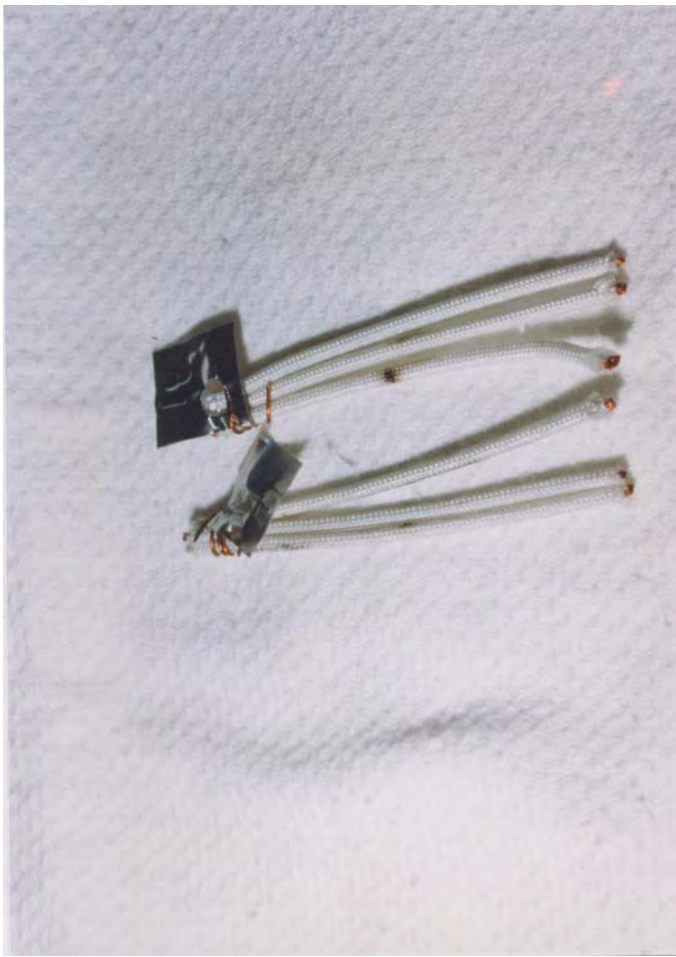
**Photograph #1(above)**  
**Photograph #2(below)**




**Photograph #3(above)**  
**Photograph #4(below)**







**Photograph #5(above)**  
**Photograph #6(below)**



**Photograph #7(above)**  
**Photograph #8(below)**








**Photograph #9(above)**  
**Photograph #10(below)**



**Photograph #11(above)**  
**Photograph #12(below)**






# **Appendix H**

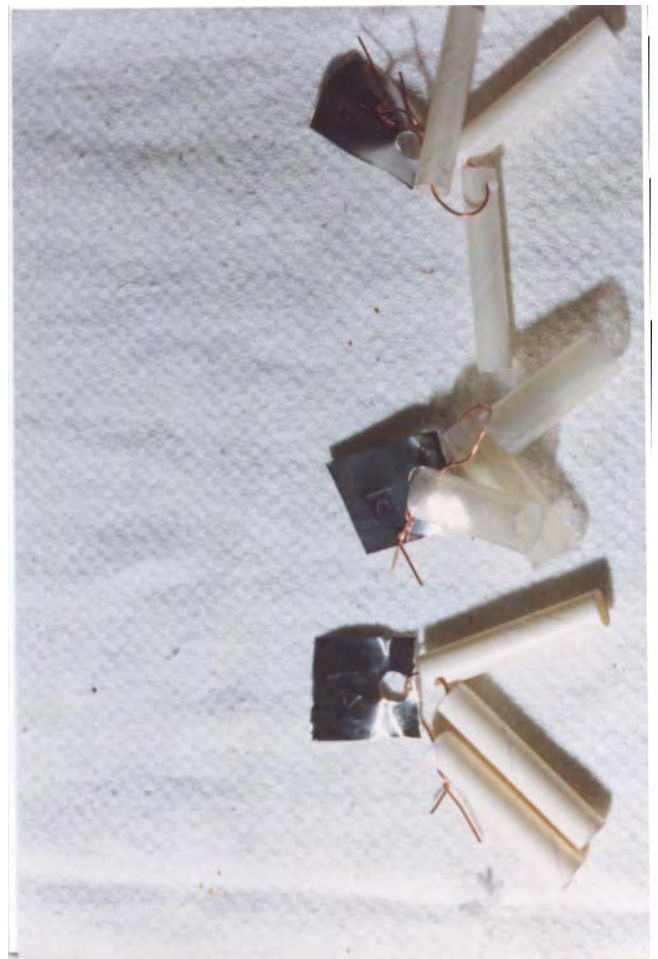
**Photographs of Motor Materials after  
Exposure to HFC-125.**

## **Photograph Identification**

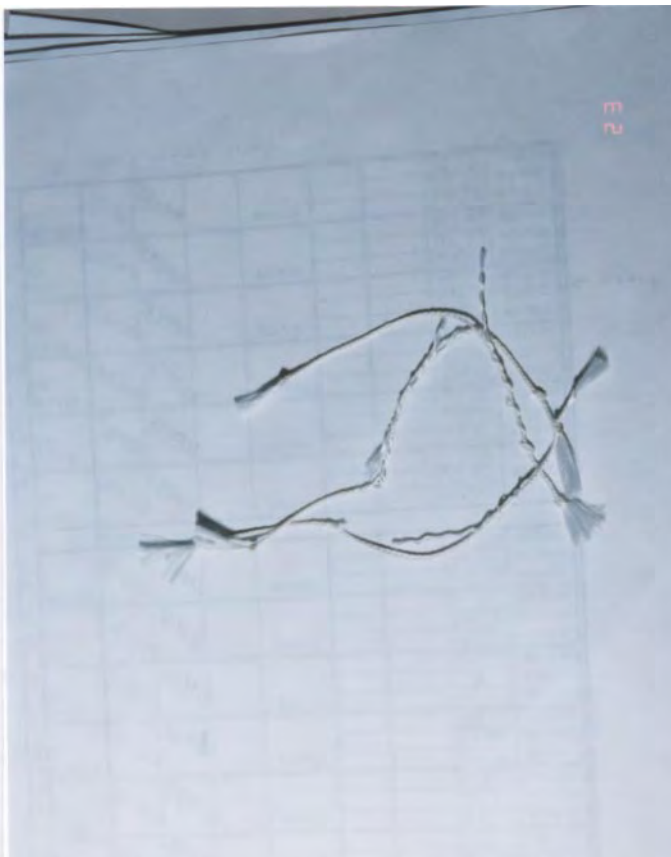
<b><u>Photo #</u></b>	<b><u>Description</u></b>
1	Sheet Insulation(top to bottom)Melinex, Nomex-Mica, Nomex, after 500 hour exposure to R-125.
2	Tie cords after 500 hour exposure to R-125.
3	Sleeving(top to bottom) Nomex/Mylar, Mylar and Nomex after 500 hour exposure to R-125.
4	Tapes(top to bottom) Glass, Polyester and Permacel after 500 hour exposure to R-125.
5	Lead Wires after 500 hour exposure to R-125.
6	Sheet Insulation(top to bottom) Mylar, Dacron/Mylar/Dacron, Nomex/Mylar/Nomex after 500 hour exposure to R-125.
7	Varnish Disks(top to bottom) Iso-800, 923, Y-833, ER-610, Y-390 and U-475 after 500 hour exposure to R-125.
8	Varnish Disks(top to bottom) Iso-800, 923, Y-833, ER-610, Y-390 and U-475 after 500 hour exposure to R-125 plus the 24 hour air bake.
9	Tested Tie cords after 500 hour exposure to R-125 plus the 24 hour air bake.
10	Sleeving(top to bottom) Nomex/Mylar, Mylar and Nomex after 500 hour exposure to R-125 plus the 24 hour air bake.
11	Tapes(top to bottom) Glass, Polyester and Permacel after 500 hour exposure to R-125 plus the 24 hour air bake.
12	Sheet Insulation(top to bottom)Melinex, Nomex-Mica, Nomex, Mylar, Dacron/Mylar/Dacron and Nomex/Mylar/Nomex after 500 hour exposure to R-125 plus the 24 hour air bake at 302°F.



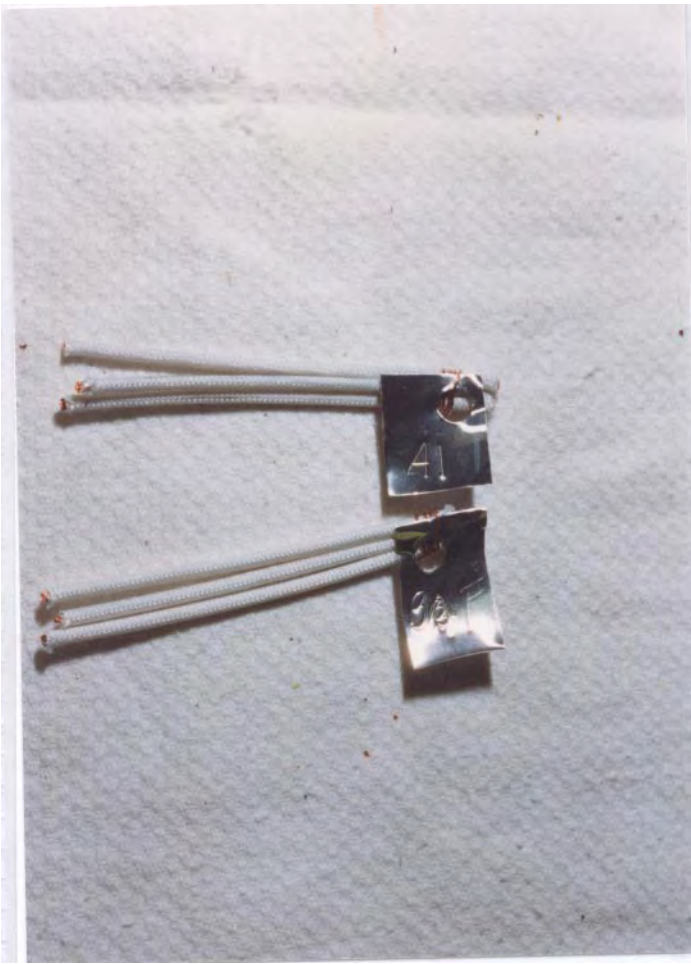
**Photograph #1(above)**  
**Photograph #2(below)**




**Photograph #3(above)**  
**Photograph #4(below)**








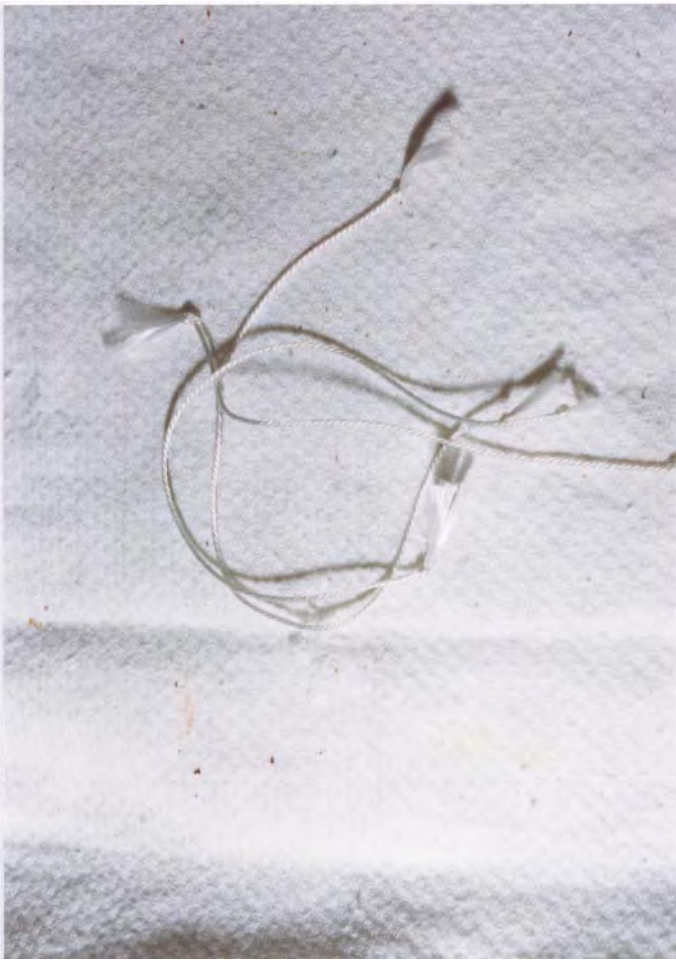
Photograph #5(above)  
Photograph #6(below)




Photograph #7(above)  
Photograph #8(below)







Photograph #9(above)  
Photograph #10(below)



Photograph #11(above)  
Photograph #12(below)




# **Appendix I**

**Photographs of Motor Materials after  
Exposure to HFC-32.**




## **Photograph Identification**

<b><u>Photo #</u></b>	<b><u>Description</u></b>
1	Sheet Insulation(top to bottom)Melinex, Nomex-Mica, Nomex, Mylar, Dacron/Mylar/Dacron and Nomex/Mylar/Nomex after 500 hour exposure to R-32.
2	Tie cords after 500 hour exposure to R-32.
3	Sleeving(top to bottom) Nomex/Mylar, Mylar and Nomex after 500 hour exposure to R-32.
4	Tapes(top to bottom) Glass, Polyester and Permacel after 500 hour exposure to R-32.
5	Lead Wires after 500 hour exposure to R-32.
6	Sheet Insulation(top to bottom)Melinex, Nomex-Mica, Nomex, Dacron/Mylar/Dacron, Nomex/Mylar/Nomex after 500 hour exposure to R-32 plus a 24 hour air bake.
7	Varnish Disks(top to bottom-right) Iso-800, 923, Y-833,(top to bottom-left) ER-610, Y-390 and U-475 after 500 hour exposure to R-32.
8	Varnish Disks(top to bottom-right) Iso-800, 923, Y-833,(top to bottom-left)ER-610, Y-390 and U-475 after 500 hour exposure to R-32 plus the 24 hour air bake.
9	Tested Tie cords after 500 hour exposure to R-32 plus the 24 hour air bake.
10	Sleeving(top to bottom) Nomex/Mylar, Mylar and Nomex after 500 hour exposure to R-32 plus the 24 hour air bake.
11	Tapes(top to bottom) Glass, Polyester and Permacel after 500 hour exposure to R-32 plus the 24 hour air bake.
12	Lead Wires after 500 hour exposure to R-32 plus the 24 hour air bake.



**Photograph #1(above)**  
**Photograph #2(below)**



**Photograph #3(above)**  
**Photograph #4(below)**



2




3





**Photograph #5(above)  
Photograph #6(below)**



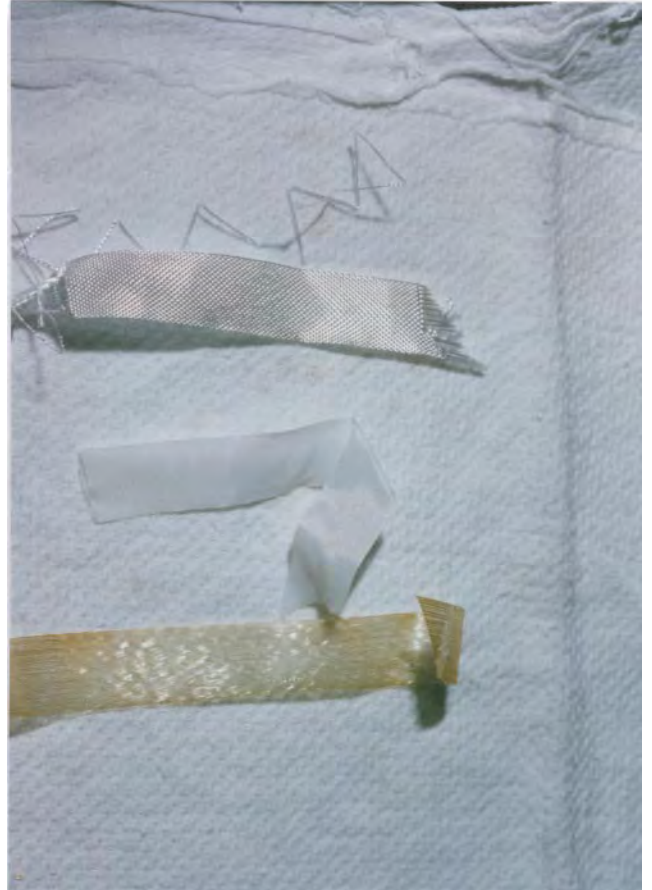
**Photograph #7(above)  
Photograph #8(below)**



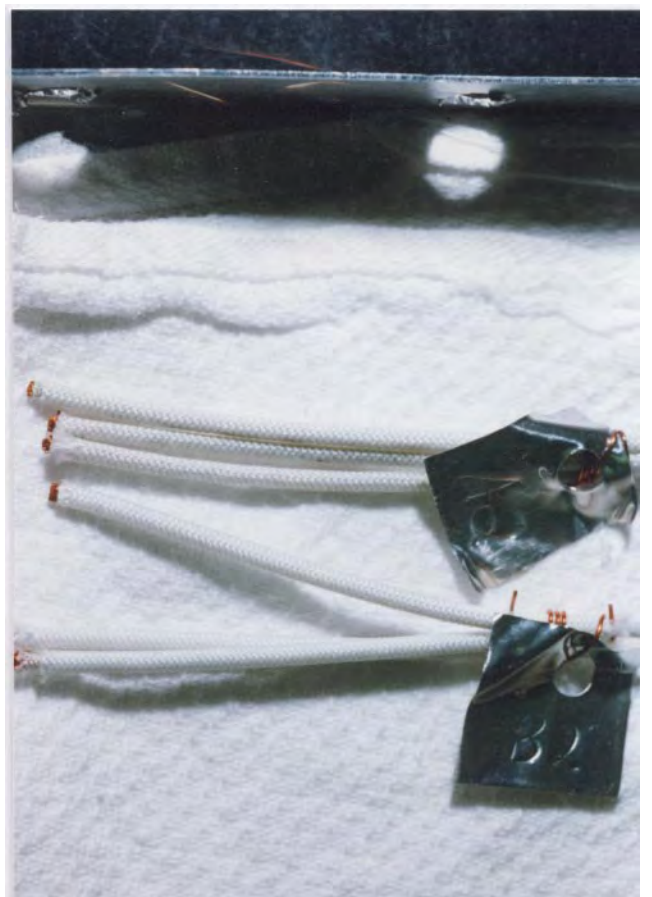




**Photograph #9(above)**  
**Photograph #10(below)**



**Photograph #11(above)**  
**Photograph #12(below)**




# **Appendix J**

**Photographs of Motor Materials after  
Exposure to HFC-143a.**

## **Photograph Identification**

<b><u>Photo #</u></b>	<b><u>Description</u></b>
1	Sheet Insulation(top to bottom)Melinex, Nomex-Mica, Nomex, Mylar, Dacron/Mylar/Dacron and Nomex/Mylar/Nomex after 500 hour exposure to R-143a.
2	Tie cords after 500 hour exposure to R-143a.
3	Sleeving(top to bottom) Nomex/Mylar, Mylar and Nomex after 500 hour exposure to R-143a.
4	Tapes(top to bottom) Glass, Polyester and Permacel after 500 hour exposure to R-143a.
5	Lead Wires after 500 hour exposure to R-143a.
6	Sheet Insulation(top to bottom)Melinex, Nomex-Mica, Nomex, Dacron/Mylar/Dacron, Nomex/Mylar/Nomex after 500 hour exposure to R-143a plus a 24 hour air bake.
7	Varnish Disks(top to bottom-right) Iso-800, 923, Y-833,(top to bottom-left) ER-610, Y-390 and U-475 after 500 hour exposure to R-143a.
8	Varnish Disks(top to bottom-right) Iso-800, 923, Y-833,(top to bottom-left) ER-610, Y-390 and U-475 after 500 hour exposure to R-143a plus the 24 hour air bake.
9	Tested Tie cords after 500 hour exposure to R-143a plus the 24 hour air bake.
10	Sleeving(top to bottom) Nomex/Mylar, Nomex and Mylar after 500 hour exposure to R-143a plus the 24 hour air bake.
11	Tapes(top to bottom) Glass, Polyester and Permacel after 500 hour exposure to R-143a plus the 24 hour air bake.
12	Lead Wires after 500 hour exposure to R-143a plus the 24 hour air bake.

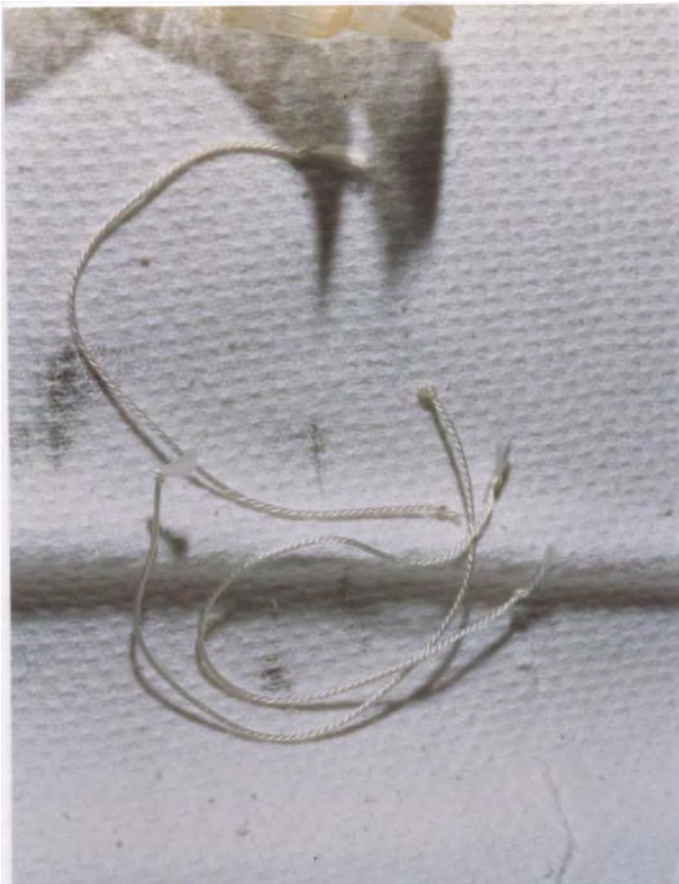




**Photograph #1 (above)**  
**Photograph #2 (below)**




**Photograph #3 (above)**  
**Photograph #4 (below)**







**Photograph #5(above)**  
**Photograph #6(below)**



**Photograph #7(above)**  
**Photograph #8(below)**





**Photograph #9(above)**  
**Photograph #10(below)**



**Photograph #11(above)**  
**Photograph #12(below)**





# **Appendix K**


**Photographs of Motor Materials after  
Exposure to HFC-245ca.**

## **Photograph Identification**

<b><u>Photo #</u></b>	<b><u>Description</u></b>
1	Sheet Insulation(top to bottom) Mylar, Dacron/Mylar/Dacron and Nomex/Mylar/Nomex after 500 hour exposure to R-245ca
2	Tie cords after 500 hour exposure to R-245ca.
3	Sleeving(top to bottom) Nomex/Mylar, Mylar and Nomex after 500 hour exposure to R-245ca.
4	Tapes(top to bottom) Glass, Polyester and Permacel after 500 hour exposure to R-245ca.
5	Sheet Insulation(top to bottom)Melinex, Nomex-Mica, Nomex, after 500 hour exposure to R-245ca.
6	Sheet Insulation(top to bottom), Dacron/Mylar/Dacron, Nomex/Mylar/Nomex after 500 hour exposure to R-245ca plus a 24 hour air bake.
7	Sheet Insulation(top to bottom)Melinex, Nomex-Mica, Nomex, after 500 hour exposure to R-245ca plus a 24 hour air bake.
8	Tie cords after 500 hour exposure to R-245ca plus the 24 hour air bake.
9	Sleeving(top to bottom) Nomex/Mylar, Nomex and Mylar after 500 hour exposure to R-245ca plus the 24 hour air bake.
10	Tapes(top to bottom) Glass, Polyester and Permacel after 500 hour exposure to R-245ca plus the 24 hour air bake.



**Photograph #1(above)**  
**Photograph #2(below)**



**Photograph #3(above)**  
**Photograph #4(below)**







**Photograph #5(above)**  
**Photograph #6(below)**



**Photograph #7(above)**  
**Photograph #8(below)**





**Photograph #9(above)**  
**Photograph #10(below)**




# **Appendix L**

**Photographs of Motor Materials after  
Exposure to Nitrogen @ 140°F(60°C).**




## Photograph Identification

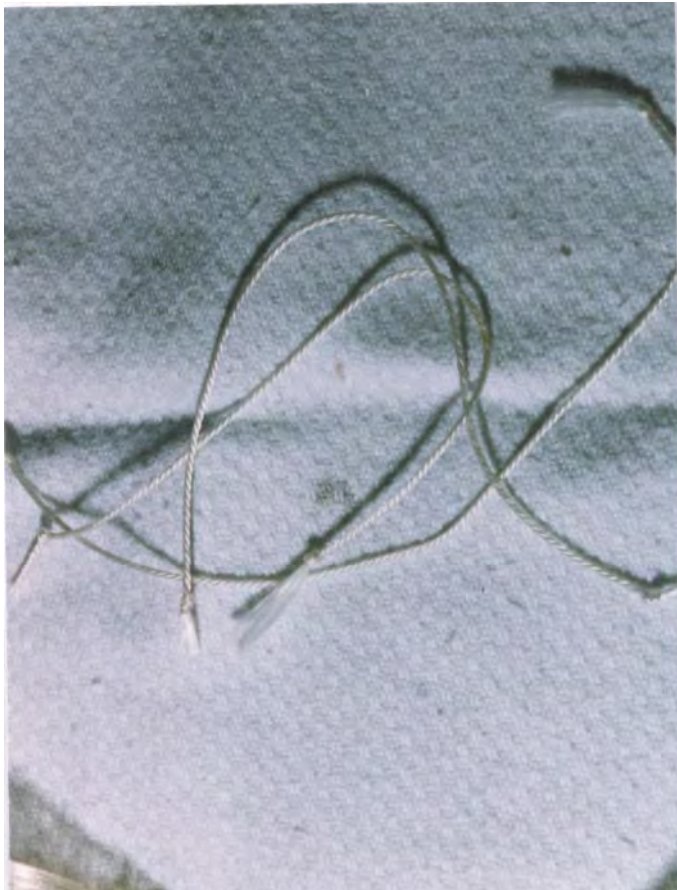
<u>Photo #</u>	<u>Description</u>
1	Sheet Insulation(top to bottom)Melinex, Nomex-Mica, Nomex, Mylar, Dacron/Mylar/Dacron and Nomex/Mylar/Nomex after 500 hour exposure to Nitrogen.
2	Tie cords after 500 hour exposure to Nitrogen.
3	Sleeving(top to bottom) Nomex/Mylar, Mylar and Nomex after 500 hour exposure to Nitrogen.
4	Tapes(top to bottom) Glass, Polyester and Permacel after 500 hour exposure to Nitrogen.
5	Lead Wires after 500 hour exposure to Nitrogen.
6	Sheet Insulation(top to bottom)Melinex, Nomex-Mica, Nomex, Dacron/Mylar/Dacron, Nomex/Mylar/Nomex after 500 hour exposure to Nitrogen a plus a 24 hour air bake.
7	Varnish Disks(top to bottom) Iso-800, 923, Y-833, ER-610, Y-390 and U-475 after 500 hour exposure to Nitrogen.
8	Varnish Disks(top to bottom) Iso-800, 923, Y-833, ER-610, Y-390 and U-475 after 500 hour exposure to Nitrogen plus the 24 hour air bake.
9	Tie cords after 500 hour exposure to Nitrogen plus the 24 hour air bake.
10	Sleeving(top to bottom) Nomex/Mylar, Nomex and Mylar after 500 hour exposure to Nitrogen plus the 24 hour air bake.
11	Tapes(top to bottom) Glass, Polyester and Permacel after 500 hour exposure to Nitrogen plus the 24 hour air bake.
12	Lead Wires after 500 hour exposure to Nitrogen plus the 24 hour air bake.




**Photograph #1(above)**  
**Photograph #2(below)**



**Photograph #3(above)**  
**Photograph #4(below)**








**Photograph #5(above)**  
**Photograph #6(below)**



**Photograph #7(above)**  
**Photograph #8(below)**




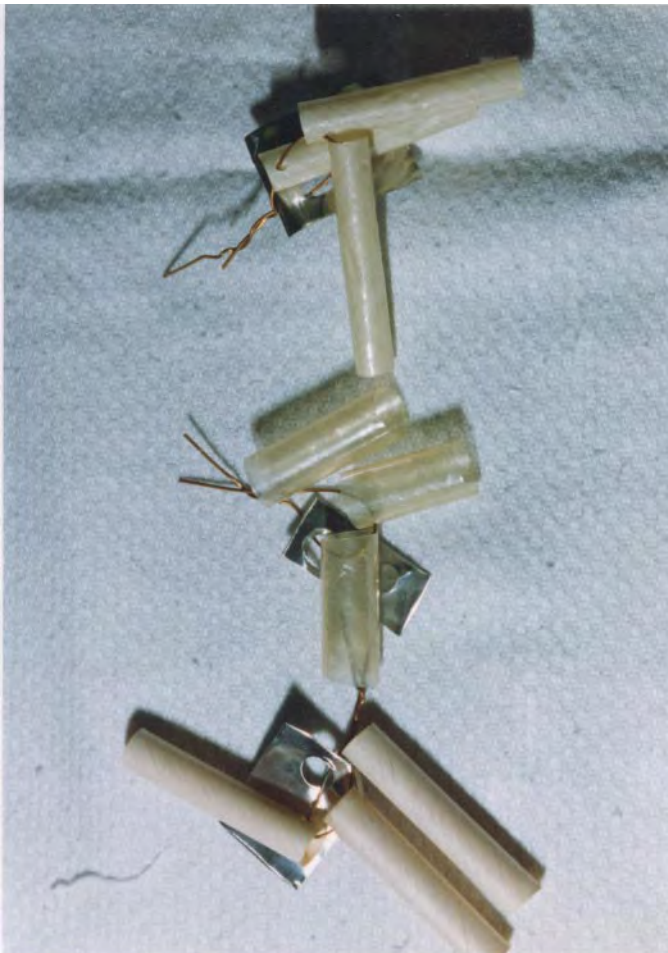




**Photograph #9(above)**  
**Photograph #10(below)**



**Photograph #11(above)**  
**Photograph #12(below)**



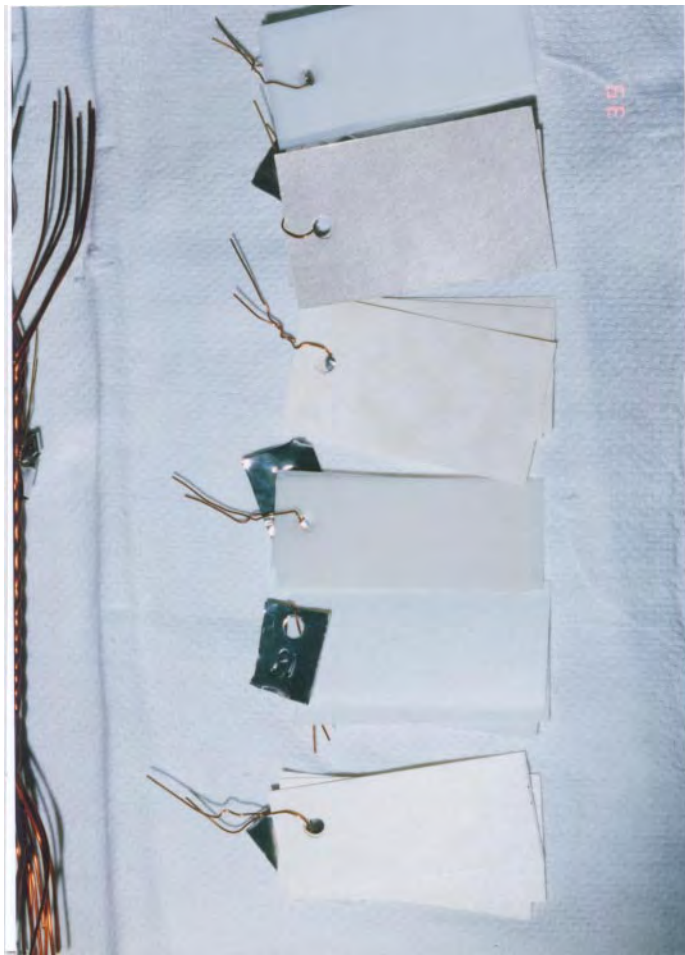
# **Appendix M**

**Photographs of Motor Materials after  
Exposure to Nitrogen @ 194°F(90°C).**

## Photograph Identification

<u>Photo #</u>	<u>Description</u>
1	Sheet Insulation(top to bottom)Melinex, Nomex-Mica, Nomex, Mylar, Dacron/Mylar/Dacron and Nomex/Mylar/Nomex after 500 hour exposure to Nitrogen.
2	Tie cords after 500 hour exposure to Nitrogen.
3	Sleeving(top to bottom) Nomex/Mylar, Mylar and Nomex after 500 hour exposure to Nitrogen.
4	Tapes(top to bottom) Glass, Polyester and Permacel after 500 hour exposure to Nitrogen.
5	Lead Wires after 500 hour exposure to Nitrogen.
6	Sheet Insulation(top to bottom) Melinex, Nomex-Mica, Nomex, Dacron/Mylar/Dacron, Nomex/Mylar/Nomex after 500 hour exposure to Nitrogen plus a 24 hour air bake.
7	Varnish Disks(top to bottom) Iso-800, 923, Y-833, ER-610, Y-390 and U-475 after 500 hour exposure to Nitrogen.
8	Varnish Disks(top to bottom) Iso-800, 923, Y-833, ER-610, Y-390 and U-475 after 500 hour exposure to Nitrogen plus the 24 hour air bake.
9	Tie cords after 500 hour exposure to Nitrogen plus the 24 hour air bake.
10	Sleeving(top to bottom) Nomex/Mylar, Nomex and Mylar after 500 hour exposure to Nitrogen plus the 24 hour air bake.
11	Tapes(top to bottom) Glass, Polyester and Permacel after 500 hour exposure to Nitrogen plus the 24 hour air bake.
12	Lead Wires after 500 hour exposure to Nitrogen plus the 24 hour air bake.





**Photograph #1(above)**  
**Photograph #2(below)**



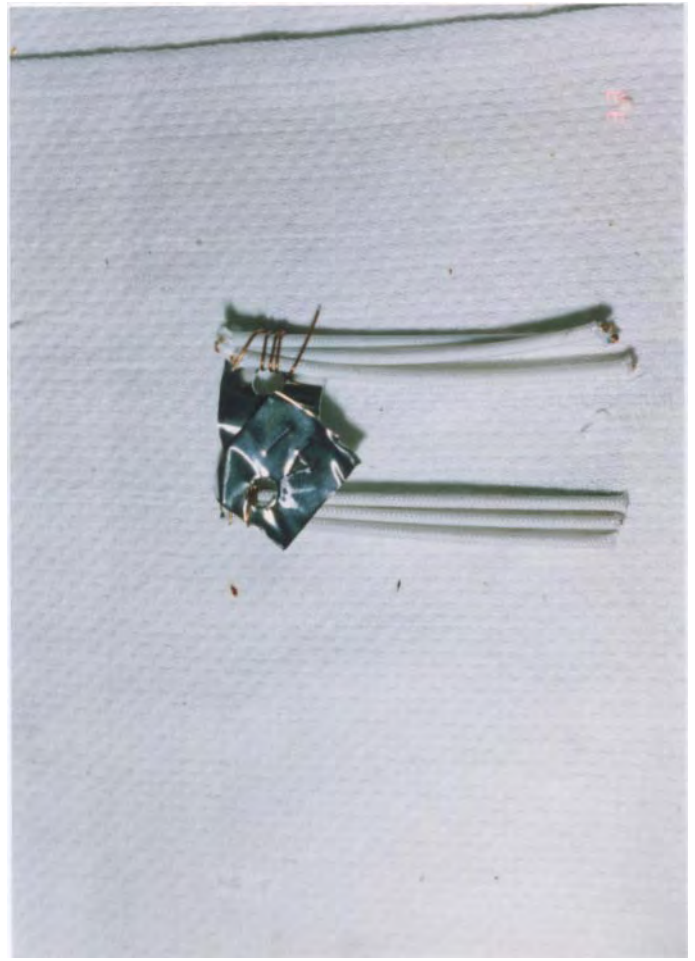
**Photograph #3(above)**  
**Photograph #4(below)**







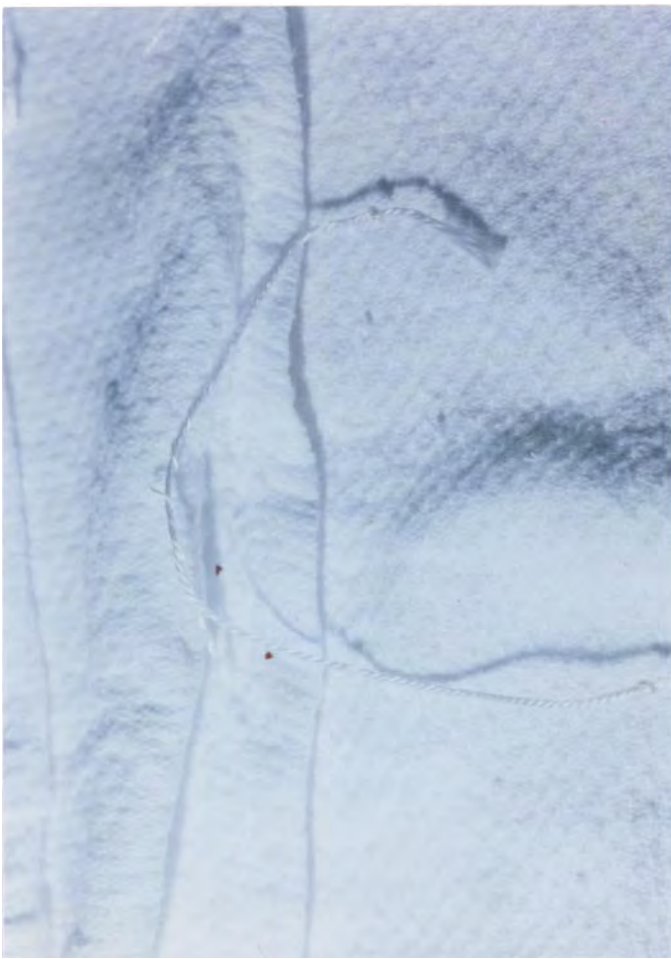
**Photograph #5(above)**  
**Photograph #6(below)**



**Photograph #7(above)**  
**Photograph #8(below)**



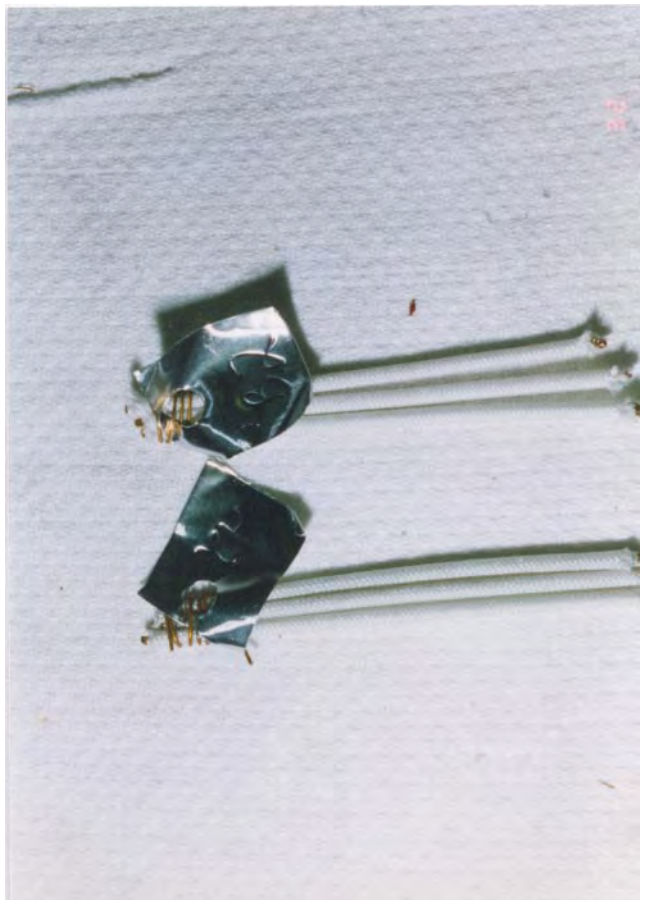





**Photograph #9(above)**  
**Photograph #10(below)**



**Photograph #11(above)**  
**Photograph #12(below)**






# **Appendix N**

**Photographs of Motor Materials after  
Exposure to Nitrogen @ 260°F(127°C).**

## **Photograph Identification**

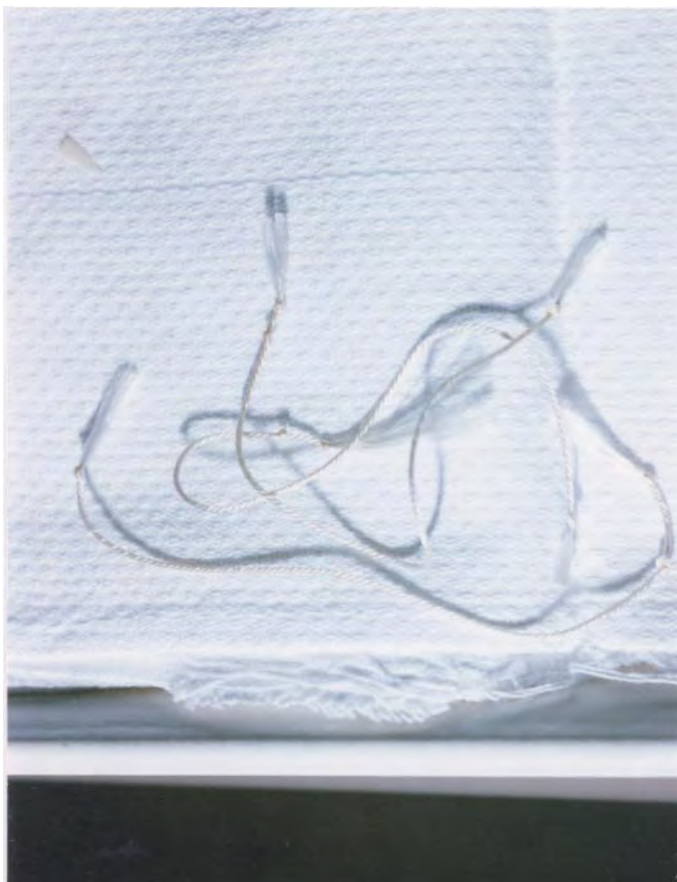
<b><u>Photo #</u></b>	<b><u>Description</u></b>
1	Sheet Insulation(top to bottom-Right)Melinex, Nomex-Mica, Nomex,(top to bottom-left) Mylar, Dacron/Mylar/Dacron and Nomex/Mylar/Nomex after 500 hour exposure to Nitrogen.
2	Tie cords after 500 hour exposure to Nitrogen
3	Sleeving(top to bottom) Nomex/Mylar, Mylar and Nomex after 500 hour exposure to Nitrogen.
4	Tapes(top to bottom) Glass, Polyester and Permacel after 500 hour exposure to Nitrogen.
5	Lead Wires after 500 hour exposure to Nitrogen.
6	Sheet Insulation(top to bottom)Melinex, Nomex-Mica, Nomex, Dacron/Mylar/Dacron, Nomex/Mylar/Nomex after 500 hour exposure to Nitrogen plus a 24 hour air bake.
7	Varnish Disks(top to bottom-right) Iso-800, 923, Y-833,(top to bottom-left) ER-610, Y-390 and U-475 after 500 hour exposure to Nitrogen.



**Photograph #1(above)**  
**Photograph #2(below)**



**Photograph #3(above)**  
**Photograph #4(below)**








**Photograph #5(above)**  
**Photograph #6(below)**



**Photograph #7(above)**



# **Appendix O**

**Photographs of Motor Materials after  
Exposure to HCFC-22/Witco Suniso 3GS.**

## **Photograph Identification**

<b><u>Photo #</u></b>	<b><u>Description</u></b>
1	Sheet Insulation(top to bottom)Melinex, Nomex-Mica, Nomex, Dacron/Mylar/Dacron, Nomex/Mylar/Nomex after 500 hour exposure to refrigerant/lubricant
2	Tie cords after 500 hour exposure to refrigerant/lubricant
3	Sleeving(top to bottom) Nomex/Mylar, Mylar and Nomex after 500 hour exposure to refrigerant/lubricant.
4	Tapes(top to bottom) Glass, Polyester and Permacel after 500 hour exposure to refrigerant/lubricant.
5	Sheet Insulation(top to bottom)Melinex, Nomex-Mica, and Nomex after 500 hour exposure to refrigerant-lubricant plus a 24 hour air bake.
6	Sheet Insulation(top to bottom) Dacron/Mylar/Dacron, Nomex/Mylar/Nomex after 500 hour exposure to refrigerant/lubricant plus a 24 hour air bake.
7	Varnish Disks(top to bottom-right) Iso-800, 923, Y-833,(top to bottom-left) ER-610, Y-390 and U-475 after 500 hour exposure to refrigerant/lubricant.
8	Varnish Disks(top to bottom-right) Iso-800, 923, Y-833,(top to bottom-left) ER-610, Y-390 and U-475 after 500 hour exposure to refrigerant/lubricant plus the 24 hour air bake.
9	Tie cords after 500 hour exposure to refrigerant-lubricant plus the 24 hour air bake.
10	Sleeving(top to bottom) Nomex/Mylar, Mylar and Nomex after 500 hour exposure to refrigerant-lubricant plus the 24 hour air bake.
11	Tapes(top to bottom) Glass, Polyester and Permacel after 500 hour exposure to refrigerant-lubricant plus the 24 hour air bake.
12	Lead Wires after 500 hour exposure to refrigerant-lubricant plus the 24 hour air bake.





**Photograph #1 (above)**  
**Photograph #2 (below)**



**Photograph #3 (above)**  
**Photograph #4 (below)**





**Photograph #5(above)**  
**Photograph #6(below)**



**Photograph #7(above)**  
**Photograph #8(below)**








**Photograph #9(above)**  
**Photograph #10(below)**



**Photograph #11(above)**  
**Photograph #12(below)**






# **Appendix P**

**Photographs of Motor Materials after  
Exposure to HCFC-142b/Shrieve Zerol-150**

## **Photograph Identification**

<b><u>Photo #</u></b>	<b><u>Description</u></b>
1	Sheet Insulation(top to bottom)Melinex, Nomex-Mica, Nomex, after 500 hour exposure to refrigerant/lubricant
2	Tie cords after 500 hour exposure to refrigerant/lubricant
3	Sleeving(top to bottom) Nomex/Mylar, Mylar and Nomex after 500 hour exposure to refrigerant/lubricant.
4	Tapes(top to bottom) Glass, Polyester and Permacel after 500 hour exposure to refrigerant/lubricant.
5	Sheet Insulation(top to bottom) Mylar, Dacron/Mylar/Dacron, Nomex/Mylar/Nomex after 500 hour exposure to refrigerant lubricant
6	Varnish Disks(top to bottom-right) Iso-800, 923, Y-833,(top to bottom-left) ER-610, Y-390 and U-475 after 500 hour exposure to refrigerant/lubricant.
7	Lead wire after 500 hour exposure to refrigerant/lubricant.
8	Varnish Disks(top to bottom) Iso-800, 923, Y-833, after 500 hour exposure to refrigerant/lubricant plus the 24 hour air bake.
9	Varnish Disks(top to bottom) ER-610, Y-390, U-475, after 500 hour exposure to refrigerant/lubricant plus the 24 hour air bake.
10	Tested Tie Cords after 500 hour exposure to refrigerant lubricant plus the 24 hour air bake.
11	Sleeving(top to bottom) Nomex/Mylar, Mylar and Nomex after 500 hour exposure to refrigerant-lubricant plus the 24 hour air bake.
12	Tapes(top to bottom) Glass, Polyester and Permacel after 500 hour exposure to refrigerant-lubricant plus the 24 hour air bake.
13	Lead Wires after 500 hour exposure to refrigerant-lubricant plus the 24 hour air bake.
14	Sheet Insulation(top to bottom)Melinex, Nomex-Mica, Nomex, after 500 hour exposure to refrigerant/lubricant plus a 24 hour air bake.
15	Sheet Insulation(top to bottom) Mylar, Dacron/Mylar/Dacron, Nomex/Mylar/Nomex after 500 hour exposure to refrigerant lubricant plus a 24 hour air bake.




**Photograph #1(above)**  
**Photograph #2(below)**



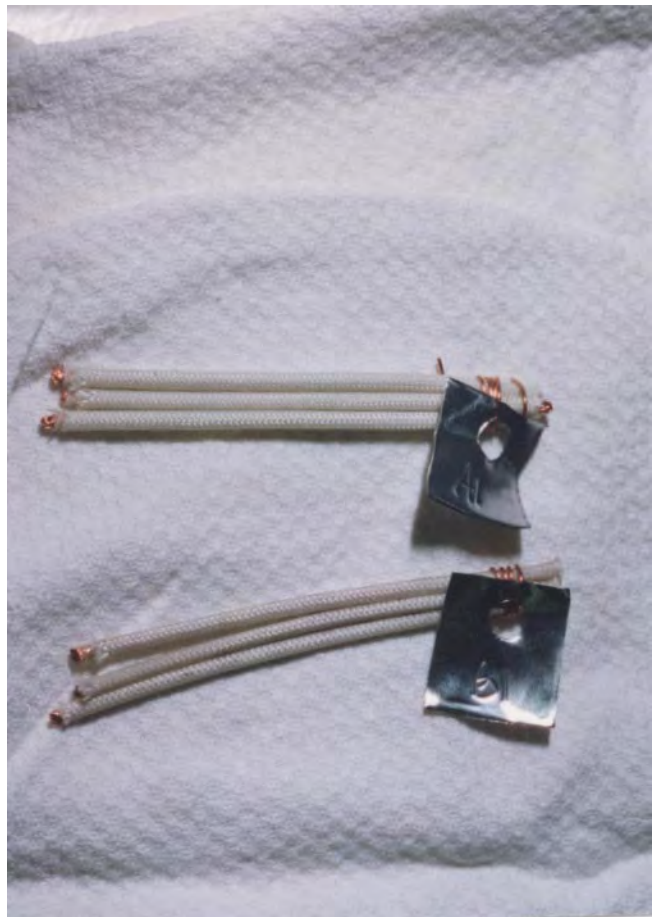
**Photograph #3(above)**  
**Photograph #4(below)**









**Photograph #5(above)**  
**Photograph #6(below)**



**Photograph #7(above)**  
**Photograph #8(below)**








Photograph #9(above)  
Photograph #10(below)



Photograph #11(above)  
Photograph #12(below)





**Photograph #13(above)**  
**Photograph #14(below)**



**Photograph #15(above)**






# **Appendix Q**


**Photographs of Motor Materials after  
Exposure to HFC-152a/Shrieve Zerol-150**

## Photograph Identification

<u>Photo #</u>	<u>Description</u>
1	Sheet Insulation(top to bottom)Melinex, Nomex-Mica, Nomex, after 500 hour exposure to refrigerant/lubricant
2	Tie cords after 500 hour exposure to refrigerant/lubricant
3	Sleeving(top to bottom) Nomex/Mylar, Mylar and Nomex after 500 hour exposure to refrigerant/lubricant.
4	Tapes(top to bottom) Glass, Polyester and Permacel after 500 hour exposure to refrigerant/lubricant.
5	Sheet Insulation(top to bottom) Mylar, Dacron/Mylar/Dacron, Nomex/Mylar/Nomex after 500 hour exposure to refrigerant lubricant
6	Varnish Disks(top to bottom) Iso-800, 923, Y-833, ER-610, Y-390 and U-475 after 500 hour exposure to refrigerant/lubricant.
7	Lead wire after 500 hour exposure to refrigerant/lubricant.
8	Varnish Disks(top to bottom) Iso-800, 923, Y-833, after 500 hour exposure to refrigerant/lubricant plus the 24 hour air bake.
9	Varnish Disks(top to bottom) ER-610, Y-390, U-475, after 500 hour exposure to refrigerant/lubricant plus the 24 hour air bake.
10	Tested Tie Cords after 500 hour exposure to refrigerant lubricant plus the 24 hour air bake.
11	Sleeving(top to bottom) Nomex/Mylar, Mylar and Nomex after 500 hour exposure to refrigerant-lubricant plus the 24 hour air bake.
12	Tapes(top to bottom) Glass, Polyester and Permacel after 500 hour exposure to refrigerant-lubricant plus the 24 hour air bake.
13	Lead Wires after 500 hour exposure to refrigerant-lubricant plus the 24 hour air bake.
14	Sheet Insulation(top to bottom)Melinex, Nomex-Mica, Nomex, after 500 hour exposure to refrigerant/lubricant plus a 24 hour air bake.
15	Sheet Insulation(top to bottom) Mylar, Dacron/Mylar/Dacron, Nomex/Mylar/Nomex after 500 hour exposure to refrigerant lubricant plus a 24 hour air bake.




**Photograph #1(above)**  
**Photograph #2(below)**




**Photograph #3(above)**  
**Photograph #4(below)**



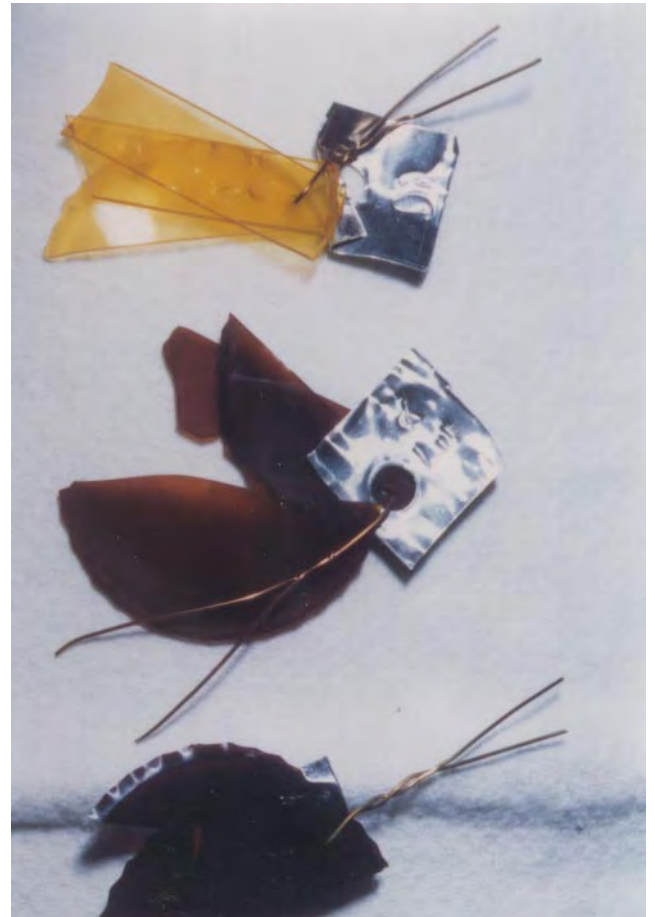





**Photograph #5(above)**  
**Photograph #6(below)**



**Photograph #7(above)**  
**Photograph #8(below)**






**Photograph #9(above)**  
**Photograph #10(below)**



**Photograph #11(above)**  
**Photograph #12(below)**







**Photograph #13(above)**  
**Photograph #14(below)**



**Photograph #15(above)**






# **Appendix R**

**Photographs of Motor Materials after  
Exposure to HFC-134a/ICI Emkarate  
RL244.**

## Photograph Identification

<u>Photo #</u>	<u>Description</u>
1	Sheet Insulation(top to bottom)Melinex, Nomex-Mica, Nomex, after 500 hour exposure to refrigerant/lubricant
2	Tie cords after 500 hour exposure to refrigerant/lubricant
3	Sleeving(top to bottom) Nomex/Mylar, Mylar and Nomex after 500 hour exposure to refrigerant/lubricant.
4	Tapes(top to bottom) Glass, Polyester and Permacel after 500 hour exposure to refrigerant/lubricant.
5	Sheet Insulation(top to bottom) Mylar, Dacron/Mylar/Dacron, Nomex/Mylar/Nomex after 500 hour exposure to refrigerant lubricant
6	Lead wire after 500 hour exposure to refrigerant/lubricant.
7	Varnish Disks(top to bottom) Iso-800, 923, Y-833, after 500 hour exposure to refrigerant/lubricant.
8	Varnish Disks(top to bottom) ER-610, Y-390, U-475, after 500 hour exposure to refrigerant/lubricant.
9	Varnish Disks(top to bottom) Iso-800, 923, Y-833, after 500 hour exposure to refrigerant/lubricant plus the 24 hour air bake.
10	Varnish Disks(top to bottom) ER-610, Y-390, U-475, after 500 hour exposure to refrigerant/lubricant plus the 24 hour air bake.
11	Tested Tie Cords after 500 hour exposure to refrigerant-lubricant plus the 24 hour air bake.
12	Sleeving(top to bottom) Nomex/Mylar, Mylar and Nomex after 500 hour exposure to refrigerant-lubricant plus the 24 hour air bake.
13	Tapes(top to bottom) Glass, Polyester and Permacel after 500 hour exposure to refrigerant-lubricant plus the 24 hour air bake.
14	Lead Wires after 500 hour exposure to refrigerant-lubricant plus the 24 hour air bake.
15	Sheet Insulation(top to bottom)Melinex, Nomex-Mica, Nomex, after 500 hour exposure to refrigerant/lubricant plus a 24 hour air bake.
16	Sheet Insulation(top to bottom) Mylar, Dacron/Mylar/Dacron, Nomex/Mylar/Nomex after 500 hour exposure to refrigerant-lubricant plus a 24 hour air bake.



**Photograph #1(above)**  
**Photograph #2(below)**



**Photograph #3(above)**  
**Photograph #4(below)**








**Photograph #5(above)**  
**Photograph #6(below)**



**Photograph #7(above)**  
**Photograph #8(below)**



**Photograph #5(above)**  
**Photograph #6(below)**



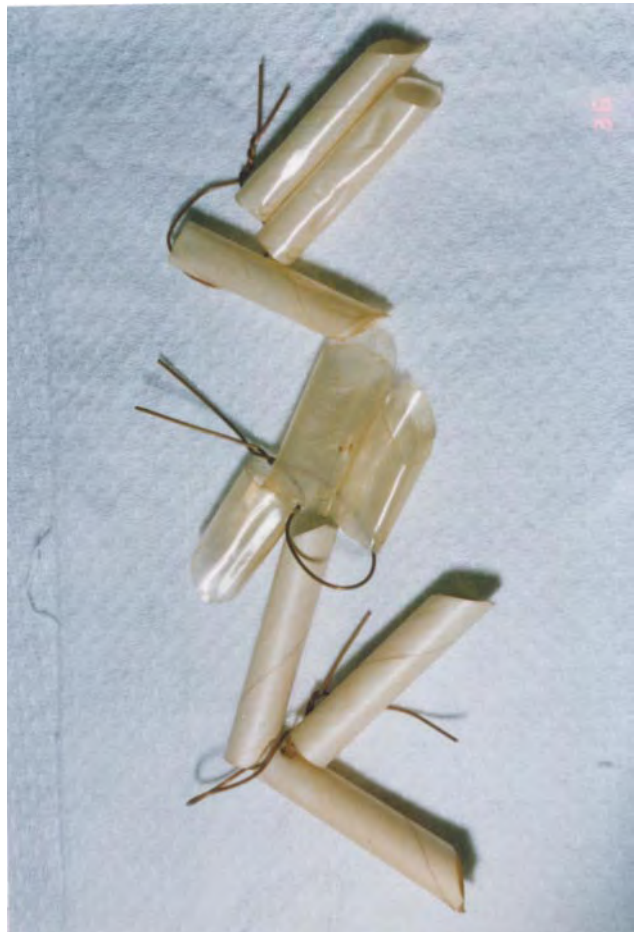
**Photograph #7(above)**  
**Photograph #8(below)**



**Photograph #9(above)**  
**Photograph #10(below)**



**Photograph #11(above)**  
**Photograph #12(below)**



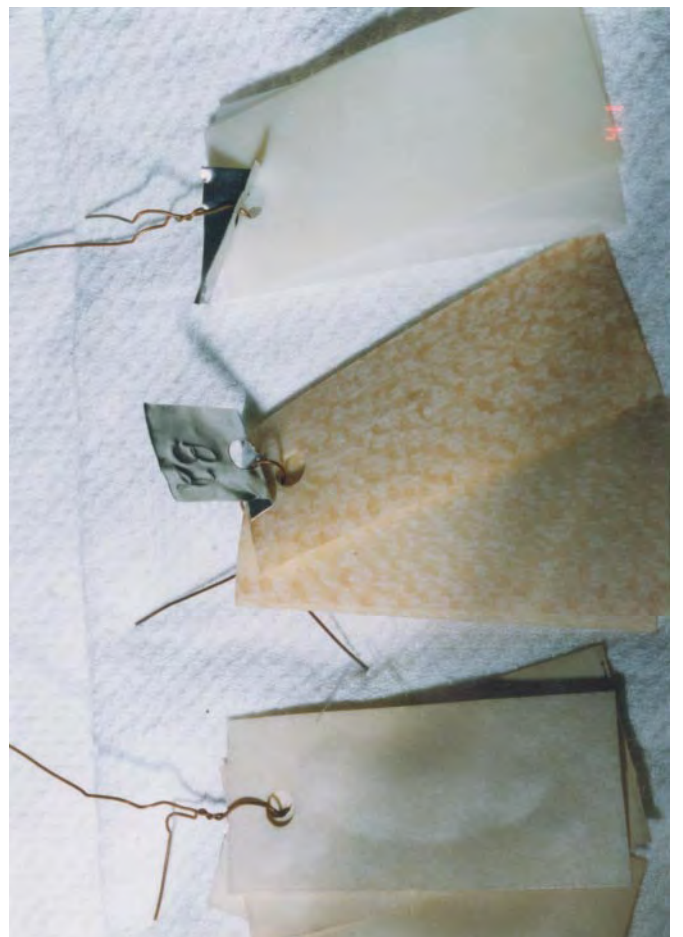
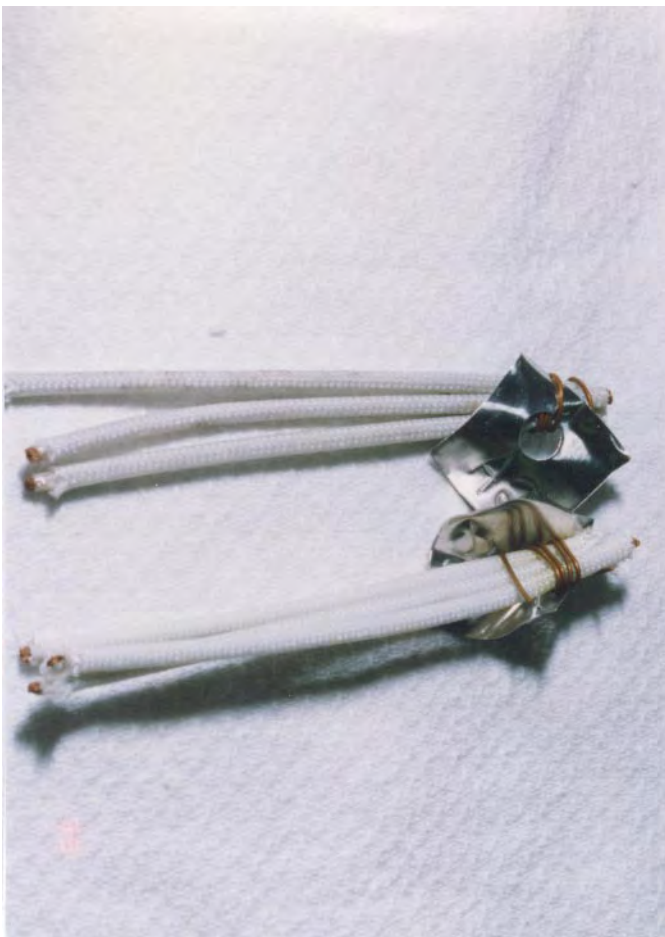




**Photograph #13(above)**  
**Photograph #14(below)**



**Photograph #15(above)**  
**Photograph #16(below)**






# **Appendix S**


**Photographs of Motor Materials after  
Exposure to HFC-134a/Emery Iso-32.**

## **Photograph Identification**

<b><u>Photo #</u></b>	<b><u>Description</u></b>
1	Sheet Insulation(top to bottom)Melinex, Nomex-Mica, Nomex, after 500 hour exposure to refrigerant/lubricant
2	Tie cords after 500 hour exposure to refrigerant/lubricant
3	Sleeving(top to bottom) Nomex/Mylar, Mylar and Nomex after 500 hour exposure to refrigerant/lubricant.
4	Tapes(top to bottom) Glass, Polyester and Permacel after 500 hour exposure to refrigerant/lubricant.
5	Sheet Insulation(top to bottom) Mylar, Dacron/Mylar/Dacron, Nomex/Mylar/Nomex after 500 hour exposure to refrigerant lubricant
6	Lead wire after 500 hour exposure to refrigerant/lubricant.
7	Varnish Disks(top to bottom) Iso-800, 923, Y-833, after 500 hour exposure to refrigerant/lubricant.
8	Varnish Disks(top to bottom) ER-610, Y-390, U-475, after 500 hour exposure to refrigerant/lubricant.
9	Varnish Disks(top to bottom) Iso-800, 923, Y-833, after 500 hour exposure to refrigerant/lubricant plus the 24 hour air bake.
10	Varnish Disks(top to bottom) ER-610, Y-390, U-475, after 500 hour exposure to refrigerant/lubricant plus the 24 hour air bake.
11	Tested Tie Cords after 500 hour exposure to refrigerant lubricant plus the 24 hour air bake.
12	Sleeving(top to bottom) Nomex/Mylar, Mylar and Nomex after 500 hour exposure to refrigerant-lubricant plus the 24 hour air bake.
13	Tapes(top to bottom) Glass, Polyester and Permacel after 500 hour exposure to refrigerant-lubricant plus the 24 hour air bake.
14	Lead Wires after 500 hour exposure to refrigerant-lubricant plus the 24 hour air bake.
15	Sheet Insulation(top to bottom)Melinex, Nomex-Mica, Nomex, after 500 hour exposure to refrigerant/lubricant plus a 24 hour air bake.
16	Sheet Insulation(top to bottom) Mylar, Dacron/Mylar/Dacron, Nomex/Mylar/Nomex after 500 hour exposure to refrigerant lubricant plus a 24 hour air bake.



**Photograph #1(above)**  
**Photograph #2(below)**



**Photograph #3(above)**  
**Photograph #4(below)**








Photograph #5(above)  
Photograph #6(below)




Photograph #7(above)  
Photograph #8(below)







Photograph #9(above)  
Photograph #10(below)



Photograph #11(above)  
Photograph #12(below)







Photograph #13(above)  
Photograph #14(below)



Photograph #15(above)  
Photograph #16(below)





# **Appendix T**


**Photographs of Motor Materials after  
Exposure to HFC-143a/Emery Iso-32.**

## **Photograph Identification**


<b><u>Photo #</u></b>	<b><u>Description</u></b>
1	Sheet Insulation(top to bottom)Melinex, Nomex-Mica, Nomex, after 500 hour exposure to refrigerant/lubricant
2	Tie cords after 500 hour exposure to refrigerant/lubricant
3	Sleeving(top to bottom) Nomex/Mylar, Mylar and Nomex after 500 hour exposure to refrigerant/lubricant.
4	Tapes(top to bottom) Glass, Polyester and Permacel after 500 hour exposure to refrigerant/lubricant.
5	Sheet Insulation(top to bottom) Mylar, Dacron/Mylar/Dacron, Nomex/Mylar/Nomex after 500 hour exposure to refrigerant lubricant
6	Lead wire after 500 hour exposure to refrigerant/lubricant.
7	Varnish Disks(top to bottom) Iso-800, 923, Y-833, after 500 hour exposure to refrigerant/lubricant.
8	Varnish Disks(top to bottom) ER-610, Y-390, U-475, after 500 hour exposure to refrigerant/lubricant.
9	Varnish Disks(top to bottom) Iso-800, 923, Y-833, after 500 hour exposure to refrigerant/lubricant plus the 24 hour air bake.
10	Varnish Disks(top to bottom) ER-610, Y-390, U-475, after 500 hour exposure to refrigerant/lubricant plus the 24 hour air bake.
11	Tested Tie Cords after 500 hour exposure to refrigerant-lubricant plus the 24 hour air bake.
12	Sleeving(top to bottom) Nomex/Mylar, Mylar and Nomex after 500 hour exposure to refrigerant-lubricant plus the 24 hour air bake.
13	Tapes(top to bottom) Glass, Polyester and Permacel after 500 hour exposure to refrigerant-lubricant plus the 24 hour air bake.
14	Lead Wires after 500 hour exposure to refrigerant-lubricant plus the 24 hour air bake.
15	Sheet Insulation(top to bottom)Melinex, Nomex-Mica, Nomex, after 500 hour exposure to refrigerant/lubricant plus a 24 hour air bake.
16	Sheet Insulation(top to bottom) Mylar, Dacron/Mylar/Dacron, Nomex/Mylar/Nomex after 500 hour exposure to refrigerant-lubricant plus a 24 hour air bake.



**Photograph #1(above)**  
**Photograph #2(below)**




**Photograph #3(above)**  
**Photograph #4(below)**









**Photograph #5(above)**  
**Photograph #6(below)**



**Photograph #7(above)**  
**Photograph #8(below)**








**Photograph #9(above)**  
**Photograph #10(below)**



**Photograph #11(above)**  
**Photograph #12(below)**








**Photograph #13(above)**  
**Photograph #14(below)**



**Photograph #15(above)**  
**Photograph #16(below)**





# **Appendix U**


**Photographs of Motor Materials after  
Exposure to HFC-134/Emery 32.**

## Photograph Identification

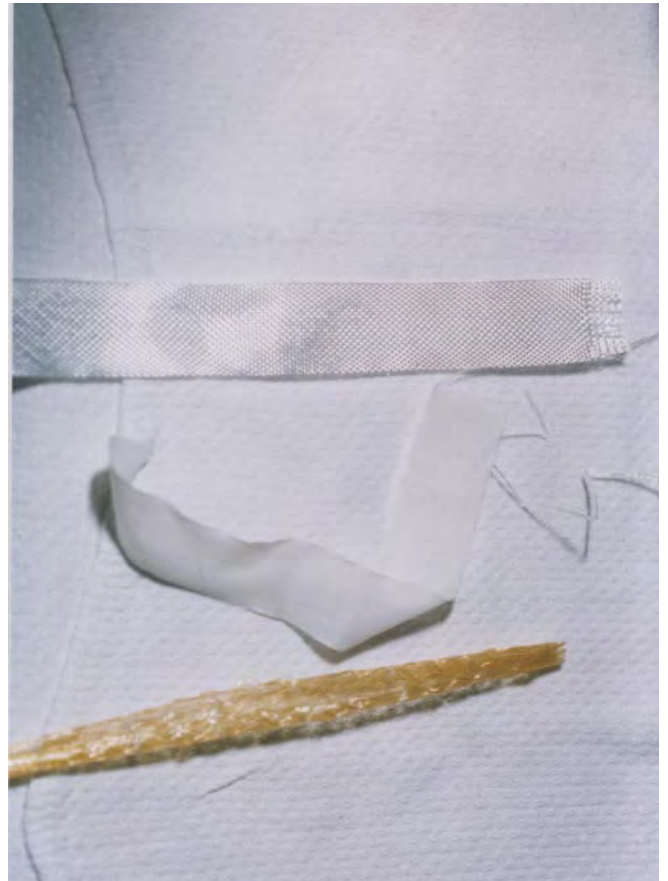
<u>Photo #</u>	<u>Description</u>
1	Sheet Insulation(top to bottom)Melinex, Nomex-Mica, Nomex, after 500 hour exposure to refrigerant/lubricant
2	Tie cords after 500 hour exposure to refrigerant/lubricant
3	Sleeving(top to bottom) Nomex/Mylar, Mylar and Nomex after 500 hour exposure to refrigerant/lubricant.
4	Tapes(top to bottom) Glass, Polyester and Permacel after 500 hour exposure to refrigerant/lubricant.
5	Sheet Insulation(top to bottom) Mylar, Dacron/Mylar/Dacron, Nomex/Mylar/Nomex after 500 hour exposure to refrigerant lubricant
6	Lead wire after 500 hour exposure to refrigerant/lubricant.
7	Varnish Disks(top to bottom) Iso-800, 923, Y-833, after 500 hour exposure to refrigerant/lubricant.
8	Varnish Disks(top to bottom) ER-610, Y-390, U-475, after 500 hour exposure to refrigerant/lubricant.
9	Varnish Disks(top to bottom) Iso-800, 923, Y-833, after 500 hour exposure to refrigerant/lubricant plus the 24 hour air bake.
10	Varnish Disks(top to bottom) ER-610, Y-390, U-475, after 500 hour exposure to refrigerant/lubricant plus the 24 hour air bake.
11	Tested Tie Cords after 500 hour exposure to refrigerant lubricant plus the 24 hour air bake.
12	Sleeving(top to bottom) Nomex/Mylar, Mylar and Nomex after 500 hour exposure to refrigerant-lubricant plus the 24 hour air bake.
13	Tapes(top to bottom) Glass, Polyester and Permacel after 500 hour exposure to refrigerant-lubricant plus the 24 hour air bake.
14	Lead Wires after 500 hour exposure to refrigerant-lubricant plus the 24 hour air bake.
15	Sheet Insulation(top to bottom)Melinex, Nomex-Mica, Nomex, after 500 hour exposure to refrigerant/lubricant plus a 24 hour air bake.
16	Sheet Insulation(top to bottom) Mylar, Dacron/Mylar/Dacron, Nomex/Mylar/Nomex after 500 hour exposure to refrigerant lubricant plus a 24 hour air bake.



**Photograph #1(above)**  
**Photograph #2(below)**





**Photograph #3(above)**  
**Photograph #4(below)**



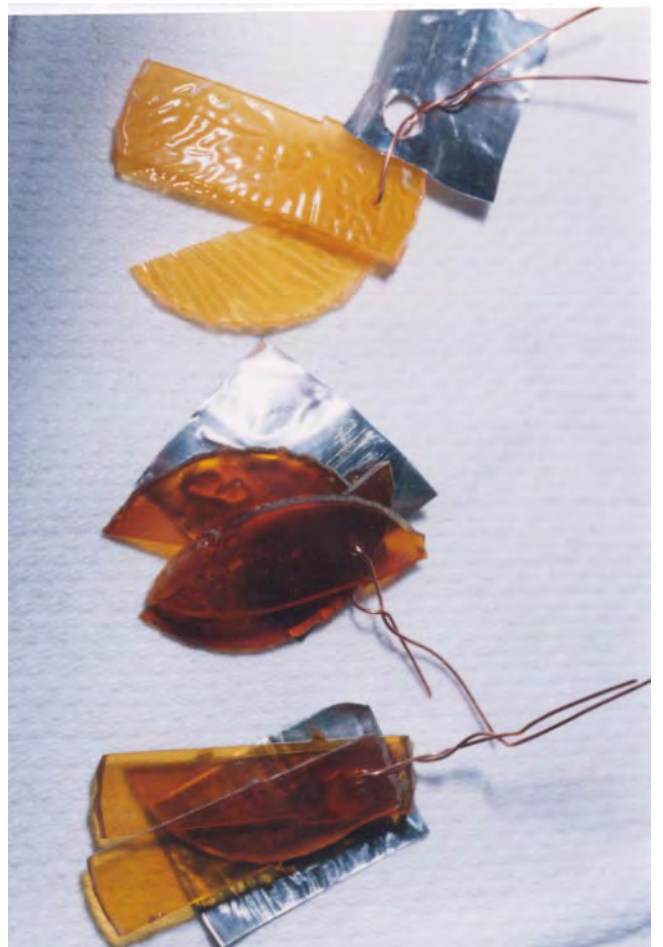




**Photograph #5(above)**  
**Photograph #6(below)**



**Photograph #7(above)**  
**Photograph #8(below)**





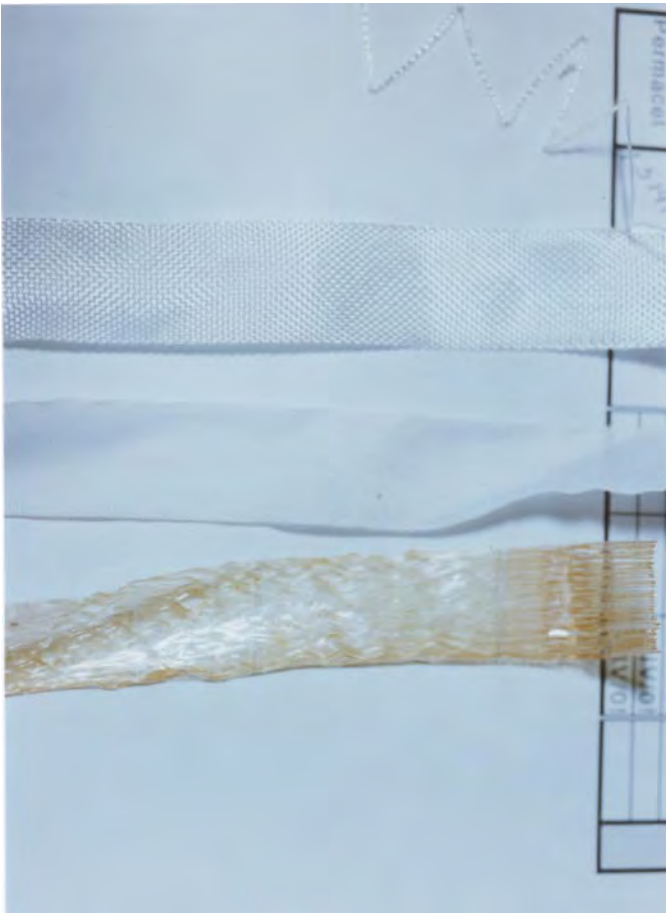
**Photograph #9(above)**  
**Photograph #10(below)**



**Photograph #11(above)**  
**Photograph #12(below)**







**Photograph #13(above)**  
**Photograph #14(below)**



**Photograph #15(above)**  
**Photograph #16(below)**






# **Appendix V**

**Photographs of Motor Materials after  
Exposure to HFC-32/Emery Iso-32.**

## **Photograph Identification**


<b><u>Photo #</u></b>	<b><u>Description</u></b>
1	Sheet Insulation(top to bottom)Melinex, Nomex-Mica, Nomex, after 500 hour exposure to refrigerant/lubricant
2	Tie cords after 500 hour exposure to refrigerant/lubricant
3	Sleeving(top to bottom) Nomex/Mylar, Mylar and Nomex after 500 hour exposure to refrigerant/lubricant.
4	Tapes(top to bottom) Glass, Polyester and Permacel after 500 hour exposure to refrigerant/lubricant.
5	Sheet Insulation(top to bottom) Mylar, Dacron/Mylar/Dacron, Nomex/Mylar/Nomex after 500 hour exposure to refrigerant lubricant
6	Lead wire after 500 hour exposure to refrigerant/lubricant.
7	Varnish Disks(top to bottom) Iso-800, 923, Y-833, after 500 hour exposure to refrigerant/lubricant.
8	Varnish Disks(top to bottom) ER-610, Y-390, U-475, after 500 hour exposure to refrigerant/lubricant.
9	Varnish Disks(top to bottom) Iso-800, 923, Y-833, after 500 hour exposure to refrigerant/lubricant plus the 24 hour air bake.
10	Varnish Disks(top to bottom) ER-610, Y-390, U-475, after 500 hour exposure to refrigerant/lubricant plus the 24 hour air bake.
11	Tested Tie Cords after 500 hour exposure to refrigerant lubricant plus the 24 hour air bake.
12	Sleeving(top to bottom) Nomex/Mylar, Mylar and Nomex after 500 hour exposure to refrigerant-lubricant plus the 24 hour air bake.
13	Tapes(top to bottom) Glass, Polyester and Permacel after 500 hour exposure to refrigerant-lubricant plus the 24 hour air bake.
14	Lead Wires after 500 hour exposure to refrigerant-lubricant plus the 24 hour air bake.
15	Sheet Insulation(top to bottom)Melinex, Nomex-Mica, Nomex, after 500 hour exposure to refrigerant/lubricant plus a 24 hour air bake.
16	Sheet Insulation(top to bottom) Mylar, Dacron/Mylar/Dacron, Nomex/Mylar/Nomex after 500 hour exposure to refrigerant lubricant plus a 24 hour air bake.




**Photograph #1(above)**  
**Photograph #2(below)**




**Photograph #3(above)**  
**Photograph #4(below)**








**Photograph #5(above)**  
**Photograph #6(below)**



**Photograph #7(above)**  
**Photograph #8(below)**



**Photograph #5(above)**  
**Photograph #6(below)**




**Photograph #7(above)**  
**Photograph #8(below)**





**Photograph #9(above)**  
**Photograph #10(below)**




**Photograph #11(above)**  
**Photograph #12(below)**







Photograph #13(above)  
Photograph #14(below)



Photograph #15(above)  
Photograph #16(below)






# **Appendix W**

**Photographs of Motor Materials after  
Exposure to HFC-125/Emery Iso-32.**

## Photograph Identification


<u>Photo #</u>	<u>Description</u>
1	Sheet Insulation(top to bottom)Melinex, Nomex-Mica, Nomex, after 500 hour exposure to refrigerant/lubricant
2	Tie cords after 500 hour exposure to refrigerant/lubricant
3	Sleeving(top to bottom) Nomex/Mylar, Mylar and Nomex after 500 hour exposure to refrigerant/lubricant.
4	Tapes(top to bottom) Glass, Polyester and Permacel after 500 hour exposure to refrigerant/lubricant.
5	Sheet Insulation(top to bottom) Mylar, Dacron/Mylar/Dacron, Nomex/Mylar/Nomex after 500 hour exposure to refrigerant lubricant
6	Lead wire after 500 hour exposure to refrigerant/lubricant.
7	Varnish Disks(top to bottom) Iso-800, 923, Y-833, after 500 hour exposure to refrigerant/lubricant.
8	Varnish Disks(top to bottom) ER-610, Y-390, U-475, after 500 hour exposure to refrigerant/lubricant.
9	Varnish Disks(top to bottom) Iso-800, 923, Y-833, after 500 hour exposure to refrigerant/lubricant plus the 24 hour air bake.
10	Varnish Disks(top to bottom) ER-610, Y-390, U-475, after 500 hour exposure to refrigerant/lubricant plus the 24 hour air bake.
11	Tested Tie Cords after 500 hour exposure to refrigerant lubricant plus the 24 hour air bake.
12	Sleeving(top to bottom) Nomex/Mylar, Mylar and Nomex after 500 hour exposure to refrigerant-lubricant plus the 24 hour air bake.
13	Tapes(top to bottom) Glass, Polyester and Permacel after 500 hour exposure to refrigerant-lubricant plus the 24 hour air bake.
14	Lead Wires after 500 hour exposure to refrigerant-lubricant plus the 24 hour air bake.
15	Sheet Insulation(top to bottom)Melinex, Nomex-Mica, Nomex, after 500 hour exposure to refrigerant/lubricant plus a 24 hour air bake.
16	Sheet Insulation(top to bottom) Mylar, Dacron/Mylar/Dacron, Nomex/Mylar/Nomex after 500 hour exposure to refrigerant lubricant plus a 24 hour air bake.




**Photograph #1(above)**  
**Photograph #2(below)**



**Photograph #3(above)**  
**Photograph #4(below)**








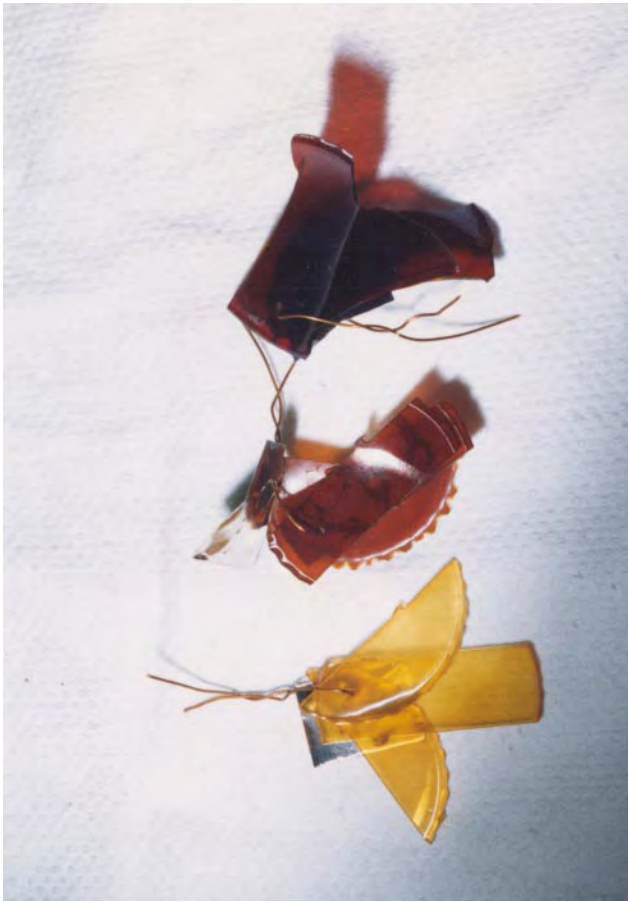
**Photograph #5(above)**  
**Photograph #6(below)**



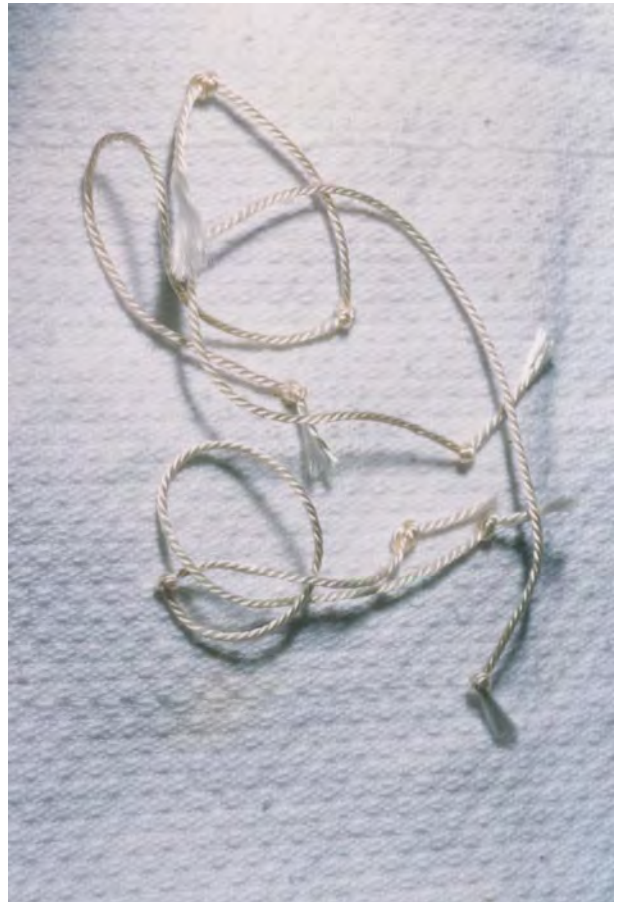
**Photograph #7(above)**  
**Photograph #8(below)**







**Photograph #9(above)**  
**Photograph #10(below)**



**Photograph #11(above)**  
**Photograph #12(below)**









**Photograph #13(above)**  
**Photograph #14(below)**



**Photograph #15(above)**  
**Photograph #16(below)**






# **Appendix X**


**Photographs of Motor Materials after  
Exposure to HFC-245ca/Emery Iso-32.**

## **Photograph Identification**

<b><u>Photo #</u></b>	<b><u>Description</u></b>
1	Sheet Insulation(top to bottom)Melinex, Nomex-Mica, Nomex, after 500 hour exposure to refrigerant/lubricant
2	Sheet Insulation(top to bottom) Mylar, Dacron/Mylar/Dacron, Nomex/Mylar/Nomex after 500 hour exposure to refrigerant lubricant
3	Lead wire after 500 hour exposure to refrigerant/lubricant.
4	Varnish Disks(top to bottom) Iso-800, 923, Y-833, after 500 hour exposure to refrigerant/lubricant.
5	Varnish Disks(top to bottom) ER-610, Y-390, U-475, after 500 hour exposure to refrigerant/lubricant.
6	Varnish Disks(top to bottom) Iso-800, 923, Y-833, after 500 hour exposure to refrigerant/lubricant plus the 24 hour air bake.
7	Varnish Disks(top to bottom) ER-610, Y-390, U-475, after 500 hour exposure to refrigerant/lubricant plus the 24 hour air bake.
8	Lead Wires after 500 hour exposure to refrigerant-lubricant plus the 24 hour air bake.



**Photograph #1(above)**  
**Photograph #2(below)**



**Photograph #3(above)**  
**Photograph #4(below)**








**Photograph #5(above)**  
**Photograph #6(below)**



**Photograph #7(above)**  
**Photograph #8(below)**




# **Appendix Y**

**Photographs of Motor Materials after  
Exposure to HFC-134a/ICI Emkarox VG32.**

## **Photograph Identification**

<b><u>Photo #</u></b>	<b><u>Description</u></b>
1	Sheet Insulation(top to bottom)Melinex, Nomex-Mica, Nomex, after 500 hour exposure to refrigerant/lubricant
2	Tie cords after 500 hour exposure to refrigerant/lubricant
3	Sleeving(top to bottom) Nomex/Mylar, Mylar and Nomex after 500 hour exposure to refrigerant/lubricant.
4	Tapes(top to bottom) Glass, Polyester and Permacel after 500 hour exposure to refrigerant/lubricant.
5	Sheet Insulation(top to bottom) Mylar, Dacron/Mylar/Dacron, Nomex/Mylar/Nomex after 500 hour exposure to refrigerant lubricant
6	Lead wire after 500 hour exposure to refrigerant/lubricant.
7	Varnish Disks(top to bottom) Iso-800, 923, Y-833, after 500 hour exposure to refrigerant/lubricant.
8	Varnish Disks(top to bottom) ER-610, Y-390, U-475, after 500 hour exposure to refrigerant/lubricant.
9	Varnish Disks(top to bottom) Iso-800, 923, Y-833, after 500 hour exposure to refrigerant/lubricant plus the 24 hour air bake.
10	Varnish Disks(top to bottom) ER-610, Y-390, U-475, after 500 hour exposure to refrigerant/lubricant plus the 24 hour air bake.
11	Tested Tie Cords after 500 hour exposure to refrigerant-lubricant plus the 24 hour air bake.
12	Sleeving(top to bottom) Nomex/Mylar, Mylar and Nomex after 500 hour exposure to refrigerant-lubricant plus the 24 hour air bake.
13	Tapes(top to bottom) Glass, Polyester and Permacel after 500 hour exposure to refrigerant-lubricant plus the 24 hour air bake.
14	Lead Wires after 500 hour exposure to refrigerant-lubricant plus the 24 hour air bake.
15	Sheet Insulation(top to bottom)Melinex, Nomex-Mica, Nomex, after 500 hour exposure to refrigerant/lubricant plus a 24 hour air bake.
16	Sheet Insulation(top to bottom) Mylar, Dacron/Mylar/Dacron, Nomex/Mylar/Nomex after 500 hour exposure to refrigerant-lubricant plus a 24 hour air bake.







**Photograph #1(above)**  
**Photograph #2(below)**



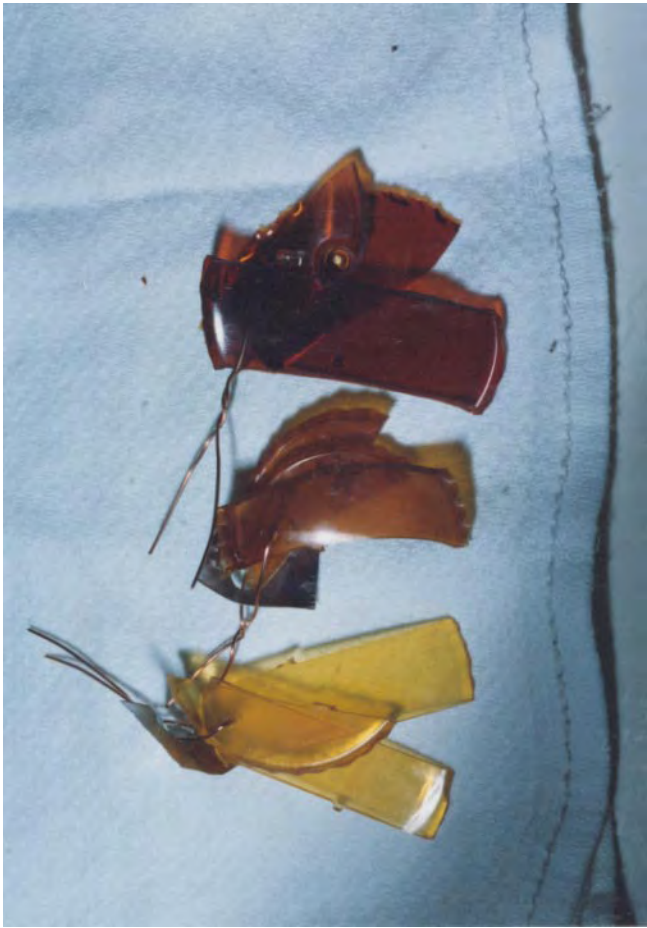
**Photograph #3(above)**  
**Photograph #4(below)**



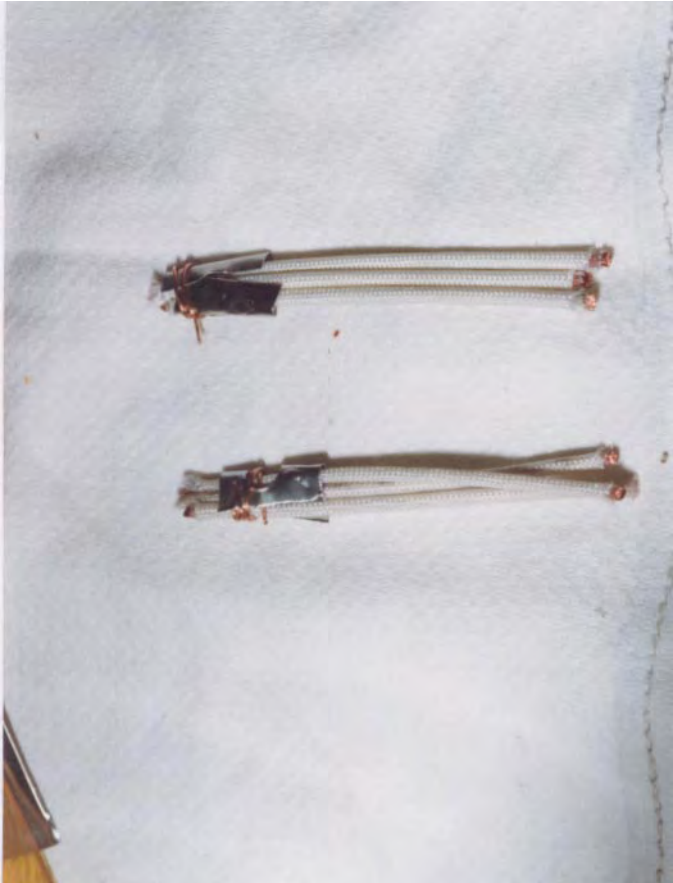




**Photograph #5(above)**  
**Photograph #6(below)**



**Photograph #7(above)**  
**Photograph #8(below)**







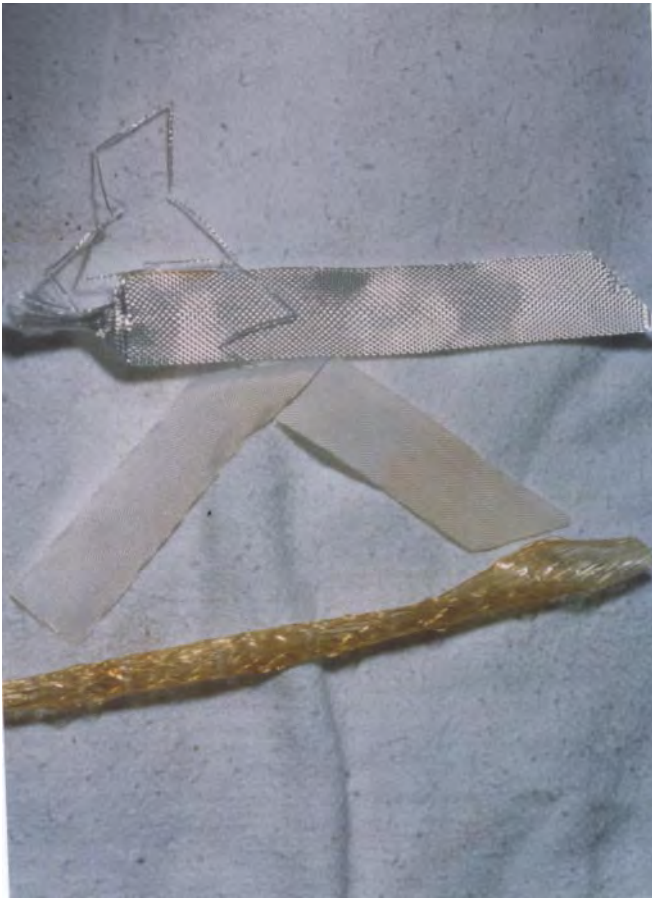
**Photograph #9(above)**  
**Photograph #10(below)**




**Photograph #11(above)**  
**Photograph #12(below)**








**Photograph #13(above)**  
**Photograph #14(below)**



**Photograph #15(above)**  
**Photograph #16(below)**



# **Appendix Z**

**Photographs of Motor Materials after  
Exposure to HFC-125/ICI Emkarox VG32.**


## **Photograph Identification**

<b><u>Photo #</u></b>	<b><u>Description</u></b>
1	Sheet Insulation(top to bottom)Melinex, Nomex-Mica, Nomex, after 500 hour exposure to refrigerant/lubricant
2	Tie cords after 500 hour exposure to refrigerant/lubricant
3	Sleeving(top to bottom) Nomex/Mylar, Mylar and Nomex after 500 hour exposure to refrigerant/lubricant.
4	Tapes(top to bottom) Glass, Polyester and Permacel after 500 hour exposure to refrigerant/lubricant.
5	Sheet Insulation(top to bottom) Mylar, Dacron/Mylar/Dacron, Nomex/Mylar/Nomex after 500 hour exposure to refrigerant lubricant
6	Lead wire after 500 hour exposure to refrigerant/lubricant.
7	Varnish Disks(top to bottom) Iso-800, 923, Y-833, after 500 hour exposure to refrigerant/lubricant.
8	Varnish Disks(top to bottom) ER-610, Y-390, U-475, after 500 hour exposure to refrigerant/lubricant.
9	Varnish Disks(top to bottom) Iso-800, 923, Y-833, after 500 hour exposure to refrigerant/lubricant plus the 24 hour air bake.
10	Varnish Disks(top to bottom) ER-610, Y-390, U-475, after 500 hour exposure to refrigerant/lubricant plus the 24 hour air bake.
11	Tested Tie Cords after 500 hour exposure to refrigerant lubricant plus the 24 hour air bake.
12	Sleeving(top to bottom) Nomex/Mylar, Mylar and Nomex after 500 hour exposure to refrigerant-lubricant plus the 24 hour air bake.
13	Tapes(top to bottom) Glass, Polyester and Permacel after 500 hour exposure to refrigerant-lubricant plus the 24 hour air bake.
14	Lead Wires after 500 hour exposure to refrigerant-lubricant plus the 24 hour air bake.
15	Sheet Insulation(top to bottom)Melinex, Nomex-Mica, Nomex, after 500 hour exposure to refrigerant/lubricant plus a 24 hour air bake.
16	Sheet Insulation(top to bottom) Mylar, Dacron/Mylar/Dacron, Nomex/Mylar/Nomex after 500 hour exposure to refrigerant lubricant plus a 24 hour air bake.





**Photograph #1(above)**  
**Photograph #2(below)**



**Photograph #3(above)**  
**Photograph #4(below)**






**Photograph #5(above)**  
**Photograph #6(below)**



**Photograph #7(above)**  
**Photograph #8(below)**








**Photograph #9(above)**  
**Photograph #10(below)**




**Photograph #11(above)**  
**Photograph #12(below)**



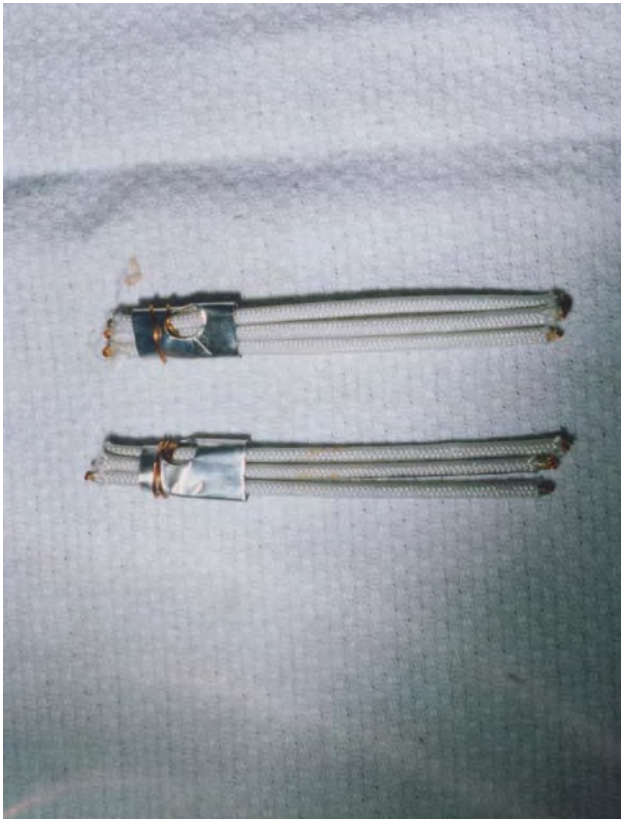




**Photograph #13(above)**  
**Photograph #14(below)**



**Photograph #15(above)**  
**Photograph #16(below)**




# **Appendix AA**

**Photographs of Motor Materials after  
Exposure to HFC-32/ICI Emkarox VG32.**


## **Photograph Identification**

<b><u>Photo #</u></b>	<b><u>Description</u></b>
1	Sheet Insulation(top to bottom)Melinex, Nomex-Mica, Nomex, after 500 hour exposure to refrigerant/lubricant
2	Tie cords after 500 hour exposure to refrigerant/lubricant
3	Sleeving(top to bottom). Nomex/Mylar, Mylar and Nomex after 500 hour exposure to refrigerant/lubricant.
4	Tapes(top to bottom) Glass, Polyester and Permacel after 500 hour exposure to refrigerant/lubricant.
5	Sheet Insulation(top to bottom) Mylar, Dacron/Mylar/Dacron, Nomex/Mylar/Nomex after 500 hour exposure to refrigerant lubricant
6	Lead wire after 500 hour exposure to refrigerant/lubricant.
7	Varnish Disks(top to bottom) Iso-800, 923, Y-833, after 500 hour exposure to refrigerant/lubricant.
8	Varnish Disks(top to bottom) ER-610, Y-390, U-475, after 500 hour exposure to refrigerant/lubricant.
9	Varnish Disks(top to bottom) Iso-800, 923, Y-833, after 500 hour exposure to refrigerant/lubricant plus the 24 hour air bake.
10	Varnish Disks(top to bottom) ER-610, Y-390, U-475, after 500 hour exposure to refrigerant/lubricant plus the 24 hour air bake.
11	Tested Tie Cords after 500 hour exposure to refrigerant lubricant plus the 24 hour air bake.
12	Sleeving(top to bottom) Nomex/Mylar, Mylar and Nomex after 500 hour exposure to refrigerant-lubricant plus the 24 hour air bake.
13	Tapes(top to bottom) Glass, Polyester and Permacel after 500 hour exposure to refrigerant-lubricant plus the 24 hour air bake.
14	Lead Wires after 500 hour exposure to refrigerant-lubricant plus the 24 hour air bake.
15	Sheet Insulation(top to bottom)Melinex, Nomex-Mica, Nomex, after 500 hour exposure to refrigerant/lubricant plus a 24 hour air bake.
16	Sheet Insulation(top to bottom) Mylar, Dacron/Mylar/Dacron, Nomex/Mylar/Nomex after 500 hour exposure to refrigerant lubricant plus a 24 hour air bake.






**Photograph #1(above)**  
**Photograph #2(below)**



**Photograph #3(above)**  
**Photograph #4(below)**







**Photograph #5(above)**  
**Photograph #6(below)**



**Photograph #7(above)**  
**Photograph #8(below)**







**Photograph #9(above)**  
**Photograph #10(below)**



**Photograph #11(above)**  
**Photograph #12(below)**







**Photograph #13(above)**  
**Photograph #14(below)**



**Photograph #15(above)**  
**Photograph #16(below)**




# **Appendix AB**

**Photographs of Motor Materials after  
Exposure to HCFC-124/Shrieve Zerol-150**


## **Photograph Identification**

<b><u>Photo #</u></b>	<b><u>Description</u></b>
1	Sheet Insulation(top to bottom)Melinex, Nomex-Mica, Nomex, after 500 hour exposure to refrigerant/lubricant
2	Tie cords after 500 hour exposure to refrigerant/lubricant
3	Sleeving(top to bottom) Nomex/Mylar, Mylar and Nomex after 500 hour exposure to refrigerant/lubricant.
4	Tapes(top to bottom) Glass, Polyester and Permacel after 500 hour exposure to refrigerant/lubricant.
5	Sheet Insulation(top to bottom) Mylar, Dacron/Mylar/Dacron, Nomex/Mylar/Nomex after 500 hour exposure to refrigerant lubricant
6	Lead wire after 500 hour exposure to refrigerant/lubricant.
7	Varnish Disks(top to bottom) Iso-800, 923, Y-833, ER-610, Y-390, U-475, after 500 hour exposure to refrigerant/lubricant.
8	Varnish Disks(top to bottom) Iso-800, 923, Y-833, ER-610, Y-390, U-475, after 500 hour exposure to refrigerant/lubricant plus the 24 hour air bake.
9	Tested Tie Cords after 500 hour exposure to refrigerant lubricant plus the 24 hour air bake.
10	Sleeving(top to bottom) Nomex/Mylar, Mylar and Nomex after 500 hour exposure to refrigerant-lubricant plus the 24 hour air bake.
11	Tapes(top to bottom) Glass, Polyester and Permacel after 500 hour exposure to refrigerant-lubricant plus the 24 hour air bake.
12	Lead Wires after 500 hour exposure to refrigerant-lubricant plus the 24 hour air bake.
13	Sheet Insulation(top to bottom)Melinex, Nomex-Mica, Nomex, after 500 hour exposure Mylar, Dacron/Mylar/Dacron, Nomex/Mylar/Nomex after 500 hour exposure to refrigerant lubricant plus a 24 hour air bake.

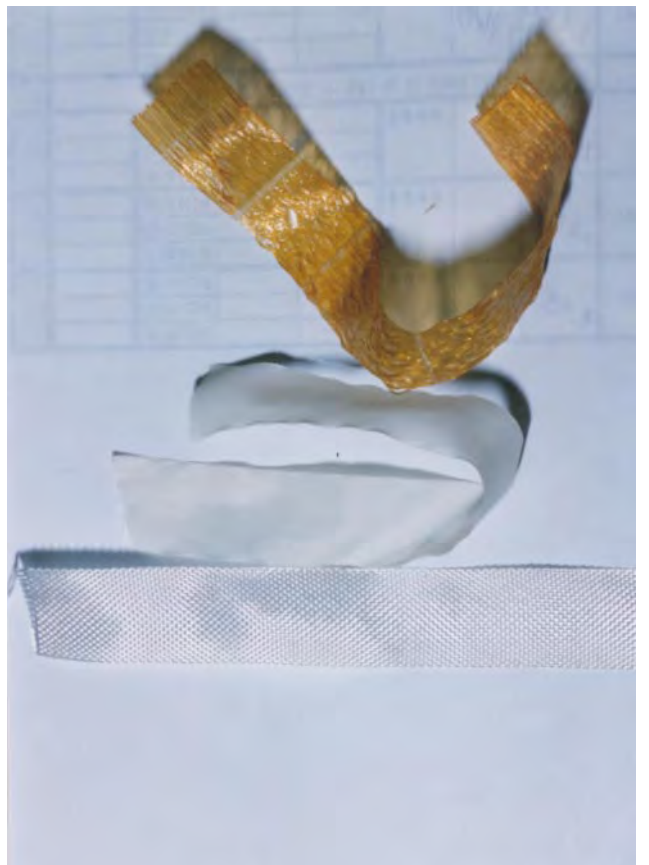






**Photograph #1 (above)**  
**Photograph #2 (below)**



**Photograph #3 (above)**  
**Photograph #4 (below)**





Photograph #5(above)  
Photograph #6(below)




Photograph #7(above)  
Photograph #8(below)








**Photograph #9(above)**  
**Photograph #10(below)**



**Photograph #11(above)**  
**Photograph #12(below)**







**Photograph #13(above)**

# **Appendix AC**

**Photographs of Motor Materials after  
Exposure to HFC-134a/Allied Signal BRL-  
150.**

## **Photograph Identification**

<b><u>Photo #</u></b>	<b><u>Description</u></b>
1	Sheet Insulation(top to bottom)Melinex, Nomex-Mica, Nomex, after 500 hour exposure to refrigerant/lubricant
2	Tie cords after 500 hour exposure to refrigerant/lubricant
3	Sleeving(top to bottom) Nomex/Mylar, Mylar and Nomex after 500 hour exposure to refrigerant/lubricant.
4	Tapes(top to bottom) Glass, Polyester and Permacel after 500 hour exposure to refrigerant/lubricant.
5	Sheet Insulation(top to bottom) Mylar, Dacron/Mylar/Dacron, Nomex/Mylar/Nomex after 500 hour exposure to refrigerant lubricant
6	Lead wire after 500 hour exposure to refrigerant/lubricant.
7	Varnish Disks(top to bottom) Iso-800, 923, Y-833, after 500 hour exposure to refrigerant/lubricant.
8	Varnish Disks(top to bottom) ER-610, Y-390, U-475, after 500 hour exposure to refrigerant/lubricant.
9	Varnish Disks(top to bottom) Iso-800, 923, Y-833, after 500 hour exposure to refrigerant/lubricant plus the 24 hour air bake.
10	Varnish Disks(top to bottom) ER-610, Y-390, U-475, after 500 hour exposure to refrigerant/lubricant plus the 24 hour air bake.
11	Tested Tie Cords after 500 hour exposure to refrigerant lubricant plus the 24 hour air bake.
12	Sleeving(too to bottom) Nomex/Mylar, Mylar and Nomex after 500 hour exposure to refrigerant-lubricant plus the 24 hour air bake.
13	Tapes(top to bottom) Glass, Polyester and Permacel after 500 hour exposure to refrigerant-lubricant plus the 24 hour air bake.
14	Lead Wires after 500 hour exposure to refrigerant-lubricant plus the 24 hour air bake.
15	Sheet Insulation(top to bottom)Melinex, Nomex-Mica, Nomex, after 500 hour exposure to refrigerant/lubricant plus a 24 hour air bake.
16	Sheet Insulation(top to bottom) Mylar, Dacron/Mylar/Dacron, Nomex/Mylar/Nomex after 500 hour exposure to refrigerant lubricant plus a 24 hour air bake.

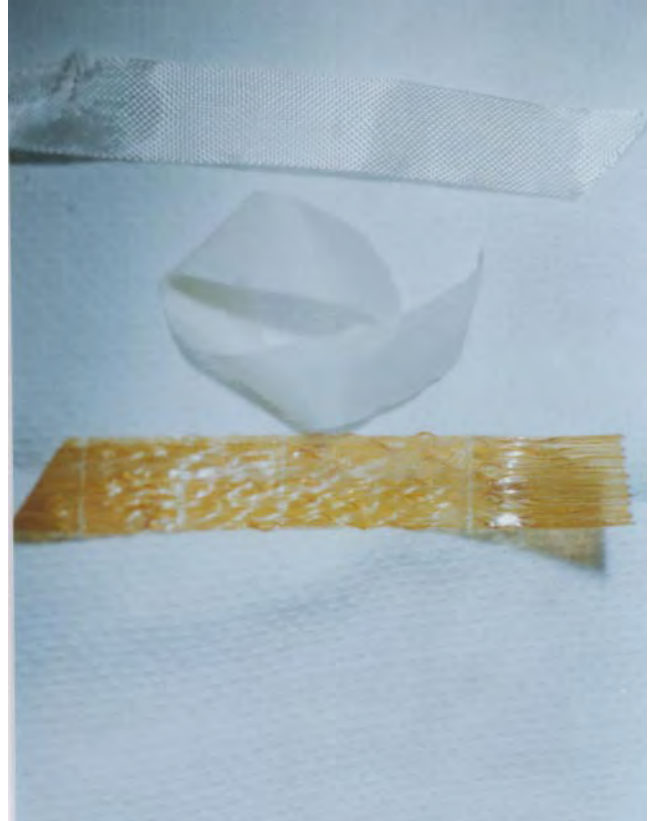
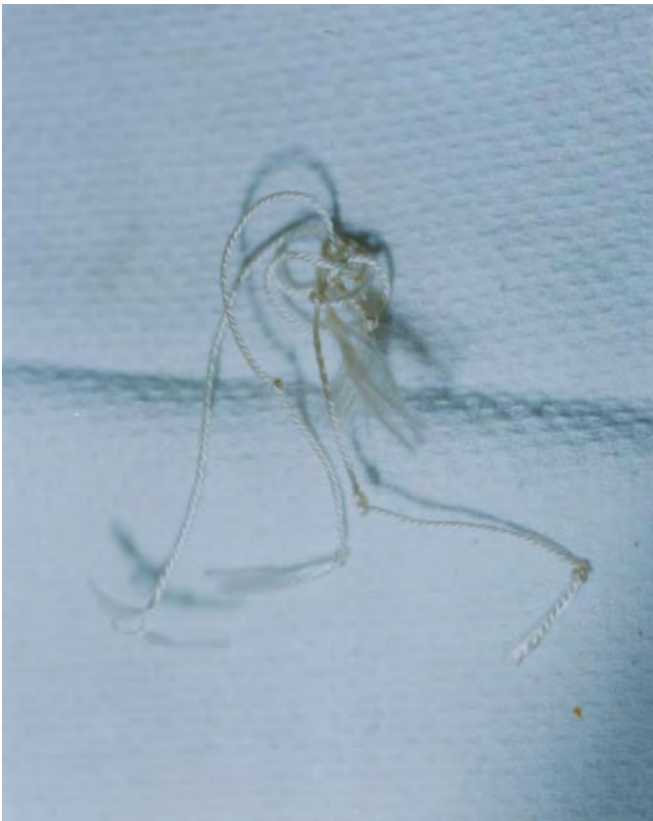





**Photograph #1(above)**  
**Photograph #2(below)**



**Photograph #3(above)**  
**Photograph #4(below)**

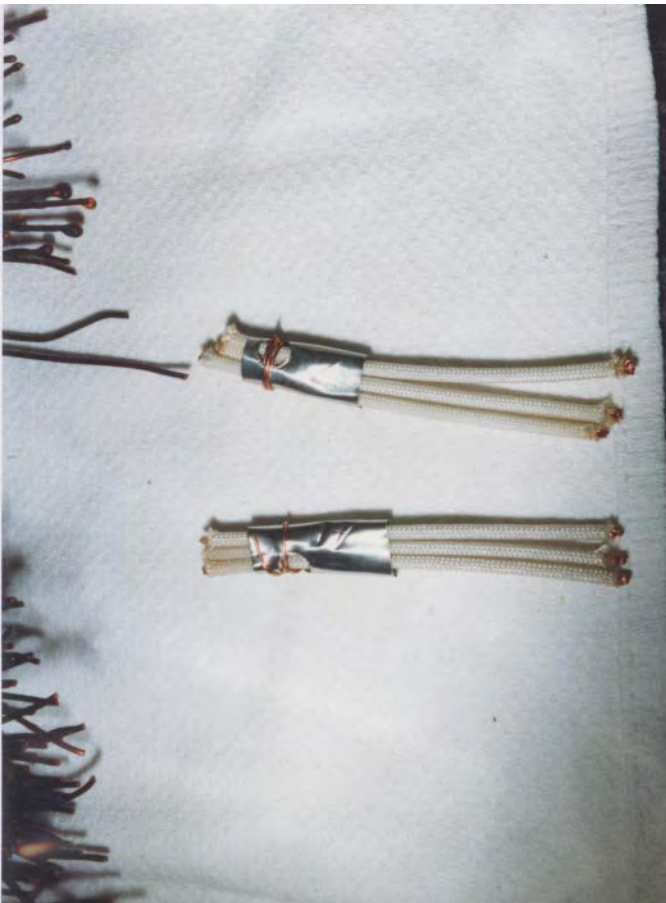





**Photograph #5(above)**  
**Photograph #6(below)**



**Photograph #7(above)**  
**Photograph #8(below)**







**Photograph #9(above)**  
**Photograph #10(below)**



**Photograph #11(above)**  
**Photograph #12(below)**



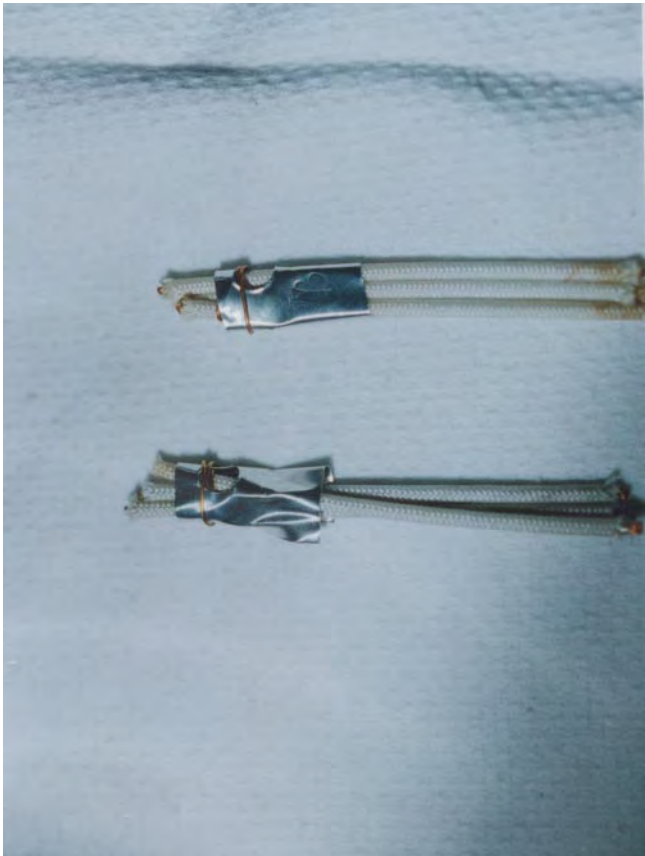




**Photograph #13(above)**  
**Photograph #14(below)**



**Photograph #15(above)**  
**Photograph #16(below)**



# **Appendix AD**

**Photographs of Motor Materials after  
Exposure to HFC-125/Allied Signal BRL-  
150**

## **Photograph Identification**

<b><u>Photo #</u></b>	<b><u>Description</u></b>
1	Sheet Insulation(top to bottom) Mylar, Dacron/Mylar/Dacron, Nomex/Mylar/Nomex after 500 hour exposure to refrigerant lubricant
2	Sleeving(top to bottom) Nomex/Mylar, Mylar and Nomex after 500 hour exposure to refrigerant/lubricant.
3	Tapes(top to bottom) Glass, Polyester and Permacel after 500 hour exposure to refrigerant/lubricant.
4	Lead wire after 500 hour exposure to refrigerant/lubricant.
5	Varnish Disks(top to bottom) Iso-800, 923, Y-833, after 500 hour exposure to refrigerant/lubricant.
6	Varnish Disks(top to bottom) ER-610, Y-390, U-475, after 500 hour exposure to refrigerant/lubricant.
7	Varnish Disks(top to bottom) Iso-800, 923, Y-833, after 500 hour exposure to refrigerant/lubricant plus the 24 hour air bake.
8	Varnish Disks(top to bottom) ER-610, Y-390, U-475, after 500 hour exposure to refrigerant/lubricant plus the 24 hour air bake.
9	Sleeving(top to bottom) Nomex/Mylar, Mylar and Nomex after 500 hour exposure to refrigerant-lubricant plus the 24 hour air bake.
10	Tapes(top to bottom) Glass, Polyester and Permacel after 500 hour exposure to refrigerant-lubricant plus the 24 hour air bake.
11	Lead Wires after 500 hour exposure to refrigerant-lubricant plus the 24 hour air bake.





**Photograph #1(above)**  
**Photograph #2(below)**



**Photograph #3(above)**  
**Photograph #4(below)**



**Photograph #1(above)**  
**Photograph #2(below)**



**Photograph #3(above)**  
**Photograph #4(below)**





**Photograph #5(above)**  
**Photograph #6(below)**




**Photograph #7(above)**  
**Photograph #8(below)**





**Photograph #9(above)**  
**Photograph #10(below)**



**Photograph #11(above)**





# **Appendix AE**


**Photographs of Motor Materials after  
Exposure to HFC-134a/Dow P-425.**

## **Photograph Identification**

<b><u>Photo #</u></b>	<b><u>Description</u></b>
1	Sheet Insulation(top to bottom)Melinex, Nomex-Mica, Nomex, after 500 hour exposure to refrigerant/lubricant
2	Tie cords after 500 hour exposure to refrigerant/lubricant
3	Sleeving(top to bottom) Nomex/Mylar, Mylar and Nomex after 500 hour exposure to refrigerant/lubricant.
4	Tapes(top to bottom) Glass, Polyester and Permacel after 500 hour exposure to refrigerant/lubricant.
5	Sheet Insulation(top to bottom) Mylar, Dacron/Mylar/Dacron, Nomex/Mylar/Nomex after 500 hour exposure to refrigerant lubricant
6	Lead wire after 500 hour exposure to refrigerant/lubricant.
7	Varnish Disks(top to bottom) Iso-800, 923, Y-833, after 500 hour exposure to refrigerant/lubricant.
8	Varnish Disks(top to bottom) ER-610, Y-390, U-475, after 500 hour exposure to refrigerant/ lubricant.
9	Varnish Disks(top to bottom) Iso-800, 923, Y-833, after 500 hour exposure to refrigerant/lubricant plus the 24 hour air bake.
10	Varnish Disks(top to bottom) ER-610, Y-390, U-475, after 500 hour exposure to refrigerant/lubricant plus the 24 hour air bake.
11	Tested Tie Cords after 500 hour exposure to refrigerant lubricant plus the 24 hour air bake.
12	Sleeving(top to bottom) Nomex/Mylar, Mylar and Nomex after 500 hour exposure to refrigerant-lubricant plus the 24 hour air bake.
13	Tapes(top to bottom) Glass, Polyester and Permacel after 500 hour exposure to refrigerant-lubricant plus the 24 hour air bake.
14	Lead Wires after 500 hour exposure to refrigerant-lubricant plus the 24 hour air bake.
15	Sheet Insulation(top to bottom)Melinex, Nomex-Mica, Nomex, after 500 hour exposure to refrigerant/lubricant plus a 24 hour air bake.
16	Sheet Insulation(top to bottom) Mylar, Dacron/Mylar/Dacron, Nomex/Mylar/Nomex after 500 hour exposure to refrigerant lubricant plus a 24 hour air bake.




**Photograph #1(above)**  
**Photograph #2(below)**



**Photograph #3(above)**  
**Photograph #4(below)**








**Photograph #5(above)**  
**Photograph #6(below)**



**Photograph #7(above)**  
**Photograph #8(below)**







**Photograph #9(above)**  
**Photograph #10(below)**




**Photograph #11(above)**  
**Photograph #12(below)**





**Photograph #13(above)**  
**Photograph #14(below)**



**Photograph #15(above)**  
**Photograph #16(below)**

