



2111 Wilson Boulevard Suite 500 Arlington VA 22201-3001 USA
 Phone 703 524 8800 | Fax 703 562 1942
 www.ahrinet.org

February 14, 2014

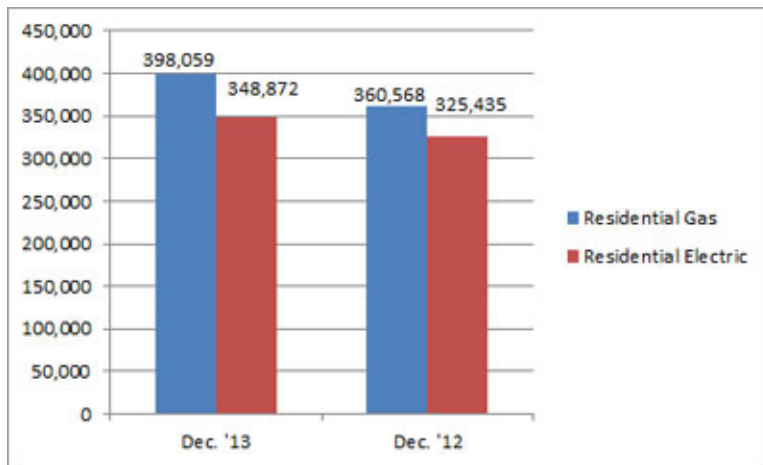
Contact: [Monica Cardenas](#), AHRI Director, Communications

Phone: 703.600.0377

AHRI Releases December 2013 U.S. Heating and Cooling Equipment Shipment Data

Residential Storage Water Heaters

U.S. shipments of residential gas storage water heaters for December 2013 increased 10.4 percent, to 398,059 units, up from 360,568 units shipped in December 2012. Residential electric storage water heater shipments increased 7.2 percent in December 2013, to 348,872 units, up from 325,435 units shipped in December 2012.



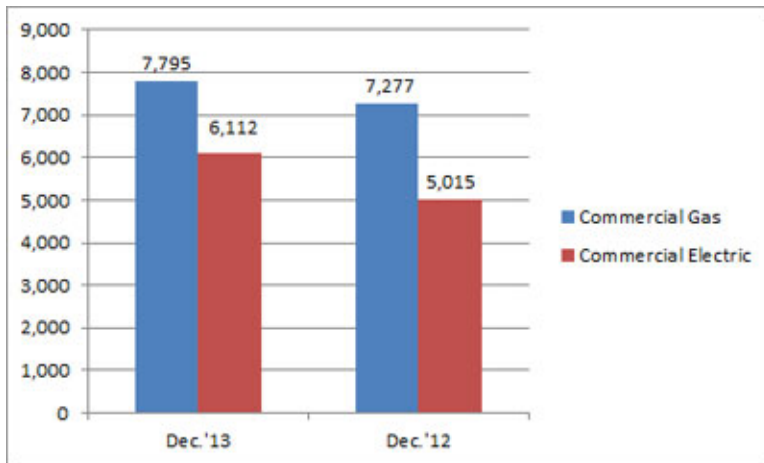
For the year-to-date, U.S. shipments of residential gas storage water heaters increased 8.1 percent, to 4,282,104, compared to 3,959,444 units shipped during the same period in 2012. Residential electric storage water heater shipments increased 7.4 percent year-to-date, to 4,008,478 units, compared to 3,733,988 units shipped during the same period in 2012.

Year-to-Date

Storage Water Heaters	Dec. '13 YTD	Dec. '12 YTD	%Chg.
Residential Storage Gas	4,282,104	3,959,444	+8.1
Residential Storage Electric	4,008,478	3,733,988	+7.4

Commercial Storage Water Heaters

Commercial gas storage water heater shipments increased 7.1 percent in December 2013, to 7,795 units, up from 7,277 units shipped in December 2012. Commercial electric storage water heater shipments increased 21.9 percent in December 2013, to 6,112 units, up from 5,015 units shipped in December 2012.



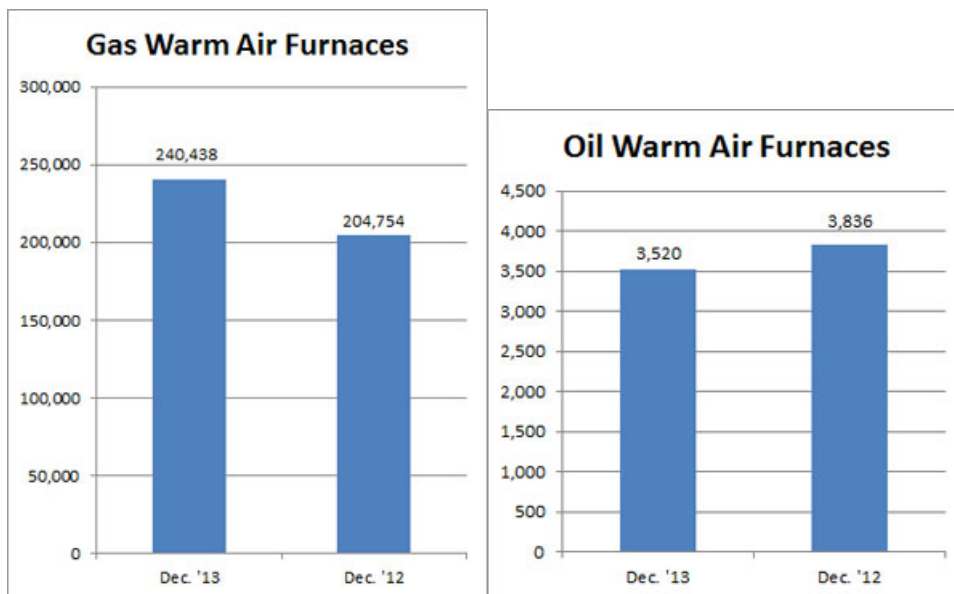
Year-to-date U.S. shipments of commercial gas storage water heaters increased 10.0 percent, to 88,539 units, compared with 80,490 units shipped during the same period in 2012. Year-to-date commercial electric storage water heater shipments increased 2.8 percent to 69,160 units, up from 67,265 units shipped during the same period in 2012.

Year-to-Date

Storage Water Heaters	Dec.'13 YTD	Dec.'12 YTD	%Chg.
Commercial Storage Gas	88,539	80,490	+10.0
Commercial Storage Electric	69,160	67,265	+2.8

Warm Air Furnaces

U.S. shipments of gas warm air furnaces for December 2013 increased 17.4 percent, to 240,438 units, up from 204,754 units shipped in December 2012. Oil warm air furnace shipments decreased 8.2 percent, to 3,520 units in December 2013, down from 3,836 units shipped in December 2012.



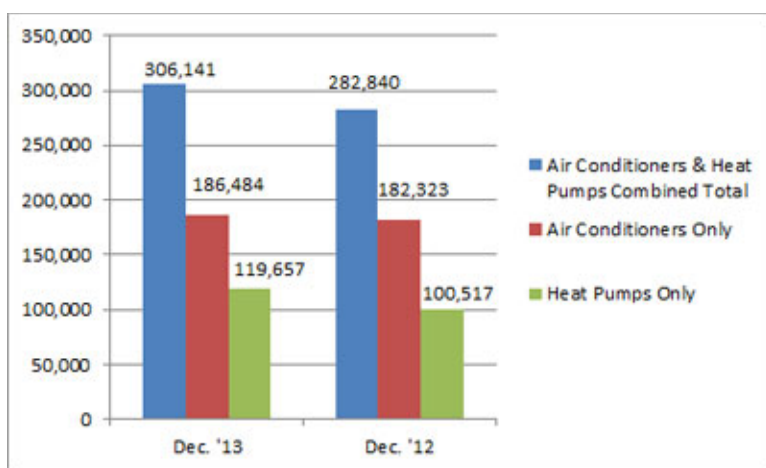
Year-to-date U.S. shipments of gas warm air furnaces increased 16.0 percent, to 2,601,760 units, compared with 2,243,397 units shipped during the same period in 2012. Year-to-date U.S. shipments of oil warm air furnaces decreased 10.7 percent to 32,144, compared with 35,980 units shipped during the same period in 2012.

Year-to-Date

	Dec. '13 YTD	Dec. '12 YTD	% Chg.
Gas Warm Air Furnaces	2,601,760	2,243,397	+16.0
Oil Warm Air Furnaces	32,144	35,980	-10.7

Central Air Conditioners and Air-Source Heat Pumps

U.S. shipments of central air conditioners and air-source heat pumps totaled 306,141 units in December 2013, up 8.2 percent from 282,840 units shipped in December 2012. U.S. shipments of air conditioners increased 2.3 percent, to 186,484 units, up from 182,323 units shipped in December 2012. U.S. shipments of air-source heat pumps increased 19.0 percent, to 119,657 units, up from 100,517 units shipped in December 2012.



Year-to-date combined shipments of central air conditioners and air-source heat pumps increased 9.9 percent, to 6,169,700 units, up from 5,613,665 units shipped in December 2012. Year-to-date shipments of central air conditioners increased 7.3 percent, to 4,201,068 units, up from 3,915,869 units shipped during the same period in 2012. The year-to-date total for heat pump shipments increased 16.0 percent, to 1,968,632 units, up from 1,697,796 units shipped during the same period in 2012.

Year-to-Date

	Dec. '13 YTD	Dec. '12 YTD	% Chg.
Air Conditioners & Heat Pumps	6,169,700	5,613,665	+9.9
Air Conditioners Only	4,201,068	3,915,869	+7.3
Heat Pumps Only	1,968,632	1,697,796	+16.0

U.S. Manufacturers' Shipments of Central Air Conditioners and Air-Source Heat Pumps

Size Description (000) BTUH	Total	% Change from 2012
Under 16.5	9,026	+38
16.5-21.9	29,406	+16
22-26.9	58,932	+6
27-32.9	45,723	+5
33-38.9	60,668	+6
39-43.9	23,209	+8
44-53.9	33,058	+8
54-64.9	28,530	+5
65-96.9	6,476	+18
97-134.9	4,704	+10
135-184.9	3,155	+10
185-249.9	1,412	+11
250-319.9	797	+13
320-379.9	222	+4
380-539.9	317	+16
540-639.9	225	+17
640 & Over	281	-10
TOTAL	306,141	+8

NOTE: Industry figures are estimates derived from the best available figures supplied by a sample of AHRI member companies and are subject to revision. Year-to-date figures are correct as issued.

###

About AHRI

The Air-Conditioning, Heating, and Refrigeration Institute (AHRI) is the trade association representing manufacturers of air conditioning, heating, and commercial refrigeration, and water heating equipment. An internationally recognized advocate for the industry, AHRI develops standards for and certifies the performance of many of these products. AHRI's 300+ member companies manufacture quality, efficient, and innovative residential and commercial air conditioning, space heating, water heating, and commercial refrigeration equipment and components for sale in North America and around the world.