



News Release

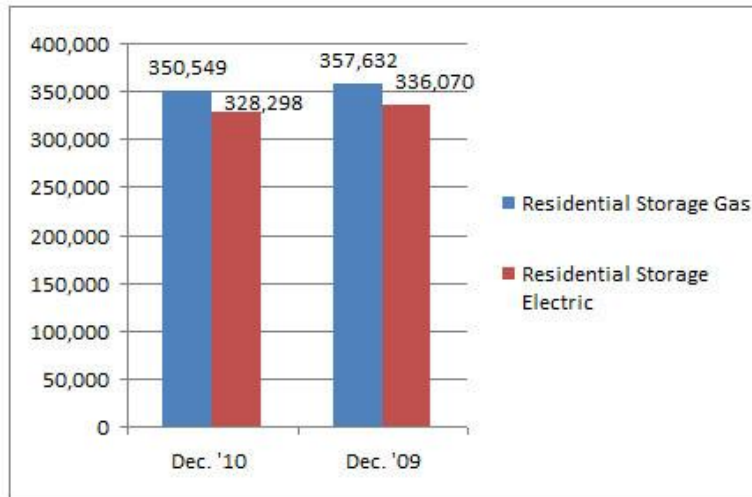
Contact: [Erinn Dumas](#), AHRI Public Affairs Representative
Phone: 703.600.0349

AHRI Releases December 2010 U.S. Heating and Cooling Equipment Shipment Data

Residential Storage Water Heaters

U.S. shipments of residential gas storage water heaters for December 2010 decreased 2 percent, to 350,549 units, down from 357,632 units shipped in December 2009. Residential electric storage water heater shipments decreased 2 percent in December 2010, to 328,298 units, down from 336,070 units shipped in December 2009.

For the year-to-date, U.S. shipments of residential gas storage water heaters increased 4 percent, to 3,918,150 units, compared to 3,760,657 units shipped during the same period in 2009. Residential electric storage water heater shipments decreased 0.4 percent year-to-date, to 3,736,597 units, compared to 3,751,994 units shipped during the same period in 2009.



Year-to-Date

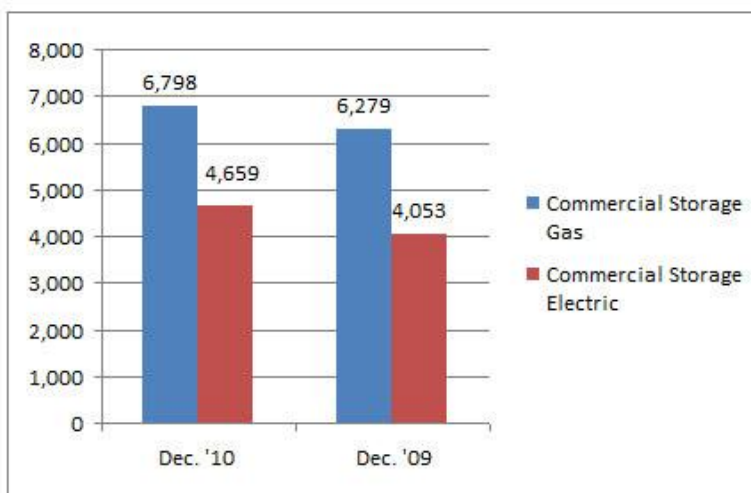
Storage Water Heaters	Dec. '10 YTD	Dec. '09 YTD	%Chg.
Residential Storage Gas	3,918,150	3,760,657	+4
Residential Storage Electric	3,736,597	3,751,994	-0.4

Commercial Storage Water Heaters

Commercial gas storage water heater shipments increased 8 percent in December 2010, to 6,798 units, up from 6,279 units shipped in December 2009. Commercial electric storage water heater shipments increased 15 percent in December 2010, to 4,659 units, up from 4,053 units shipped in December 2009.

Year-to-date U.S. shipments of commercial gas storage water heaters increased 4 percent, to 78,614 units, compared with 75,487 units shipped during the same period in 2009. Year-to-date commercial

electric storage water heater shipments increased 5 percent to 58,349 units, up from 55,625 units shipped during the same period in 2009.



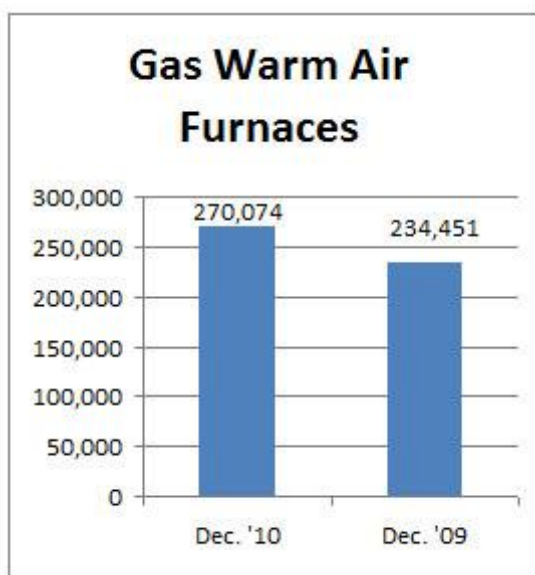
Year-to-Date

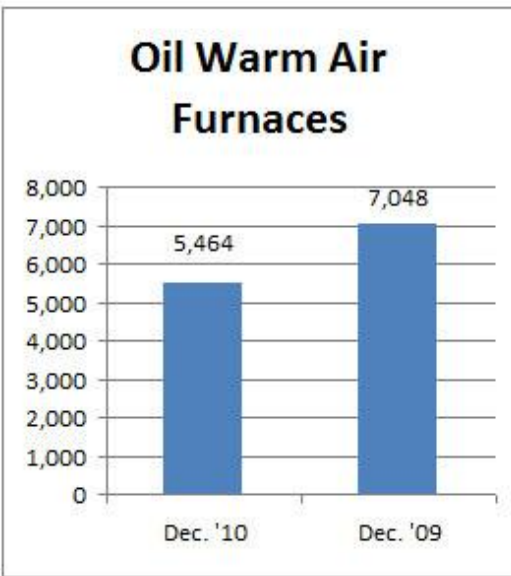
Storage Water Heaters	Dec. '10 YTD	Dec. '09 YTD	%Chg.
Commercial Storage Gas	78,614	75,487	+4
Commercial Storage Electric	58,349	55,625	+5

Warm Air Furnaces

U.S. shipments of gas warm air furnaces for December 2010 increased 15 percent, to 270,074 units, up from 234,451 units shipped in December 2009. Oil warm air furnace shipments decreased 23 percent, to 5,464 units in December 2010, down from 7,048 units shipped in December 2009.

Year-to-date U.S. shipments of gas warm air furnaces increased 13 percent, to 2,453,279 units, compared with 2,174,528 units shipped during the same period in 2009. Year-to-date U.S. shipments of oil warm air furnaces increased 2 percent to 56,445 units, compared with 55,619 units shipped during the same period in 2009.





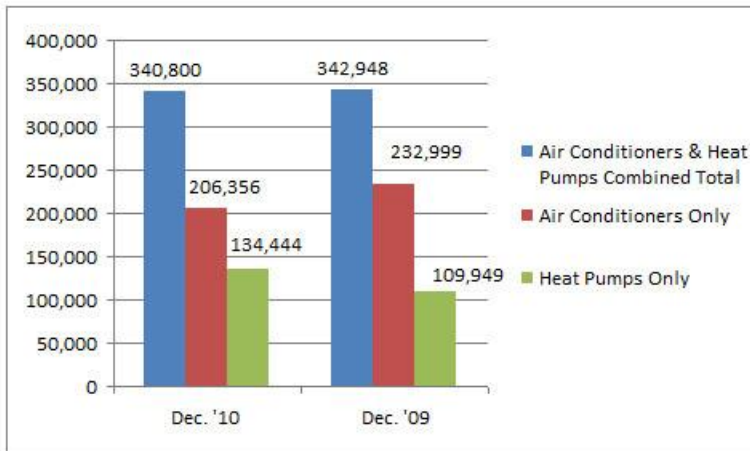
Year-to-Date

	Dec. '10 YTD	Dec. '09 YTD	%Chg.
Gas Warm Air Furnaces	2,453,279	2,174,528	+13
Oil Warm Air Furnaces	56,445	55,619	+1.5

Central Air Conditioners and Air-Source Heat Pumps

U.S. shipments of central air conditioners and air-source heat pumps totaled 340,800 units in December 2010, remained relatively unchanged, from 342,948 units shipped in December 2009. U.S. shipments of air conditioners decreased 11 percent, to 206,356 units, down from 232,999 units shipped in December 2009. U.S. shipments of air-source heat pumps increased 22 percent, to 134,444 units, up from 109,949 units shipped in December 2009.

Year-to-date combined shipments of residential central air conditioners and air-source heat pumps increased 0.2 percent, to 5,167,485 units, up from a total of 5,157,712 units shipped in December 2009. Year-to-date shipments of central air conditioners decreased 3 percent, to 3,419,506 units, down from 3,515,648 units shipped during the same period in 2009. The year-to-date total for heat pump shipments increased 7 percent, to 1,747,979 units, up from 1,642,064 units shipped during the same period in 2009.



Year-to-Date

	Dec. '10 YTD	Dec. '09 YTD	% Chg.
Air Conditioners & Heat Pumps Combined Total	5,167,485	5,157,712	+0.2
Air Conditioners Only	3,419,506	3,515,648	-3
Heat Pumps Only	1,747,979	1,642,064	+7

U.S. Manufacturers' Shipments of Central Air Conditioners and Air-Source Heat Pumps

Size Description (000) BTUH	Total	% Change from 2009
Under 16.5	4,746	-22
16.5-21.9	22,794	-22
22-26.9	64,157	-17
27-32.9	52,491	-2
33-38.9	76,913	+7
39-43.9	28,449	+19
44-53.9	41,674	+22
54-64.9	32,069	+5
65-96.9	6,002	+10
97-134.9	4,728	+13
135-184.9	3,399	+9
185-249.9	1,581	+26
250-319.9	775	+19
320-379.9	336	+15
380-539.9	285	+46
540-639.9	176	+30
640 & Over	225	+50
TOTAL	340,800	0

***NOTE: Industry figures are estimates derived from the best available figures supplied by a sample of AHRI member companies and are subject to revision.**

About AHRI

The Air-Conditioning, Heating, and Refrigeration Institute (AHRI) is the trade association representing manufacturers of air conditioning, heating and commercial refrigeration equipment. An internationally recognized advocate for the industry, AHRI develops standards for and certifies the performance of many of these products. AHRI's 300 member companies account for more than 90 percent of the residential and commercial air conditioning, space heating, water heating, and commercial refrigeration equipment manufactured and sold in North America.

###