

April 13, 2018

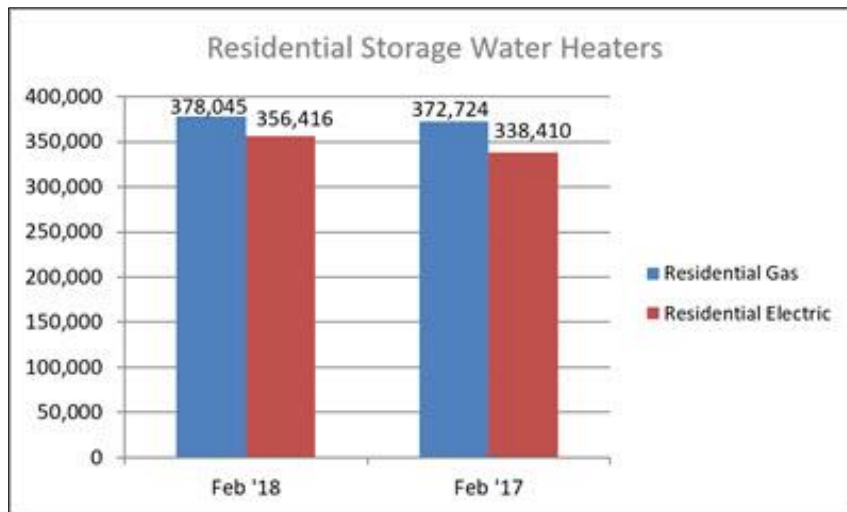
Contact: [Adam Carey](#), Communications Coordinator

Phone: 703.600.0310

AHRI Releases February 2018 U.S. Heating and Cooling Equipment Shipment Data

Residential Storage Water Heaters

U.S. shipments of residential gas storage water heaters for February 2018 increased 1.4 percent, to 378,045 units, up from 372,724 units shipped in February 2017. Residential electric storage water heater shipments increased 5.3 percent in February 2018, to 356,416 units, up from 338,410 units shipped in February 2017.

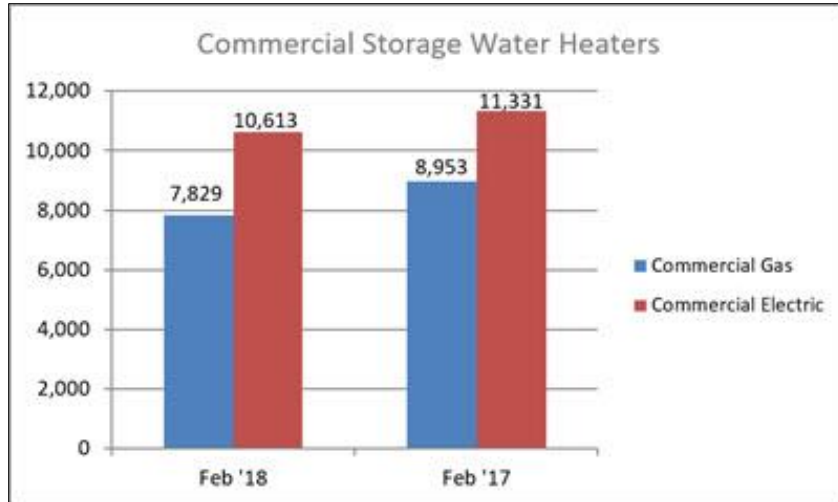


Year-to-date U.S. shipments of residential gas storage water heaters increased 4.5 percent, to 765,990, compared to 732,857 shipped during that same period in 2017. Residential electric storage water heater shipments increased 2.6 percent year-to-date, to 713,781 units, compared to 695,804 shipped during the same period in 2017.

Year-to-Date	Feb '18 YTD	Feb '17 YTD	%CHG.
Storage Water Heaters			
Residential Storage Gas	765,990	732,857	+4.5
Residential Storage Electric	713,781	695,804	+2.6

Commercial Storage Water Heaters

Commercial gas storage water heater shipments decreased 12.6 percent in February 2018, to 7,829 units, down from 8,953 units shipped in February 2017. Commercial electric storage water heater shipments decreased 6.3 percent in February 2018, to 10,613 units, down from 11,331 units shipped in February 2017.

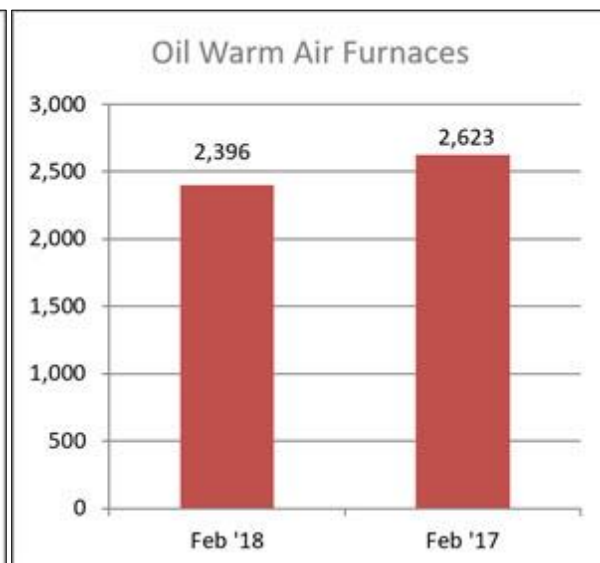
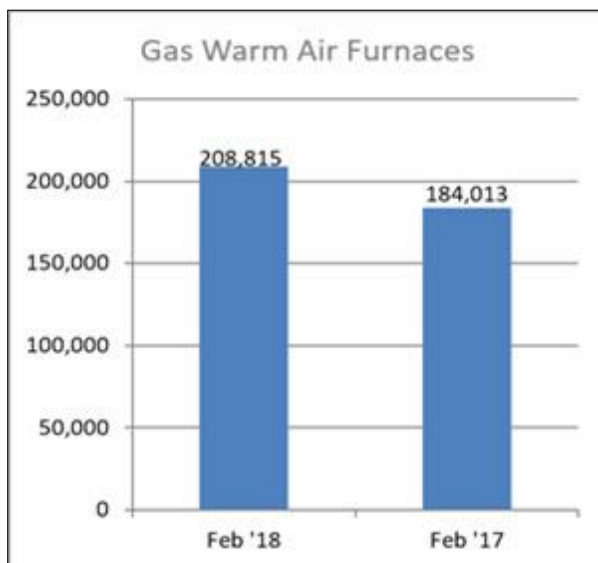


Year-to-date U.S. shipments of commercial gas storage water heaters decreased 1.7 percent, to 15,514 units, compared with 15,785 units shipped during the same period in 2017. Year-to-date commercial electric storage water heater shipments decreased 2 percent, to 21,442 units, down from 21,876 units shipped during the same period in 2017.

<i>Year-to-Date</i>	Feb '18 YTD	Feb '17 YTD	%Chg.
Commercial Storage Gas	15,514	15,785	-1.7
Commercial Storage Electric	21,442	21,876	-2.0

Warm Air Furnaces

U.S. shipments of gas warm air furnaces for February 2018 increased 13.5 percent, to 208,815 units, up from 184,013 units shipped in February 2017. Oil warm air furnace shipments decreased 8.7 percent, to 2,396 units in February 2018, down from 2,623 units shipped in February 2017.

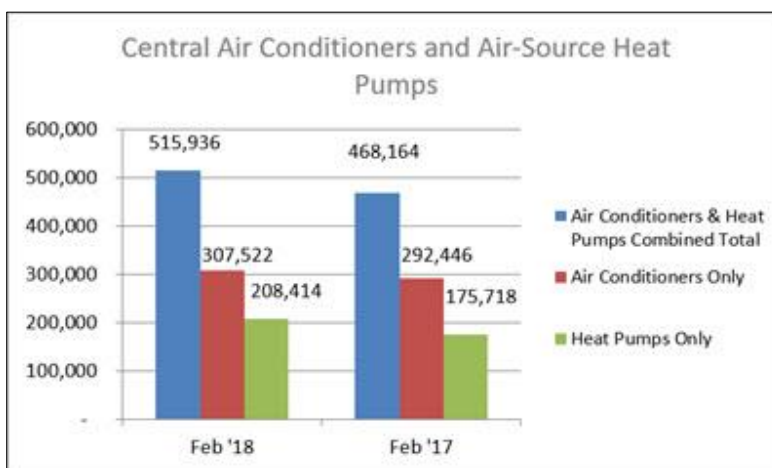


Year-to-date U.S. shipments of gas warm air furnaces increased 13.4 percent, to 471,559 units, compared with 416,010 units shipped during the same period in 2017. Year-to-date U.S. shipments of oil warm air furnaces increased .5 percent, to 5,622 units, compared with 5,593 units shipped during the same period in 2017.

<i>Year-to-Date</i>			
	Feb '18 YTD	Feb '17 YTD	% Chg.
Gas Warm Air Furnaces	471,559	416,010	+13.4
Oil Warm Air Furnaces	5,622	5,593	+0.5

Central Air Conditioners and Air-Source Heat Pumps

U.S. shipments of central air conditioners and air-source heat pumps totaled 515,936 units in February 2018, up 10.2 percent from 468,164 units shipped in February 2017. U.S. shipments of air conditioners increased 5.2 percent, to 307,522 units, up from 292,446 units shipped in February 2017. U.S. shipments of air-source heat pumps increased 18.6 percent, to 208,414 units, up from 175,718 units shipped in February 2017.



Year-to-date combined shipments of central air conditioners and air-source heat pumps increased 7.2 percent, to 998,607, up from 931,226 units shipped in February 2017. Year-to-date shipments of central air conditioners increased 1.8 percent, to 574,379 units, up from 564,400 units shipped during the same period in 2017. The year-to-date total for heat pump shipments increased 15.6 percent, to 424,228, up from 366,826 units shipped during the same period in 2017.

<i>Year-to-Date</i>			
	Feb '18 YTD	Feb '17 YTD	% Chg.
Air Conditioners & Heat Pumps	998,607	931,226	+7.2
Air Conditioners Only	574,379	564,400	+1.8
Heat Pumps Only	424,228	366,826	+15.6

U.S. Manufacturers' Shipments of Central Air Conditioners and Air-Source Heat Pumps

Month			YTD		
Size Description (000) BTUH	Total	% Change from 2016	Size Description (000) BTUH	Total	% Change from 2016
Under 16.5	17,005	+4.6	Under 16.5	39,074	+13.8
16.5-21.9	49,950	-18.4	16.5-21.9	95,396	-18.9
22-26.9	100,148	+13.5	22-26.9	192,183	+10.1
27-32.9	79,854	+17.8	27-32.9	151,592	+12.8
33-38.9	105,123	+14.6	33-38.9	204,423	+11.2
39-43.9	38,613	+17.8	39-43.9	75,934	+14.2
44-53.9	59,723	+23.6	44-53.9	113,206	+15.8
54-64.9	46,247	+14.4	54-64.9	87,748	+8.0
65-96.9	7,035	-15.3	65-96.9	14,364	-8.0
97-134.9	5,134	-11.7	97-134.9	10,376	-6.3
135-184.9	3,466	+1.1	135-184.9	7,252	+7.8
185-249.9	1,538	-7.0	185-249.9	2,967	-1.5
250-319.9	931	-18.6	250-319.9	1,889	-11.8
320-379.9	320	+11.9	320-379.9	543	-5.6
380-539.9	296	+1.0	380-539.9	539	-10.3
540-639.9	242	+12.0	540-639.9	520	+16.9
640-799.9	89	-10.1	640 & Over	169	-9.6
800.0-899.9	60	+17.6	800.0-899.9	101	-4.7
900.0-999.9	57	+72.7	900.0-999.9	114	+37.3
1,000.0-1,199.9	35	+29.6	1,000.0-1,199.9	66	+24.5
1,200.0 & Over	70	+66.7	1,200.0 & Over	131	+29.7
TOTAL	515,936	+10.2	TOTAL	998,607	+7.3

BTUHs of 64.9 and below are for residential units; 65.0 and above for commercial.

NOTE: A shipment is defined as when a unit transfers ownership; a consignment is not a transfer of ownership. Industry data is aggregated from the information supplied by AHRI member companies that participate in the statistics program and can be subject to revision. Published year-to-date data is inclusive of all revisions. No other AHRI data (e.g., by state or region) is available to the general public other than that published. AHRI does not conduct any market forecasting and is not qualified to discuss market trends. For previous monthly shipment releases and historical data, please see <http://www.ahrinet.org/statistics>.

###

About AHRI

The Air-Conditioning, Heating, and Refrigeration Institute (AHRI) is the trade association representing manufacturers of air conditioning, heating, and commercial refrigeration, and water heating equipment. An internationally recognized advocate for the industry, AHRI develops standards for and certifies the performance of many of these products. AHRI's 300+ member companies manufacture quality, efficient, and innovative residential and commercial air conditioning, space heating, water heating, and commercial refrigeration equipment and components for sale in North America and around the world.