



we make life better®

2311 Wilson Boulevard Suite 400 Arlington VA 22201 USA  
 Phone 703 524 8800 | Fax 703 562 1942  
 www.ahrinet.org

August 12, 2022

Contact: [Adanna Le Gendre](#)

Phone: 703.600.0363

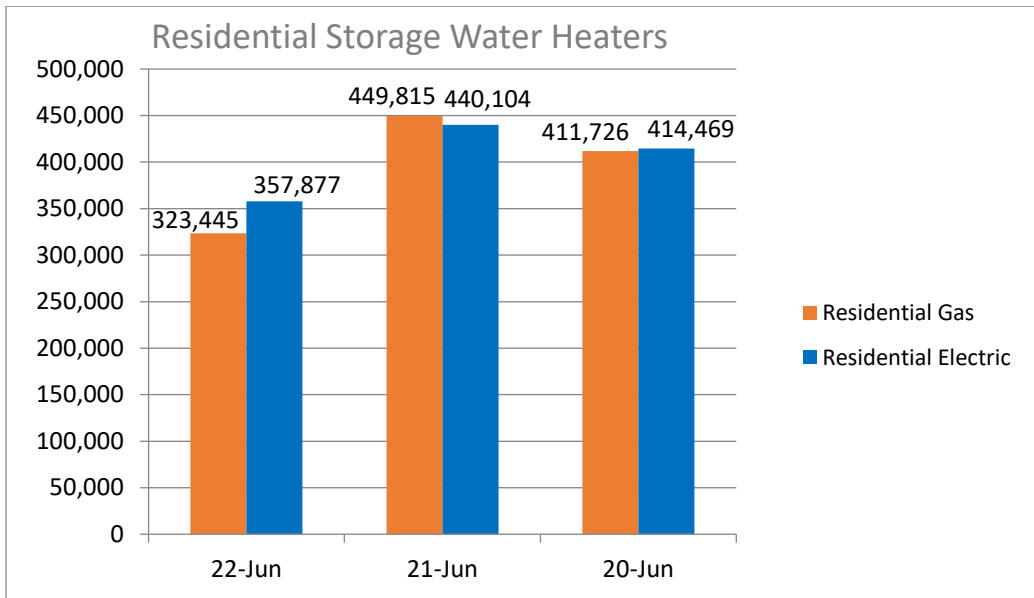
Public data is available in Excel format [here](#).

Please see our FAQs [here](#).

## AHRI Releases June 2022 U.S. Heating and Cooling Equipment Shipment Data

### Residential Storage Water Heaters

U.S. shipments of residential gas storage water heaters for June 2022 decreased 28.1 percent, to 323,445 units, down from 449,815 units shipped in June 2021. Residential electric storage water heater shipments decreased 18.7 percent in June 2022 to 357,877 units, down from 440,104 units shipped in June 2021.

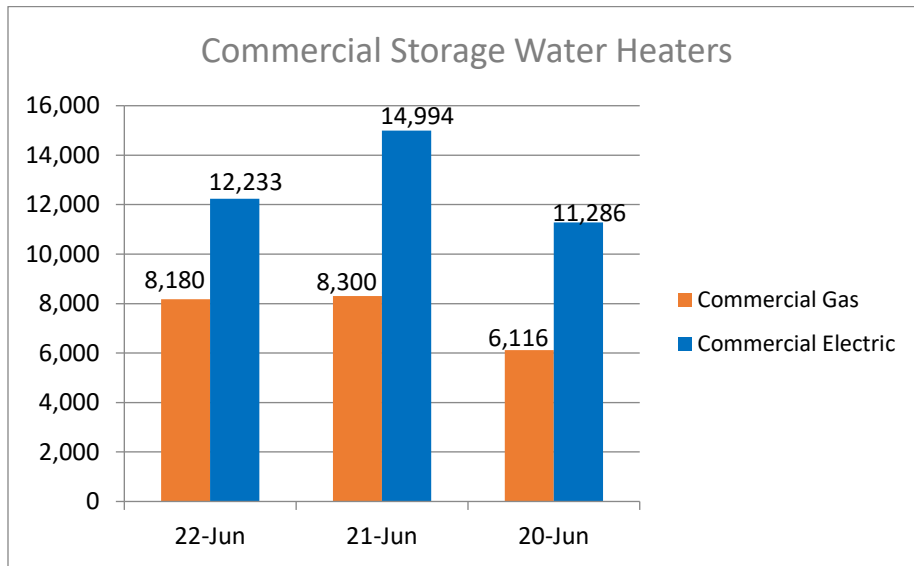


Year-to-date U.S. shipments of residential gas storage water heaters decreased 9.7 percent, to 2,232,521 compared to 2,471,772 shipped during that same period in 2021. Residential electric storage water heater shipments increased 0.2 percent year-to-date, to 2,450,936 units, compared to 2,445,529 shipped during the same period in 2021.

Year-to-Date	Jun 22 YTD	Jun 21 YTD	%CHG. (From 2021-2022)	Jun 20 YTD
<b>Residential Storage Gas</b>	2,232,521	2,471,772	-9.7	2,217,780
<b>Residential Storage Electric</b>	2,450,936	2,445,529	+0.2	2,226,268

### Commercial Storage Water Heaters

Commercial gas storage water heater shipments decreased 1.4 percent in June 2022, to 8,180 units, down from 8,300 units shipped in June 2021. Commercial electric storage water heater shipments decreased 18.4 percent in June 2022, to 12,233 units, down from 14,994 units shipped in June 2021.

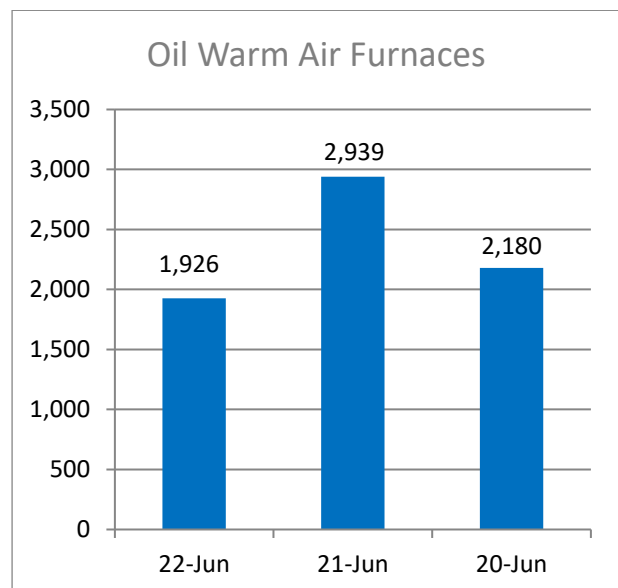
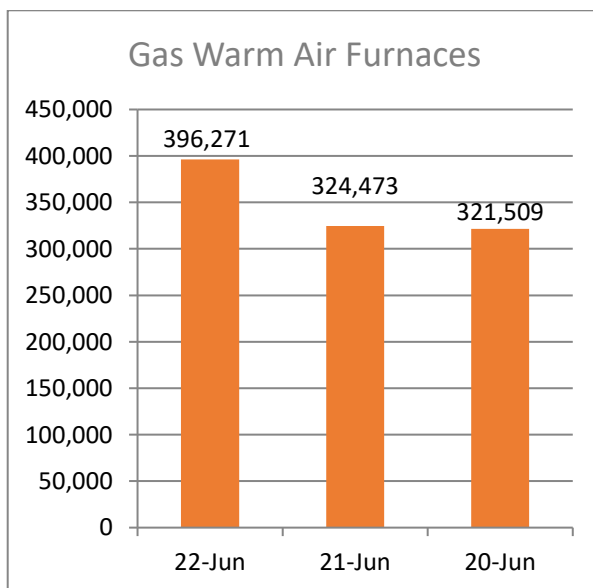


Year-to-date U.S. shipments of commercial gas storage water heaters decreased 6.5 percent, to 43,502 units, compared with 46,549 units shipped during the same period in 2021. Year-to-date commercial electric storage water heater shipments decreased 24.0 percent, to 57,758 units, down from 76,011 units shipped during the same period in 2021.

<i>Year-to-Date</i>	Jun 22 YTD	Jun 21 YTD	%CHG. (From 2021-2022)	Jun 20 YTD
<b>Commercial Storage Gas</b>	43,502	46,549	-6.5	39,867
<b>Commercial Storage Electric</b>	57,758	76,011	-24.0	69,995

### Warm Air Furnaces

U.S. shipments of gas warm air furnaces for June 2022 increased 22.1 percent, to 396,271 units, up from 324,473 units shipped in June 2021. Oil warm air furnace shipments decreased 34.5 percent, to 1,926 units in June 2022, down from 2,939 units shipped in June 2021.

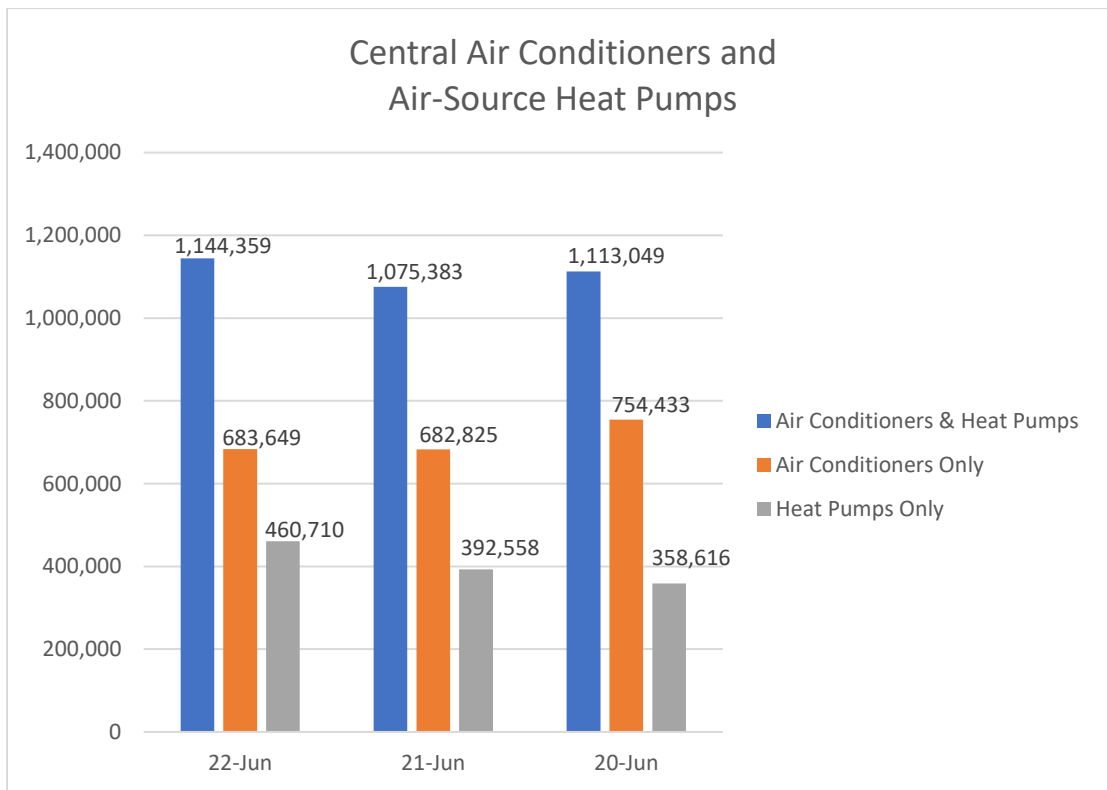


Year-to-date U.S. shipments of gas warm air furnaces decreased 1.5 percent, to 2,004,958 units, compared with 2,036,226 units shipped during the same period in 2021. Year-to-date U.S. shipments of oil warm air furnaces decreased 17.1 percent, to 13,555 units, compared with 16,342 units shipped during the same period in 2021.

<i>Year-to-Date</i>				
	<b>Jun 22 YTD</b>	<b>Jun 21 YTD</b>	<b>%CHG. (From 2021-2022)</b>	<b>Jun 20 YTD</b>
<b>Gas Warm Air Furnaces</b>	2,004,958	2,036,226	-1.5	1,368,555
<b>Oil Warm Air Furnaces</b>	13,555	16,342	-17.1	10,934

### Central Air Conditioners and Air-Source Heat Pumps

U.S. shipments of central air conditioners and air-source heat pumps totaled 1,144,359 units in June 2022, up 6.4 percent from 1,075,383 units shipped in June 2021. U.S. shipments of air conditioners increased 0.1 percent, to 683,649 units, up from 682,825 units shipped in June 2021. U.S. shipments of air-source heat pumps increased 17.4 percent, to 460,710 units, up from 392,558 units shipped in June 2021.



Year-to-date combined shipments of central air conditioners and air-source heat pumps increased 4.0 percent, to 5,542,560 units, up from 5,330,426 units shipped during the same period in 2021. Year-to-date shipments of central air conditioners increased 1.9 percent, to 3,338,316 units, up from 3,276,376 units shipped during the same period in 2021. The year-to-date total for heat pump shipments increased 7.3 percent, to 2,204,244, up from 2,054,050 units shipped during the same period in 2021.

<i>Year-to-Date</i>				
	<b>Jun 22 YTD</b>	<b>Jun 21 YTD</b>	<b>%CHG. (From 2021-2022)</b>	<b>Jun 20 YTD</b>
<b>Air Conditioners &amp; Heat Pumps Combined Total</b>	5,542,560	5,330,426	+4.0	4,475,871
<b>Air Conditioners Only</b>	3,338,316	3,276,376	+1.9	2,856,097
<b>Heat Pumps Only</b>	2,204,244	2,054,050	+7.3	1,619,774

## U.S. Manufacturers' Shipments of Central Air Conditioners and Air-Source Heat Pumps

Month			
Size Description (000) BTUH	2022 Total	% Change from 2021	2020 Total
Under 16.5	55,019	+10.8	34,746
16.5-21.9	107,067	+19.7	93,964
22-26.9	224,697	-0.8	217,811
27-32.9	175,660	-2.5	191,719
33-38.9	241,937	+5.7	247,859
39-43.9	87,253	+16.9	86,220
44-53.9	126,662	+13.7	125,656
54-64.9	100,009	+19.8	89,647
65-96.9	9,043	-18.0	8,805
97-134.9	7,788	-8.8	6,745
135-184.9	4,404	-25.1	4,542
185-249.9	2,032	-15.8	2,128
250-319.9	1,548	-25.3	1,789
320-379.9	319	-22.8	422
380-539.9	300	-19.1	393
540-639.9	289	+19.9	266
640-799.9	100	-23.1	105
800.0-899.9	76	+76.7	62
900.0-999.9	55	-5.2	44
1,000.0-1,199.9	25	-46.8	56
1,200.0 & Over	76	-29.0	70
<b>TOTAL</b>	<b>1,144,359</b>	<b>+6.4</b>	<b>1,113,049</b>

YTD			
Size Description (000) BTUH	2022 Total	% Change from 2021	2020 Total
Under 16.5	228,459	-8.5	164,737
16.5-21.9	525,183	+7.2	419,196
22-26.9	1,101,320	+2.5	892,169
27-32.9	871,759	+2.3	722,337
33-38.9	1,187,839	+4.7	958,759
39-43.9	418,924	+5.5	338,504
44-53.9	610,626	+6.7	495,320
54-64.9	464,147	+10.5	362,640
65-96.9	47,522	-6.5	42,901
97-134.9	37,583	-2.2	31,623
135-184.9	22,984	-3.1	21,873
185-249.9	10,531	+0.7	9,958
250-319.9	8,787	-7.7	7,919
320-379.9	1,636	-13.1	1,940
380-539.9	1,689	-7.6	1,962
540-639.9	1,529	+22.4	1,607
640 & Over	608	-8.3	668
800.0-899.9	332	+33.9	445
900.0-999.9	369	-1.6	456
1,000.0-1,199.9	203	+8.6	318
1,200.0 & Over	530	-1.5	539
<b>TOTAL</b>	<b>5,542,560</b>	<b>+4.0</b>	<b>4,475,871</b>

### Notes and FAQs

A shipment is defined as when a unit transfers ownership; a consignment is not a transfer of ownership. Industry data is aggregated from the information supplied by AHRI member companies that participate in the statistics program and can be subject to revision. Published year-to-date data is inclusive of all revisions. No other AHRI data (e.g., by state or region) is available to the public other than that published. AHRI does not conduct any market forecasting and is not qualified to discuss market trends. BTUHs of 64.9 and below are for residential units; 65.0 and above for commercial. For previous monthly shipment releases and historical data, please see <http://www.ahrinet.org/statistics>.

1. How do my colleagues subscribe to the report?

Go to <http://www.ahrinet.org/statistics> and click on Subscribe.

2. Does this data represent shipments to the United States only or are shipments outside of the United States included?

This data represents shipments to customers in the United States only.

3. Do you provide U.S. data by state?

That data is not available publicly.

4. Is historical data available in Excel?

It is available monthly reflecting exactly the data presented in the monthly public release.

5. Can I purchase additional industry data from AHRI?

No, AHRI Statistics data are not for sale.

6. How much of the industry does the data represent?

Although we cannot get into specifics about how much of the industry the data represents, in general, AHRI is one of the largest trade associations in the nation, representing more than 300 heating, water heating, ventilation, air conditioning and commercial refrigeration manufacturers within the global HVACR industry. AHRI's 300+ member companies account for more than 90 percent of the residential and commercial air conditioning, space heating, water heating, and commercial refrigeration equipment manufactured and sold in North America.

###

### About AHRI

The Air-Conditioning, Heating, and Refrigeration Institute (AHRI) is the trade association representing manufacturers of air conditioning, heating, and commercial refrigeration, and water heating equipment. An internationally recognized advocate for the industry, AHRI develops standards for and certifies the performance of many of these products. AHRI's 300+ member companies manufacture quality, efficient, and innovative residential and commercial air conditioning, space heating, water heating, and commercial refrigeration equipment and components for sale in North America and around the world.