



2111 Wilson Boulevard Suite 500 Arlington VA 22201-3001 USA  
 Phone 703 524 8800 | Fax 703 562 1942  
 www.ahrinet.org

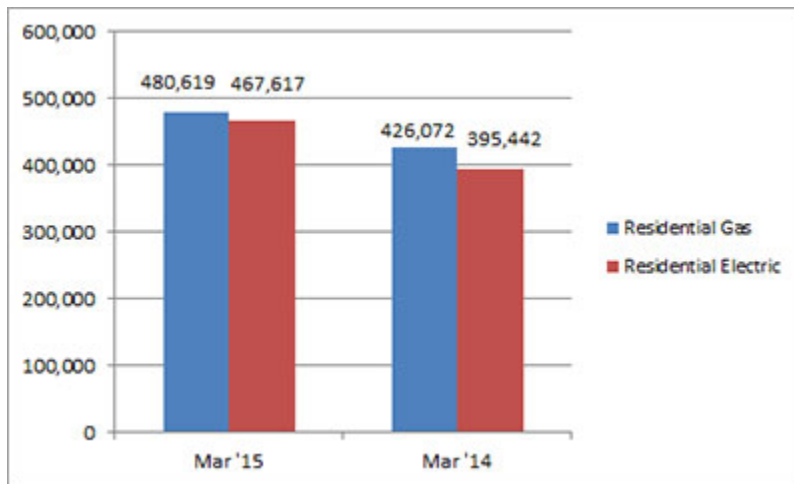
May 13, 2015

**Contact:** [Nicole Snyder](#), AHRI Communications Specialist  
**Phone:** 703.600.0310

## AHRI Releases March 2015 U.S. Heating and Cooling Equipment Shipment Data

### Residential Storage Water Heaters

U.S. shipments of residential gas storage water heaters for March 2015 increased 12.8 percent, to 480,619 units, up from 426,072 units shipped in March 2014. Residential electric storage water heater shipments increased 18.3 percent in March 2015, to 467,617 units, up from 395,442 units shipped in March 2014.



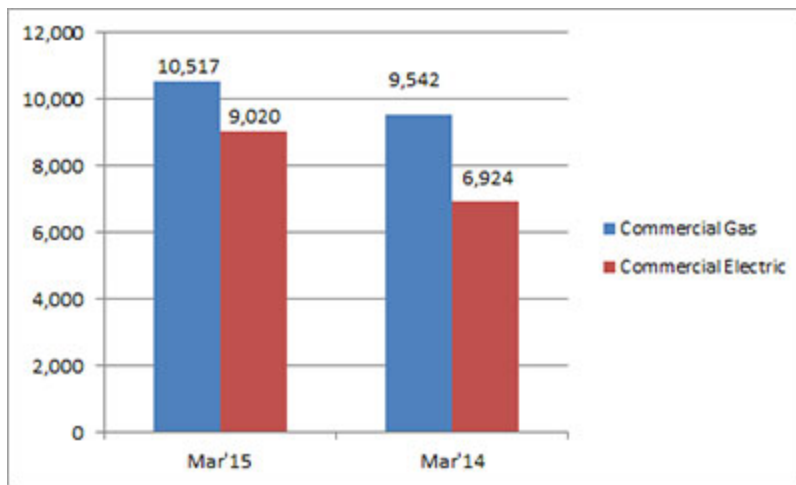
For the year-to-date, U.S. shipments of residential gas storage water heaters increased 10.0 percent, to 1,278,975, compared to 1,162,979 units shipped during the same period in 2014. Residential electric storage water heater shipments increased 17.5 percent year-to-date, to 1,290,055 units, compared to 1,097,653 units shipped during the same period in 2014.

#### Year-to-Date

Storage Water Heaters	Mar '15 YTD	Mar '14 YTD	%Chg.
Residential Storage Gas	1,278,975	1,162,979	+10.0
Residential Storage Electric	1,290,055	1,097,653	+17.5

### Commercial Storage Water Heaters

Commercial gas storage water heater shipments increased 10.2 percent in March 2015, to 10,517 units, up from 9,542 units shipped in March 2014. Commercial electric storage water heater shipments increased 30.3 percent in March 2015, to 9,020 units, up from 6,924 units shipped in March 2014.



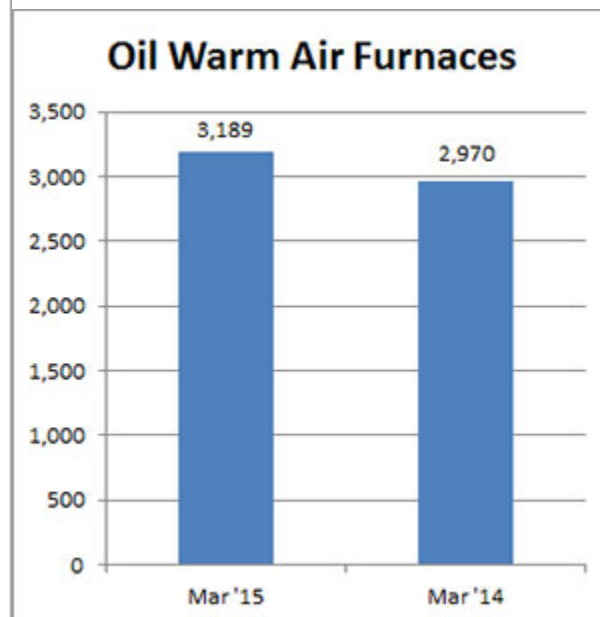
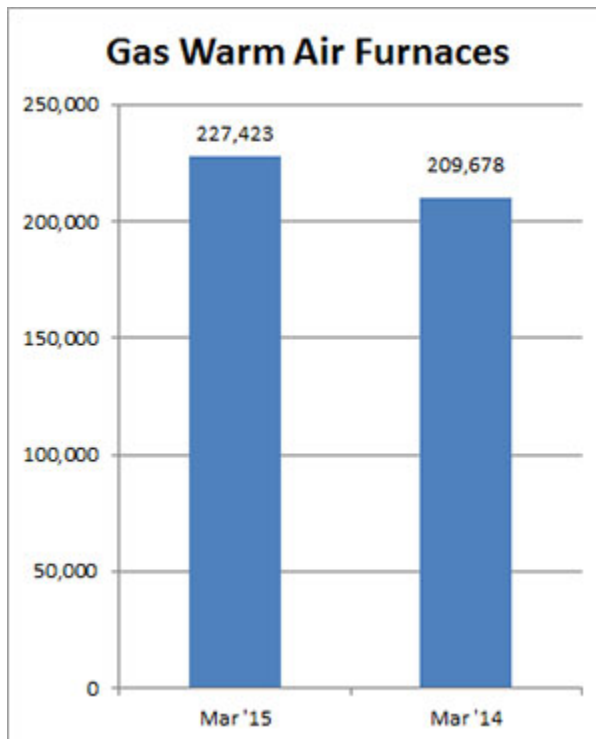
Year-to-date U.S. shipments of commercial gas storage water heaters increased 12.6 percent, to 27,820 units, compared with 24,705 units shipped during the same period in 2014. Year-to-date commercial electric storage water heater shipments increased 19.7 percent to 21,725 units, up from 18,145 units shipped during the same period in 2014.

*Year-to-Date*

Storage Water Heaters	Mar'15 YTD	Mar'14 YTD	%Chg.
Commercial Storage Gas	27,820	24,705	+12.6
Commercial Storage Electric	21,725	18,145	+19.7

**Warm Air Furnaces**

U.S. shipments of gas warm air furnaces for March 2015 increased 8.5 percent, to 227,423 units, up from 209,678 units shipped in March 2014. Oil warm air furnace shipments increased 7.4 percent, to 3,189 units in March 2015, up from 2,970 units shipped in March 2014.



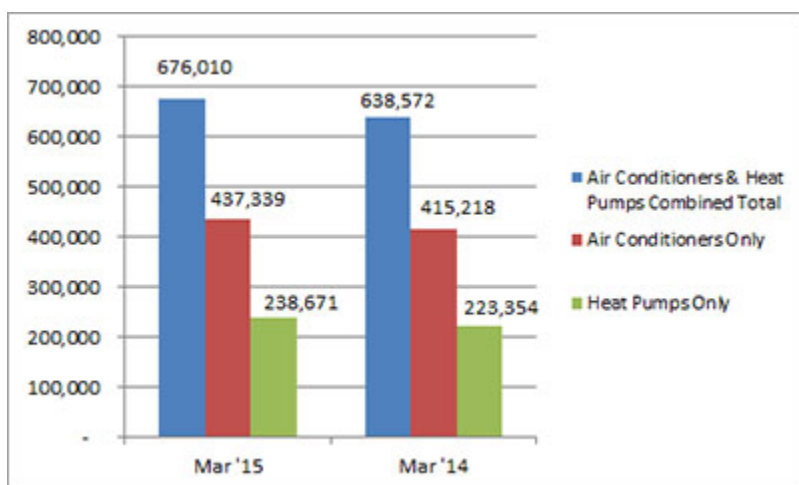
Year-to-date U.S. shipments of gas warm air furnaces decreased 0.3 percent, to 598,487 units, compared with 600,467 units shipped during the same period in 2014. Year-to-date U.S. shipments of oil warm air furnaces increased 13.0 percent to 8,574, compared with 7,585 units shipped during the same period in 2014.

*Year-to-Date*

	Mar '15 YTD	Mar '14 YTD	% Chg.
Gas Warm Air Furnaces	598,487	600,467	-0.3
Oil Warm Air Furnaces	8,574	7,585	+13.0

**Central Air Conditioners and Air-Source Heat Pumps**

U.S. shipments of central air conditioners and air-source heat pumps totaled 676,010 units in March 2015, up 5.9 percent from 638,572 units shipped in March 2014. U.S. shipments of air conditioners increased 5.3 percent, to 437,339 units, up from 415,218 units shipped in March 2014. U.S. shipments of air-source heat pumps increased 6.9 percent, to 238,671 units, up from 223,354 units shipped in March 2014.



Year-to-date combined shipments of central air conditioners and air-source heat pumps increased 16.0 percent, to 1,631,420 units, up from 1,406,017 units shipped in March 2014. Year-to-date shipments of central air conditioners increased 17.1 percent, to 1,021,179 units, up from 871,826 units shipped during the same period in 2014. The year-to-date total for heat pump shipments increased 14.2 percent, to 610,241 units, up from 534,191 units shipped during the same period in 2014.

*Year-to-Date*

	Mar '15 YTD	Mar '14 YTD	% Chg.
Air Conditioners & Heat Pumps	1,631,420	1,406,017	+16.0
Air Conditioners Only	1,021,179	871,826	+17.1
Heat Pumps Only	610,241	534,191	+14.2

## U.S. Manufacturers' Shipments of Central Air Conditioners and Air-Source Heat Pumps

*Month*

Size Description (000) BTUH	Total	% Change from 2014
Under 16.5	29,612	+17
16.5-21.9	72,441	+35
22-26.9	132,968	+9
27-32.9	102,587	+4
33-38.9	133,361	+1
39-43.9	49,534	0
44-53.9	71,943	+3
54-64.9	60,102	+1
65-96.9	9,710	-6
97-134.9	6,376	-20
135-184.9	4,051	-12
185-249.9	1,409	-25
250-319.9	825	-12
320-379.9	226	-42
380-539.9	274	-1
540-639.9	204	-5
640 & Over	387	+13
<b>TOTAL</b>	<b>676,010</b>	<b>+6</b>

*Year-to-Date*

Size Description (000) BTUH	Total	% Change from 2014
Under 16.5	63,897	+27
16.5-21.9	197,777	+58
22-26.9	319,705	+19
27-32.9	245,577	+14
33-38.9	314,174	+9
39-43.9	119,545	+7
44-53.9	170,051	+10
54-64.9	144,006	+8
65-96.9	23,396	+6
97-134.9	15,194	-9
135-184.9	9,540	-3
185-249.9	3,742	-8
250-319.9	2,050	-4
320-379.9	625	-24
380-539.9	697	-5
540-639.9	539	-2
640 & Over	905	+4
<b>TOTAL</b>	<b>1,631,420</b>	<b>+16</b>

NOTE: Industry figures are estimates derived from the best available figures supplied by a sample of AHRI member companies and are subject to revision. Year-to-date figures are correct as issued.

###

### [About AHRI](#)

The Air-Conditioning, Heating, and Refrigeration Institute (AHRI) is the trade association representing manufacturers of air conditioning, heating, and commercial refrigeration, and water heating equipment. An internationally recognized advocate for the industry, AHRI develops standards for and certifies the performance of many of these products. AHRI's 300+ member companies manufacture quality, efficient, and innovative residential and commercial air conditioning, space heating, water heating, and commercial refrigeration equipment and components for sale in North America and around the world.