



2111 Wilson Boulevard Suite 500 Arlington VA 22201-3001 USA  
 Phone 703 524 8800 | Fax 703 562 1942  
 www.ahrinet.org

July 15, 2016

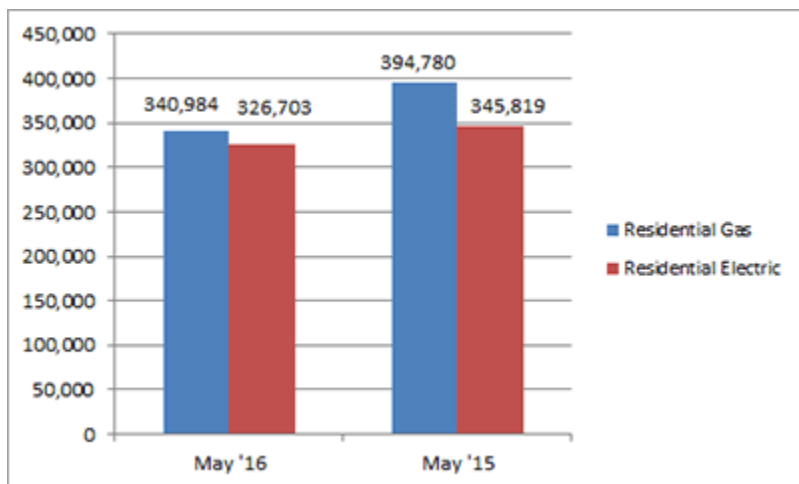
**Contact:** [Nicole Snyder](#), Communications Coordinator

**Phone:** 703.600.0310

## AHRI Releases May 2016 U.S. Heating and Cooling Equipment Shipment Data

### Residential Storage Water Heaters

U.S. shipments of residential gas storage water heaters for May 2016 decreased 13.6 percent to 340,984 units, down from 394,780 units shipped in May 2015. Residential electric storage water heater shipments decreased 5.5 percent in May 2016 to 326,703 units, down from 345,819 units shipped in May 2015.



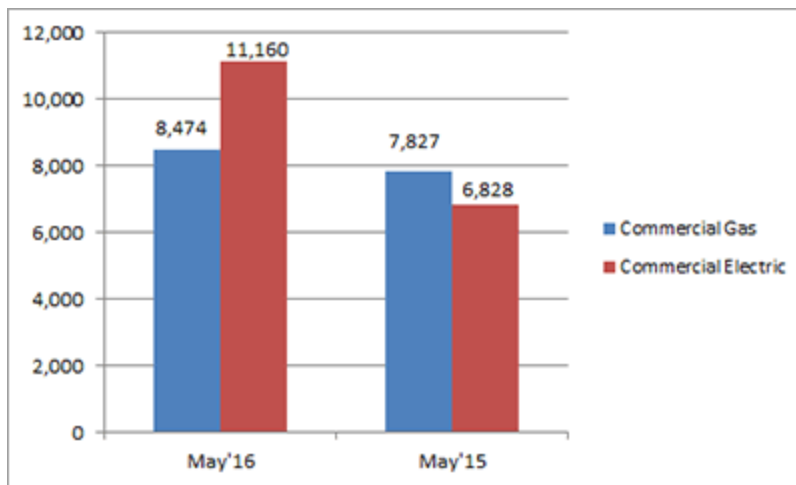
For the year-to-date, U.S. shipments of residential gas storage water heaters decreased 12.2 percent to 1,791,181, compared to 2,040,295 units shipped during the same period in 2015. Residential electric storage water heater shipments decreased 16.3 percent year-to-date to 1,665,930 units, compared to 1,991,150 units shipped during the same period in 2015.

#### Year-to-Date

Storage Water Heaters	May '16 YTD	May '15 YTD	%Chg.
Residential Storage Gas	1,791,181	2,040,295	-12.2
Residential Storage Electric	1,665,930	1,991,150	-16.3

### Commercial Storage Water Heaters

Commercial gas storage water heater shipments increased 8.3 percent in May 2016 to 8,474 units, up from 7,827 units shipped in May 2015. Commercial electric storage water heater shipments increased 63.4 percent in May 2016 to 11,160 units, up from 6,828 units shipped in May 2015.



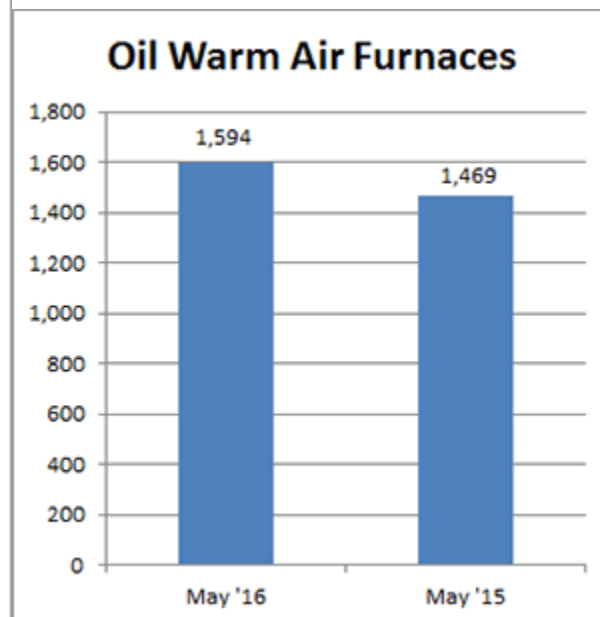
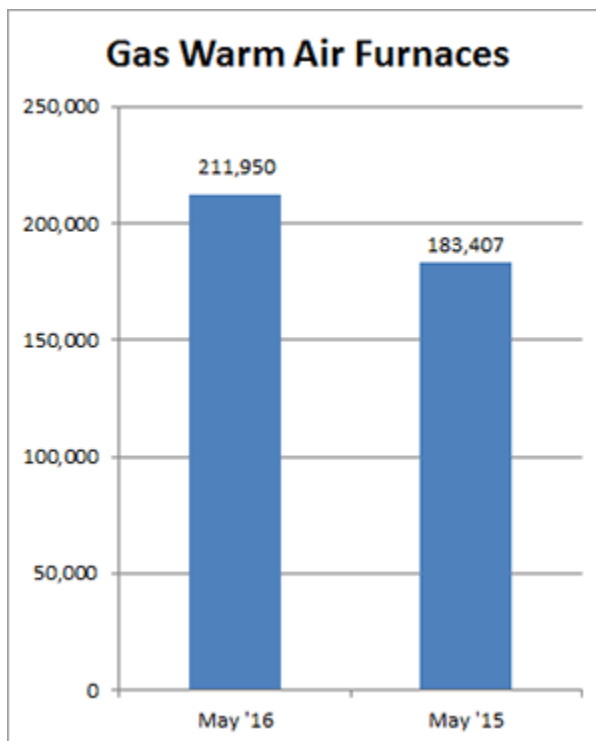
Year-to-date U.S. shipments of commercial gas storage water heaters decreased 5.4 percent to 42,925 units, compared with 45,393 units shipped during the same period in 2015. Year-to-date commercial electric storage water heater shipments increased 44.7 percent to 51,078 units, up from 35,289 units shipped during the same period in 2015.

*Year-to-Date*

Storage Water Heaters	May'16 YTD	May'15 YTD	%Chg.
Commercial Storage Gas	42,925	45,393	-5.4
Commercial Storage Electric	51,078	35,289	+44.7

**Warm Air Furnaces**

U.S. shipments of gas warm air furnaces for May 2016 increased 15.6 percent to 211,950 units, up from 183,407 units shipped in May 2015. Oil warm air furnace shipments increased 8.5 percent to 1,594 units in May 2016, up from 1,469 units shipped in May 2015.



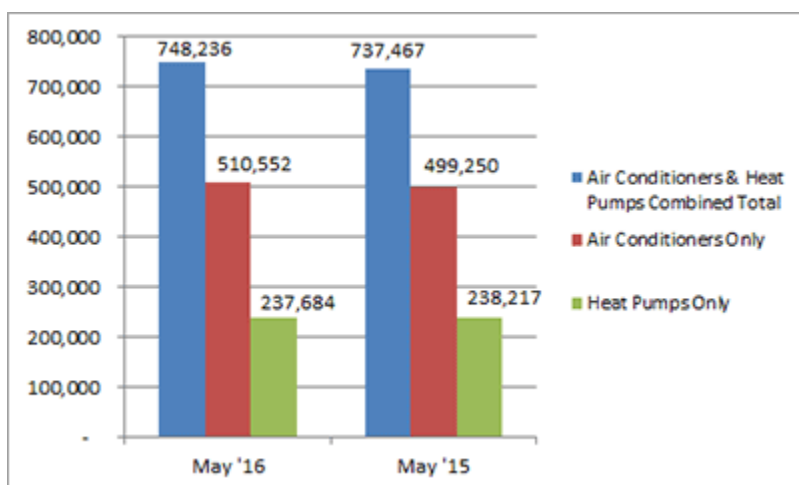
Year-to-date U.S. shipments of gas warm air furnaces increased 5.2 percent to 1,014,193 units, compared with 964,095 units shipped during the same period in 2015. Year-to-date U.S. shipments of oil warm air furnaces decreased 7.7 percent to 11,050, compared with 11,977 units shipped during the same period in 2015.

*Year-to-Date*

	May '16 YTD	May '15 YTD	% Chg.
Gas Warm Air Furnaces	1,014,193	964,095	+5.2
Oil Warm Air Furnaces	11,050	11,977	-7.7

**Central Air Conditioners and Air-Source Heat Pumps**

U.S. shipments of central air conditioners and air-source heat pumps totaled 748,236 units in May 2016, up 1.5 percent from 737,467 units shipped in May 2015. U.S. shipments of air conditioners increased 2.3 percent to 510,552 units, up from 499,250 units shipped in May 2015. U.S. shipments of air-source heat pumps decreased 0.2 percent to 237,684 units, down from 238,217 units shipped in May 2015.



Year-to-date combined shipments of central air conditioners and air-source heat pumps decreased 2.5 percent to 2,967,102 units, down from 3,042,250 units shipped in May 2015. Year-to-date shipments of central air conditioners decreased 1.2 percent to 1,952,676 units, down from 1,976,501 units shipped during the same period in 2015. The year-to-date total for heat pump shipments decreased 4.8 percent to 1,014,426 units, down from 1,065,749 units shipped during the same period in 2015.

*Year-to-Date*

	May '16 YTD	May '15 YTD	% Chg.
Air Conditioners & Heat Pumps	2,967,102	3,042,250	-2.5
Air Conditioners Only	1,952,676	1,976,501	-1.2
Heat Pumps Only	1,014,426	1,065,749	-4.8

## U.S. Manufacturers' Shipments of Central Air Conditioners and Air-Source Heat Pumps

### Month

Size Description (000) BTUH	Total	% Change from 2015
Under 16.5	19,435	-17
16.5-21.9	87,496	+23
22-26.9	138,907	-4
27-32.9	116,613	-1
33-38.9	154,161	+3
39-43.9	57,548	0
44-53.9	83,685	+3
54-64.9	65,106	0
65-96.9	8,842	-2
97-134.9	6,978	-1
135-184.9	4,635	+6
185-249.9	2,241	+13
250-319.9	1,267	+24
320-379.9	377	+23
380-539.9	312	-12
540-639.9	266	+14
640 & Over	367	+8
<b>TOTAL</b>	<b>748,236</b>	<b>+1</b>

### Year-to-Date

Size Description (000) BTUH	Total	% Change from 2015
Under 16.5	95,976	-5
16.5-21.9	351,261	+4
22-26.9	554,153	-6
27-32.9	455,525	-3
33-38.9	601,482	0
39-43.9	221,591	-4
44-53.9	319,686	-2
54-64.9	259,788	-5
65-96.9	40,432	-3
97-134.9	29,259	+1
135-184.9	19,143	+6
185-249.9	8,303	+13
250-319.9	4,945	+19
320-379.9	1,483	+23
380-539.9	1,483	+11
540-639.9	1,027	+4
640 & Over	1,565	0
<b>TOTAL</b>	<b>2,967,102</b>	<b>-2</b>

BTUHs of 64.9 and below are for residential units; 65.0 and above for commercial.

NOTE: A shipment is defined as when a unit transfers ownership; a consignment is not a transfer of ownership. Industry data is aggregated from the information supplied by AHRI member companies that participate in the statistics program and may be subject to revision. Published year-to-date data is inclusive of all revisions. No other AHRI data (e.g., by state or region) is available to the general public other than that published. AHRI does not conduct any market forecasting and is not qualified to discuss market trends. For previous monthly shipment releases and historical data, please see <http://www.ahrinet.org/statistics>.

###

### About AHRI

The Air-Conditioning, Heating, and Refrigeration Institute (AHRI) is the trade association representing manufacturers of air conditioning, heating, and commercial refrigeration, and water heating equipment. An internationally recognized advocate for the industry, AHRI develops standards for and certifies the performance of many of these products. AHRI's 300+ member companies manufacture quality, efficient, and innovative residential and commercial air conditioning, space heating, water heating, and commercial refrigeration equipment and components for sale in North America and around the world.