



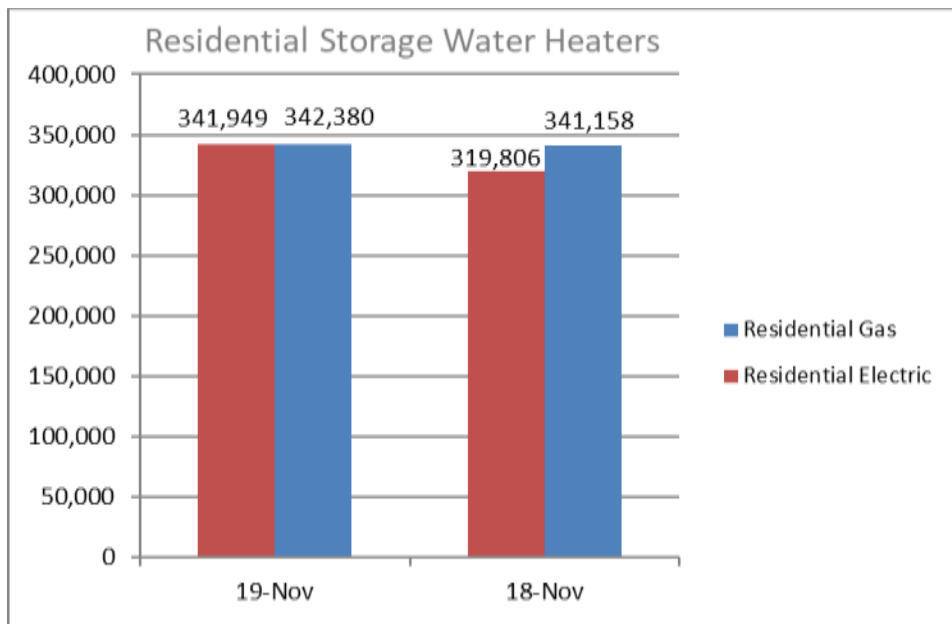
2311 Wilson Boulevard Suite 400 Arlington VA 22201 USA
 Phone 703 524 8800 | Fax 703 562 1942
 www.ahrinet.org

January 10, 2020
Contact: [Adanna Le Gendre](#)
Phone: 703.600.0363

AHRI Releases November 2019 U.S. Heating and Cooling Equipment Shipment Data

Residential Storage Water Heaters

U.S. shipments of residential gas storage water heaters for November 2019 increased 0.4 percent, to 342,380 units, up from 341,158 units shipped in November 2018. Residential electric storage water heater shipments increased 6.9 percent in November 2019 to 341,949 units, up from 319,806 units shipped in November 2018.

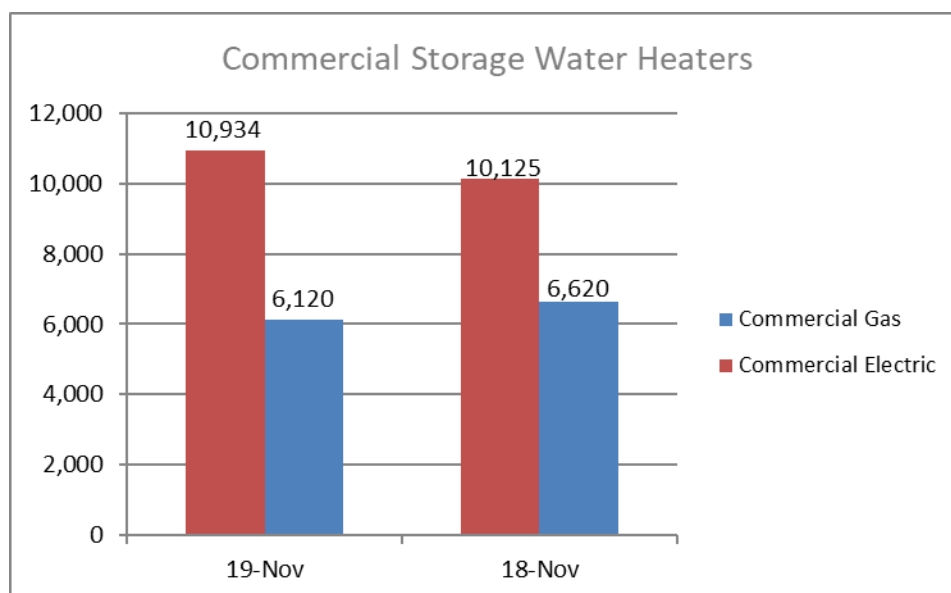


Year-to-date U.S. shipments of residential gas storage water heaters decreased 3.4 percent, to 3,971,353, compared to 4,109,944 shipped during that same period in 2018. Residential electric storage water heater shipments decreased 1.1 percent year-to-date, to 3,818,316 units, compared to 3,860,324 shipped during the same period in 2018.

<i>Year-to-Date</i>	Nov 19 YTD	Nov 18 YTD	%CHG.
Residential Storage Gas	3,971,353	4,109,944	-3.4
Residential Storage Electric	3,818,316	3,860,324	-1.1

Commercial Storage Water Heaters

Commercial gas storage water heater shipments decreased 7.6 percent in November 2019, to 6,120 units, down from 6,620 units shipped in November 2018. Commercial electric storage water heater shipments increased 8 percent in November 2019, to 10,934 units, up from 10,125 units shipped in November 2018.

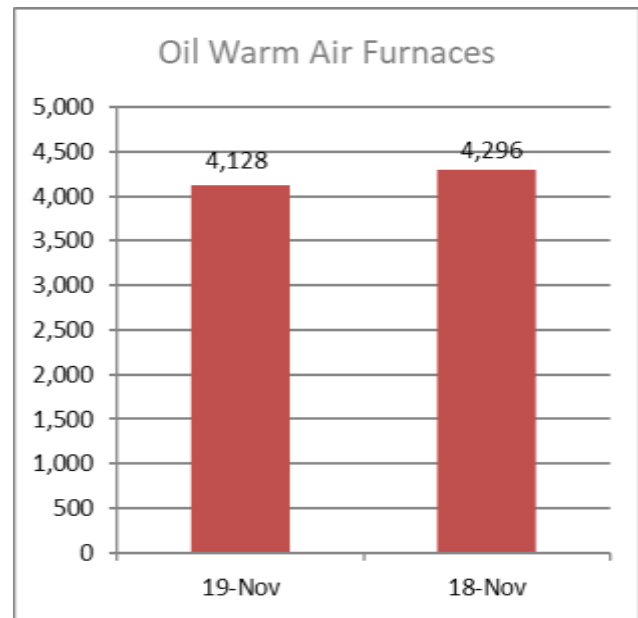
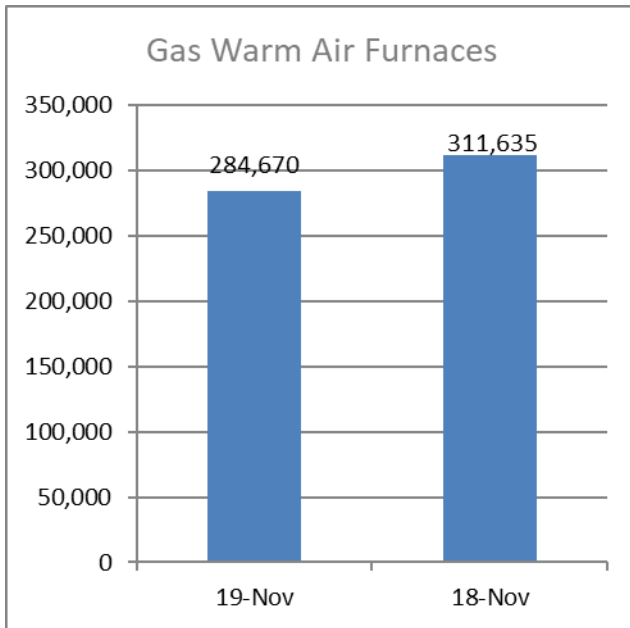


Year-to-date U.S. shipments of commercial gas storage water heaters decreased 5.8 percent, to 81,276 units, compared with 86,294 units shipped during the same period in 2018. Year-to-date commercial electric storage water heater shipments increased 11.2 percent, to 138,522 units, up from 124,578 units shipped during the same period in 2018.

<i>Year-to-Date</i>			
	Nov 19 YTD	Nov 18 YTD	%Chg.
Commercial Storage Gas	81,276	86,294	-5.8
Commercial Storage Electric	138,522	124,578	+11.2

Warm Air Furnaces

U.S. shipments of gas warm air furnaces for November 2019 decreased 8.7 percent, to 284,670 units, down from 311,635 units shipped in November 2018. Oil warm air furnace shipments decreased 3.9 percent, to 4,128 units in November 2019, down from 4,296 units shipped in November 2018.

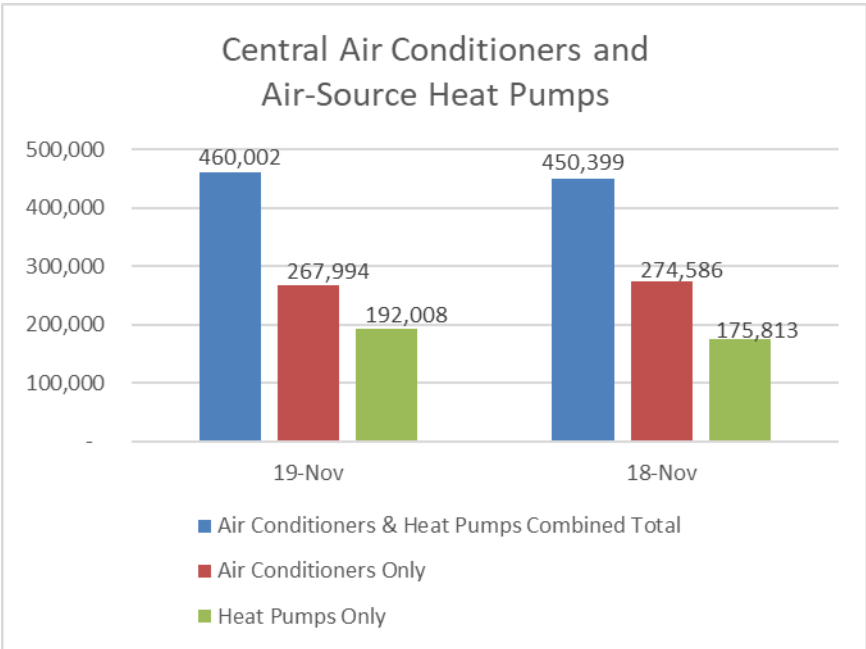


Year-to-date U.S. shipments of gas warm air furnaces increased 1.2 percent, to 3,154,273 units, compared with 3,116,118 units shipped during the same period in 2018. Year-to-date U.S. shipments of oil warm air furnaces increased 7 percent, to 35,669 units, compared with 33,342 units shipped during the same period in 2018.

<i>Year-to-Date</i>			
	Nov 19 YTD	Nov 18 YTD	% Chg.
Gas Warm Air Furnaces	3,154,273	3,116,118	+1.2
Oil Warm Air Furnaces	35,669	33,342	+7.0

Central Air Conditioners and Air-Source Heat Pumps

U.S. shipments of central air conditioners and air-source heat pumps totaled 460,002 units in November 2019, up 2.1 percent from 450,399 units shipped in November 2018. U.S. shipments of air conditioners decreased 2.4 percent, to 267,994 units, down from 274,586 units shipped in November 2018. U.S. shipments of air-source heat pumps increased 9.2 percent, to 192,008 units, up from 175,813 units shipped in November 2018.



Year-to-date combined shipments of central air conditioners and air-source heat pumps increased 1.4 percent, to 7,960,827, up from 7,848,276 units shipped during the same period in 2018. Year-to-date shipments of central air conditioners decreased 1 percent, to 5,056,087 units, down from 5,107,440 units shipped during the same period in 2018. The year-to-date total for heat pump shipments increased 6 percent, to 2,904,740, up from 2,740,836 units shipped during the same period in 2018.

<i>Year-to-Date</i>			
	Nov 19 YTD	Nov 18 YTD	% Chg.
Air Conditioners & Heat Pumps	7,960,827	7,848,276	+1.4
Air Conditioners Only	5,056,087	5,107,440	-1.0
Heat Pumps Only	2,904,740	2,740,836	+6.0

U.S. Manufacturers' Shipments of Central Air Conditioners and Air-Source Heat Pumps

Month			YTD		
Size Description (000) BTUH	Total	% Change from 2018	Size Description (000) BTUH	Total	% Change from 2018
Under 16.5	23,415	60.0	Under 16.5	286,870	+10.8
16.5-21.9	44,826	8.7	16.5-21.9	690,263	+9.2
22-26.9	86,240	1.2	22-26.9	1,536,352	+3.0
27-32.9	69,230	-1.2	27-32.9	1,252,290	+1.5
33-38.9	92,554	-1.3	33-38.9	1,686,354	+0.5
39-43.9	33,815	-3.6	39-43.9	613,733	-1.7
44-53.9	48,624	-1.7	44-53.9	894,060	-2.0
54-64.9	40,176	-0.6	54-64.9	714,393	-2.0
65-96.9	7,472	3.0	65-96.9	101,868	-0.4
97-134.9	5,480	10.7	97-134.9	77,859	-0.5
135-184.9	3,984	-1.7	135-184.9	52,621	-2.1
185-249.9	1,752	11.0	185-249.9	23,596	+2.0
250-319.9	1,045	-11.8	250-319.9	14,947	-3.7
320-379.9	397	15.4	320-379.9	3,865	-0.1
380-539.9	329	-4.9	380-539.9	4,097	+3.7
540-639.9	215	-32.8	540-639.9	2,892	-8.5
640-799.9	152	7.8	640-799.9	1,494	+10.7
800.0-899.9	78	9.9	800.0-899.9	769	+1.9
900.0-999.9	68	11.5	900.0-999.9	726	-11.1
1,000.0-1,199.9	35	-10.3	1,000.0-1,199.9	481	+1.3
1,200.0 & Over	115	16.2	1,200.0 & Over	1,297	+39.2
TOTAL	460,002	2.1	TOTAL	7,960,827	+1.4

BTUHs of 64.9 and below are for residential units; 65.0 and above for commercial.

NOTE: A shipment is defined as when a unit transfers ownership; a consignment is not a transfer of ownership. Industry data is aggregated from the information supplied by AHRI member companies that participate in the statistics program and can be subject to revision. Published year-to-date data is inclusive of all revisions. No other AHRI data (e.g., by state or region) is available to the general public other than that published. AHRI does not conduct any market forecasting and is not qualified to discuss market trends. For previous monthly shipment releases and historical data, please see <http://www.ahrinet.org/statistics>.

###

About AHRI

The Air-Conditioning, Heating, and Refrigeration Institute (AHRI) is the trade association representing manufacturers of air conditioning, heating, and commercial refrigeration, and water heating equipment. An internationally recognized advocate for the industry, AHRI develops standards for and certifies the performance of many of these products. AHRI's 300+ member companies manufacture quality, efficient, and innovative residential and commercial air conditioning, space heating, water heating, and commercial refrigeration equipment and components for sale in North America and around the world.