



News Release

January 11, 2013

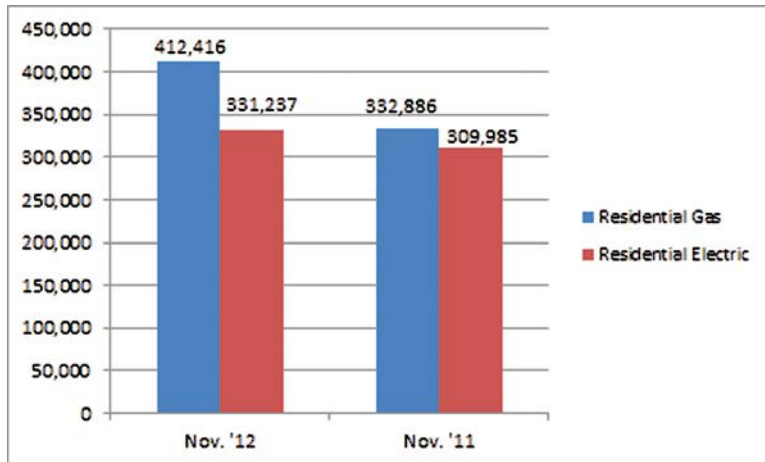
Contact: Sean Lynch, AHRI Communications Specialist

Phone: 703.600.0371

AHRI Releases November 2012 U.S. Heating and Cooling Equipment Shipment Data

Residential Storage Water Heaters

U.S. shipments of residential gas storage water heaters for November 2012 increased 23.9 percent, to 412,416 units, up from 332,886 units shipped in November 2011. Residential electric storage water heater shipments increased 6.9 percent in November 2012, to 331,237 units, up from 309,985 units shipped in November 2011.



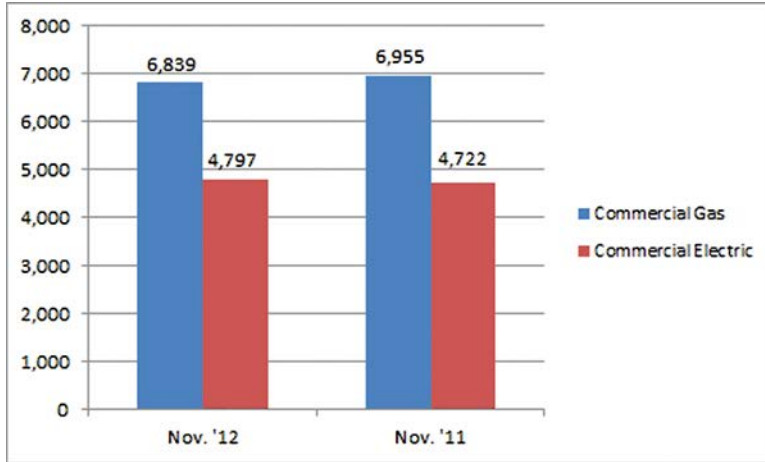
For the year-to-date, U.S. shipments of residential gas storage water heaters increased .3 percent, to 3,598,876, compared to 3,589,059 units shipped during the same period in 2011. Residential electric storage water heater shipments increased .5 percent year-to-date, to 3,408,553 units, compared to 3,390,190 units shipped during the same period in 2011.

Year-to-Date

Storage Water Heaters	Nov. '12 YTD	Nov. '11 YTD	%Chg.
Residential Storage Gas	3,598,876	3,589,059	+0.3
Residential Storage Electric	3,408,553	3,390,190	+0.5

Commercial Storage Water Heaters

Commercial gas storage water heater shipments decreased 1.7 percent in November 2012, to 6,839 units, down from 6,955 units shipped in November 2011. Commercial electric storage water heater shipments increased 1.6 percent in November 2012, to 4,797 units, up from 4,722 units shipped in November 2011.



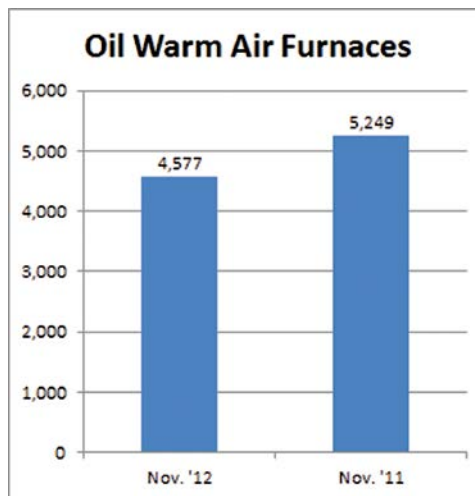
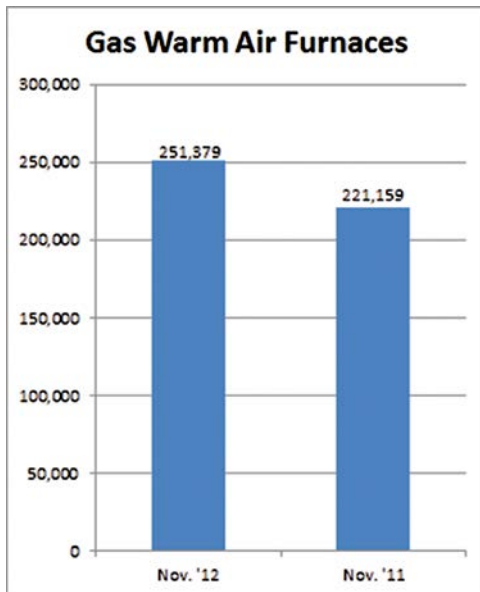
Year-to-date U.S. shipments of commercial gas storage water heaters decreased .8 percent, to 73,213 units, compared with 73,837 units shipped during the same period in 2011. Year-to-date commercial electric storage water heater shipments increased 13.0 percent to 62,250 units, up from 55,075 units shipped during the same period in 2011.

Year-to-Date

Storage Water Heaters	Nov. '12 YTD	Nov. '11 YTD	%Chg.
Commercial Storage Gas	73,213	73,837	-0.8
Commercial Storage Electric	62,250	55,075	+13.0

Warm Air Furnaces

U.S. shipments of gas warm air furnaces for November 2012 increased 13.7 percent, to 251,379 units, up from 221,159 units shipped in November 2011. Oil warm air furnace shipments decreased 12.8 percent, to 4,577 units in November 2012, down from 5,249 units shipped in November 2011.



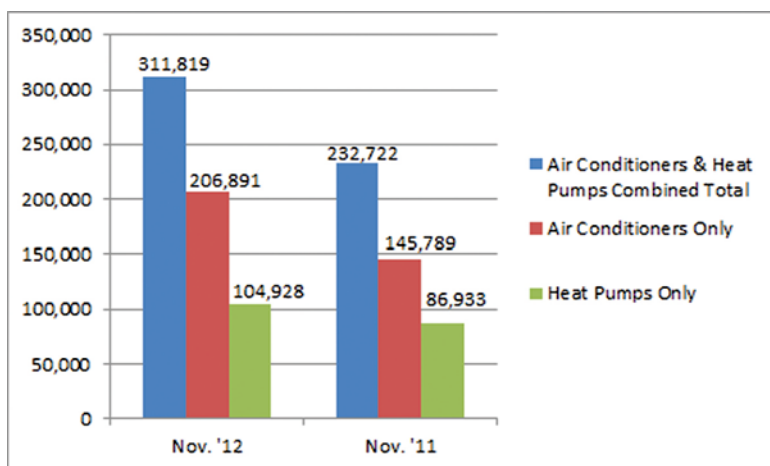
Year-to-date U.S. shipments of gas warm air furnaces increased 2.3 percent, to 2,038,643 units, compared with 1,993,386 units shipped during the same period in 2011. Year-to-date U.S. shipments of oil warm air furnaces decreased 26 percent to 32,144, compared with 43,446 units shipped during the same period in 2011.

Year-to-Date

	Nov. '12 YTD	Nov. '11 YTD	% Chg.
Gas Warm Air Furnaces	2,038,643	1,993,386	+2.3
Oil Warm Air Furnaces	32,144	43,446	-26

Central Air Conditioners and Air-Source Heat Pumps

U.S. shipments of central air conditioners and air-source heat pumps totaled 311,819 units in November 2012, up 34 percent from 232,722 units shipped in November 2011. U.S. shipments of air conditioners increased 41.9 percent, to 206,891 units, up from 145,789 units shipped in November 2011. U.S. shipments of air-source heat pumps increased 20.7 percent, to 104,928 units, up from 86,933 units shipped in November 2011.



Year-to-date combined shipments of central air conditioners and air-source heat pumps increased 1.8 percent, to 5,330,825 units, up from 5,237,726 units shipped in November 2011. Year-to-date shipments of central air conditioners increased 4.5 percent, to 3,733,546 units, up from 3,571,256 units shipped during the same period in 2011. The year-to-date total for heat pump shipments decreased 4.2 percent, to 1,597,279 units, down from 1,666,470 units shipped during the same period in 2011.

Year-to-Date

	Nov. '12 YTD	Nov. '11 YTD	% Chg.
Air Conditioners & Heat Pumps	5,330,825	5,237,726	+1.8
Air Conditioners Only	3,733,546	3,571,256	+4.5
Heat Pumps Only	1,597,279	1,666,470	-4.2

U.S. Manufacturers' Shipments of Central Air Conditioners and Air-Source Heat Pumps

Size Description (000) BTUH	Total	% Change from 2011
Under 16.5	6,007	+50
16.5-21.9	25,571	+41
22-26.9	57,023	+31
27-32.9	46,674	+35
33-38.9	65,290	+34
39-43.9	25,394	+35
44-53.9	36,750	+41
54-64.9	32,382	+37
65-96.9	6,291	+15
97-134.9	4,627	+11
135-184.9	2,904	+6
185-249.9	1,268	-2
250-319.9	721	+15
320-379.9	225	+6
380-539.9	268	+23
540-639.9	211	+32
640 & Over	213	-22
TOTAL	311,819	+34

NOTE: Industry figures are estimates derived from the best available figures supplied by a sample of AHRI member companies and are subject to revision. Year-to-date figures are correct as issued.

About AHRI

The Air-Conditioning, Heating, and Refrigeration Institute (AHRI) is the trade association representing manufacturers of air conditioning, heating, and commercial refrigeration, and water heating equipment. An internationally recognized advocate for the industry, AHRI develops standards for and certifies the performance of many of these products. AHRI's 309 member companies manufacture quality, efficient, and innovative residential and commercial air conditioning, space heating, water heating, and commercial refrigeration equipment and components for sale in North America and around the world.

###