



## News Release

December 14, 2011

**Contact:** Monica Cardenas, AHRI Communications Director

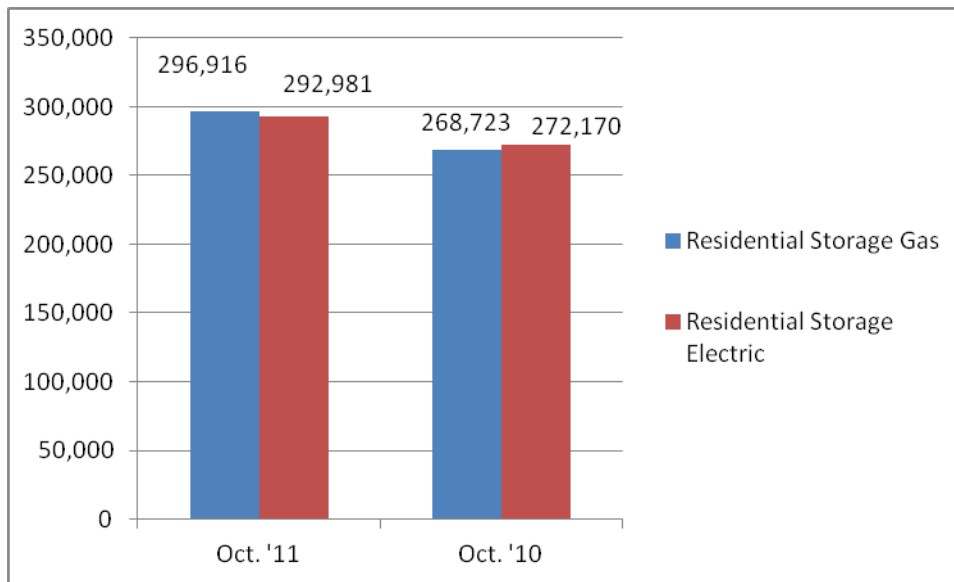
**Phone:** 703.600.0377

### AHRI Releases October 2011 U.S. Heating and Cooling Equipment Shipment Data

#### Residential Storage Water Heaters

U.S. shipments of residential gas storage water heaters for October 2011 increased 11 percent, to 296,916 units, up from 268,723 units shipped in October 2010. Residential electric storage water heater shipments increased 8 percent in October 2011, to 292,981 units, up from 272,170 units shipped in October 2010.

For the year-to-date, U.S. shipments of residential gas storage water heaters decreased 0.5 percent, to 3,256,173 units, compared to 3,272,572 units shipped during the same period in 2010. Residential electric storage water heater shipments decreased 2 percent year-to-date, to 3,080,205 units, compared to 3,126,597 units shipped during the same period in 2010.



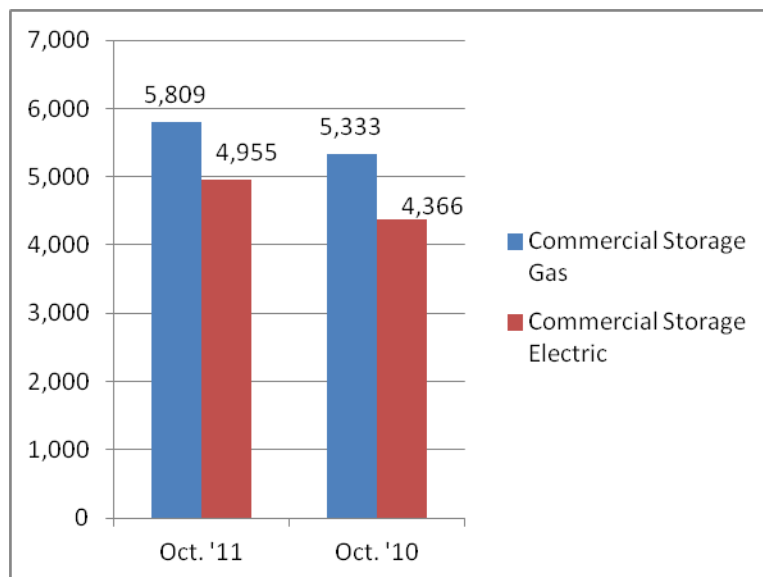
#### Year-to-Date

Storage Water Heaters	Oct. '11 YTD	Oct. '10 YTD	%Chg.
Residential Storage Gas	3,256,173	3,272,572	-0.5
Residential Storage Electric	3,080,205	3,126,597	-2

### Commercial Storage Water Heaters

Commercial gas storage water heater shipments increased 9 percent in October 2011, to 5,809 units, up from 5,333 units shipped in October 2010. Commercial electric storage water heater shipments increased 14 percent in October 2011, to 4,955 units, up from 4,366 units shipped in October 2010.

Year-to-date U.S. shipments of commercial gas storage water heaters increased 2 percent, to 66,882 units, compared with 65,824 units shipped during the same period in 2010. Year-to-date commercial electric storage water heater shipments increased 2 percent to 50,353 units, up from 49,222 units shipped during the same period in 2010.



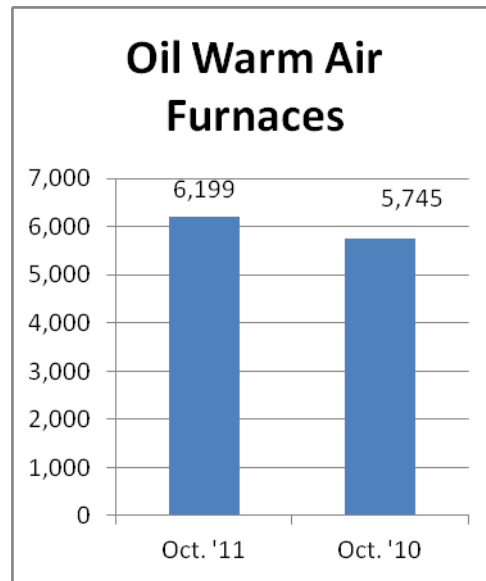
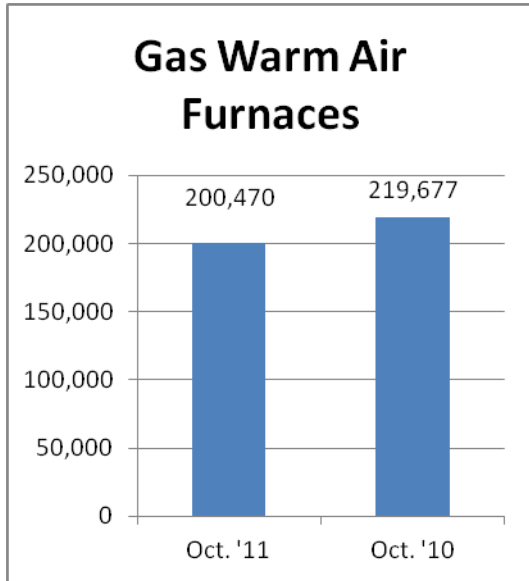
#### Year-to-Date

Storage Water Heaters	Oct. '11 YTD	Oct. '10 YTD	%Chg.
Commercial Storage Gas	66,882	65,824	+2.0
Commercial Storage Electric	50,353	49,222	+2

### Warm Air Furnaces

U.S. shipments of gas warm air furnaces for October 2011 decreased 9 percent, to 200,470 units, down from 219,677 units shipped in October 2010. Oil warm air furnace shipments increased 8 percent, to 6,199 units in October 2011, up from 5,745 units shipped in October 2010.

Year-to-date U.S. shipments of gas warm air furnaces decreased 8 percent, to 1,722,227 units, compared with 1,925,791 units shipped during the same period in 2010. Year-to-date U.S. shipments of oil warm air furnaces decreased 12 percent to 38,217 units, compared with 43,391 units shipped during the same period in 2010.



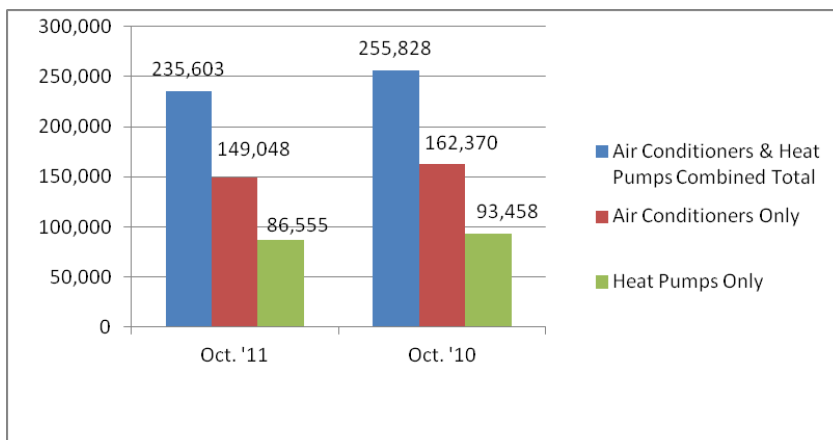
*Year-to-Date*

	Oct. '11 YTD	Oct. '10 YTD	%Chg.
<b>Gas Warm Air Furnaces</b>	1,722,227	1,925,791	-8
<b>Oil Warm Air Furnaces</b>	38,217	43,391	-12

**Central Air Conditioners and Air-Source Heat Pumps**

U.S. shipments of central air conditioners and air-source heat pumps totaled 235,603 units in October 2011, down 8 percent from 255,828 units shipped in October 2010. U.S. shipments of air conditioners decreased 8 percent, to 149,048 units, down from 162,370 units shipped in October 2010. U.S. shipments of air-source heat pumps decreased 7 percent, to 86,555 units, down from 93,458 units shipped in October 2010.

Year-to-date combined shipments of residential central air conditioners and air-source heat pumps increased 10 percent, to 5,005,004 units, up from 4,539,008 units shipped in October 2010. Year-to-date shipments of central air conditioners increased 13 percent, to 3,425,467 units, up from 3,033,502 units shipped during the same period in 2010. The year-to-date total for heat pump shipments increased 5 percent, to 1,579,537 units, up from 1,505,506 units shipped during the same period in 2010.



*Year-to-Date*

	<b>Oct. '11 YTD</b>	<b>Oct. '10 YTD</b>	<b>%Chg.</b>
Air Conditioners & Heat Pumps Combined Total	5,005,004	4,539,008	+10
Air Conditioners Only	3,425,467	3,033,502	+13
Heat Pumps Only	1,579,537	1,505,506	+5

*U.S. Manufacturers' Shipments of Central Air Conditioners and Air-Source Heat Pumps*

<b>Size Description (000) BTUH</b>	<b>Total</b>	<b>% Change from 2010</b>
Under 16.5	5,281	-23
16.5-21.9	17,759	+6
22 -26.9	43,174	-2
27 -32.9	33,480	-14
33 -38.9	48,630	-11
39 -43.9	18,754	-9
44 -53.9	27,953	-10
54 -64.9	25,873	0
65 -96.9	5,129	-4
97 -134.9	4,001	-11
135 -184.9	2,911	-16
185 -249.9	1,205	-11
250 -319.9	657	-8
320 -379.9	226	+2
380 -539.9	224	+4
540 -639.9	119	-30
640 & Over	227	+19
<b>TOTAL</b>	<b>235,603</b>	<b>-7</b>

**NOTE: Industry figures are estimates derived from the best available figures supplied by a sample of AHRI member companies and are subject to revision. Year-to-date figures are correct as issued.**

**About AHRI**

The Air-Conditioning, Heating, and Refrigeration Institute (AHRI) is the trade association representing manufacturers of air conditioning, heating, and commercial refrigeration, and water heating equipment. An internationally recognized advocate for the industry, AHRI develops standards for and certifies the performance of many of these products. AHRI's 309 member companies manufacture quality, efficient, and innovative residential and commercial air conditioning, space heating, water heating, and commercial refrigeration equipment and components for sale in North America and around the world.

###