



AIR-CONDITIONING, HEATING,
& REFRIGERATION INSTITUTE

we make life better™

2111 Wilson Boulevard Suite 500 Arlington VA 22201-3001 USA
Phone 703 524 8800 | Fax 703 562 1942
www.ahrinet.org

December 11, 2015

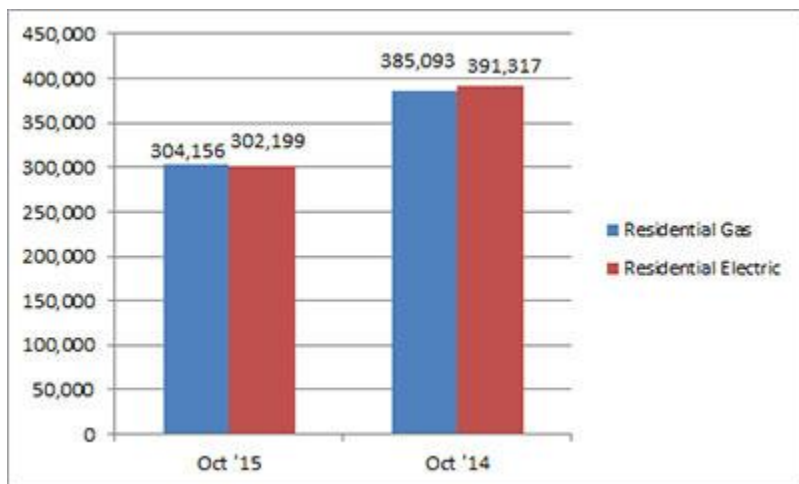
Contact: [Nicole Snyder](#), AHRI Communications Specialist

Phone: 703.600.0310

AHRI Releases October 2015 U.S. Heating and Cooling Equipment Shipment Data

Residential Storage Water Heaters

U.S. shipments of residential gas storage water heaters for October 2015 decreased 21.0 percent to 304,156 units, down from 385,093 units shipped in October 2014. Residential electric storage water heater shipments decreased 22.8 percent in October 2015 to 302,199 units, down from 391,317 units shipped in October 2014.



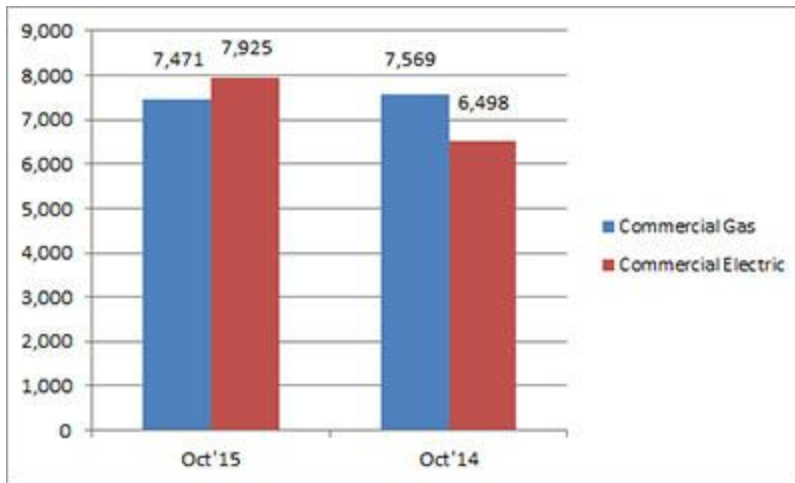
For the year-to-date, U.S. shipments of residential gas storage water heaters increased 0.8 percent to 3,692,890, compared to 3,664,101 units shipped during the same period in 2014. Residential electric storage water heater shipments decreased 2.7 percent year-to-date to 3,426,495 units, compared to 3,521,976 units shipped during the same period in 2014.

Year-to-Date

Storage Water Heaters	Oct '15 YTD	Oct '14 YTD	%Chg.
Residential Storage Gas	3,692,890	3,664,101	+0.8
Residential Storage Electric	3,426,495	3,521,976	-2.7

Commercial Storage Water Heaters

Commercial gas storage water heater shipments decreased 1.3 percent in October 2015 to 7,471 units, down from 7,569 units shipped in October 2014. Commercial electric storage water heater shipments increased 22.0 percent in October 2015 to 7,925 units, up from 6,498 units shipped in October 2014.



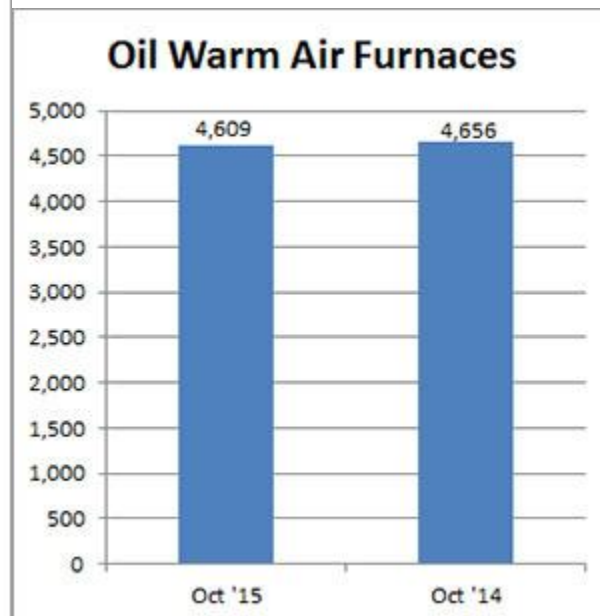
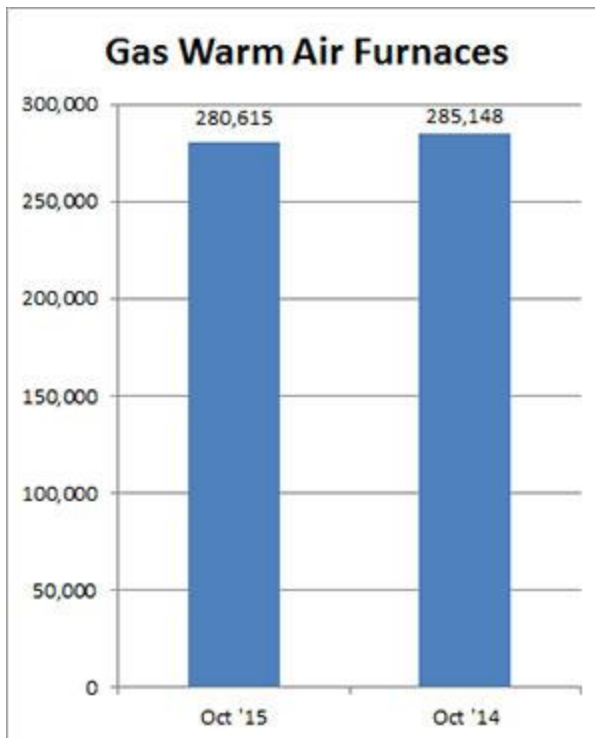
Year-to-date U.S. shipments of commercial gas storage water heaters increased 3.4 percent to 81,633 units, compared with 78,944 units shipped during the same period in 2014. Year-to-date commercial electric storage water heater shipments increased 16.9 percent to 72,438 units, up from 61,976 units shipped during the same period in 2014.

Year-to-Date

Storage Water Heaters	Oct'15 YTD	Oct'14 YTD	%Chg.
Commercial Storage Gas	81,633	78,944	+3.4
Commercial Storage Electric	72,438	61,976	+16.9

Warm Air Furnaces

U.S. shipments of gas warm air furnaces for October 2015 decreased 1.6 percent to 280,615 units, down from 285,148 units shipped in October 2014. Oil warm air furnace shipments decreased 1.0 percent to 4,609 units in October 2015, down from 4,656 units shipped in October 2014.



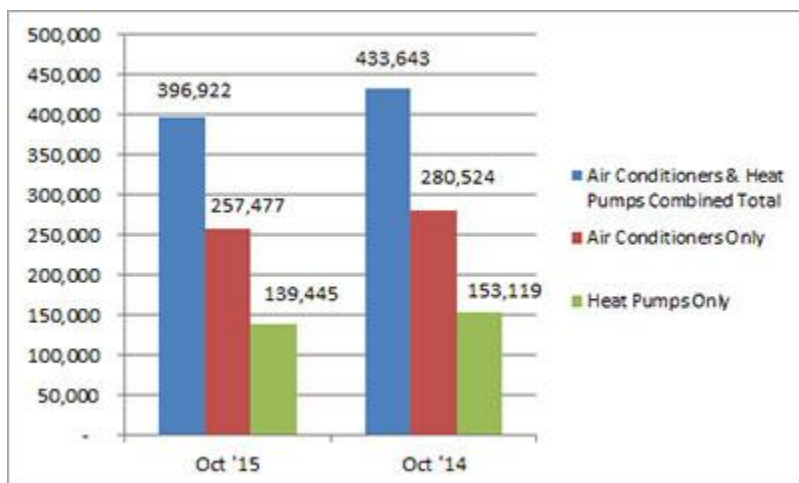
Year-to-date U.S. shipments of gas warm air furnaces increased 4.9 percent to 2,310,614 units, compared with 2,203,327 units shipped during the same period in 2014. Year-to-date U.S. shipments of oil warm air furnaces increased 7.8 percent to 28,605, compared with 26,535 units shipped during the same period in 2014.

Year-to-Date

	Oct '15 YTD	Oct '14 YTD	% Chg.
Gas Warm Air Furnaces	2,310,614	2,203,327	+4.9
Oil Warm Air Furnaces	28,605	26,535	+7.8

Central Air Conditioners and Air-Source Heat Pumps

U.S. shipments of central air conditioners and air-source heat pumps totaled 396,922 units in October 2015, down 8.5 percent from 433,643 units shipped in October 2014. U.S. shipments of air conditioners decreased 8.2 percent to 257,477 units, down from 280,524 units shipped in October 2014. U.S. shipments of air-source heat pumps decreased 8.9 percent to 139,445 units, down from 153,119 units shipped in October 2014.



Year-to-date combined shipments of central air conditioners and air-source heat pumps increased 1.1 percent, to 6,097,714 units, up from 6,033,336 units shipped in October 2014. Year-to-date shipments of central air conditioners increased 2.2 percent to 4,082,457 units, up from 3,993,768 units shipped during the same period in 2014. The year-to-date total for heat pump shipments decreased 1.2 percent to 2,015,257 units, down from 2,039,568 units shipped during the same period in 2014.

Year-to-Date

	Oct '15 YTD	Oct '14 YTD	% Chg.
Air Conditioners & Heat Pumps	6,097,714	6,033,336	+1.1
Air Conditioners Only	4,082,457	3,993,768	+2.2
Heat Pumps Only	2,015,257	2,039,568	-1.2

U.S. Manufacturers' Shipments of Central Air Conditioners and Air-Source Heat Pumps

Month

Size Description (000) BTUH	Total	% Change from 2014
Under 16.5	10,066	-4
16.5-21.9	49,446	+27
22-26.9	64,686	-22
27-32.9	57,394	-11
33-38.9	78,132	-10
39-43.9	29,940	-13
44-53.9	45,624	-6
54-64.9	40,246	-10
65-96.9	7,532	+6
97-134.9	5,814	-2
135-184.9	3,993	+5
185-249.9	1,762	-7
250-319.9	1,052	-2
320-379.9	319	0
380-539.9	309	-13
540-639.9	249	+34
640 & Over	358	+21
TOTAL	396,922	-8

Year-to-Date

Size Description (000) BTUH	Total	% Change from 2014
Under 16.5	189,302	+16
16.5-21.9	663,526	+34
22-26.9	1,121,973	-3
27-32.9	928,444	-2
33-38.9	1,223,700	-2
39-43.9	468,930	-3
44-53.9	681,445	0
54-64.9	581,878	-2
65-96.9	89,871	+5
97-134.9	65,954	0
135-184.9	43,058	+2
185-249.9	18,008	-5
250-319.9	10,065	-5
320-379.9	2,892	-5
380-539.9	3,144	-1
540-639.9	2,175	+1
640 & Over	3,349	+4
TOTAL	6,097,714	+1

BTUHs of 64.9 and below are for residential units; 65.0 and above for commercial.

NOTE: A shipment is defined as when a unit transfers ownership; a consignment is not a transfer of ownership. Industry data is aggregated from the information supplied by AHRI member companies that participate in the statistics program and may be subject to revision. Published year-to-date data is inclusive of all revisions. No other AHRI data (e.g., by state or region) is available to the general public other than that published. AHRI does not conduct any market forecasting and is not qualified to discuss market trends. For previous monthly shipment releases and historical data, please see <http://www.ahrinet.org/statistics>.

###

About AHRI

The Air-Conditioning, Heating, and Refrigeration Institute (AHRI) is the trade association representing manufacturers of air conditioning, heating, and commercial refrigeration, and water heating equipment. An internationally recognized advocate for the industry, AHRI develops standards for and certifies the performance of many of these products. AHRI's 300+ member companies manufacture quality, efficient, and innovative residential and commercial air conditioning, space heating, water heating, and commercial refrigeration equipment and components for sale in North America and around the world.