

December 12, 2016

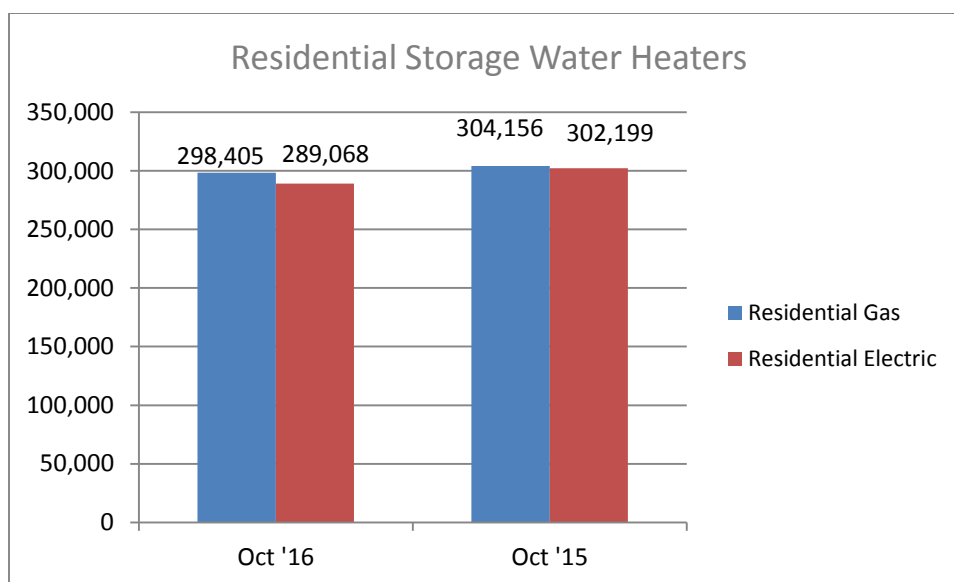
**Contact:** [Carrie Johnson](#), Director, Communications

**Phone:** 703.600.0377

## AHRI Releases October 2016 U.S. Heating and Cooling Equipment Shipment Data

### Residential Storage Water Heaters

U.S. shipments of residential gas storage water heaters for October 2016 decreased 1.9 percent to 298,405 units, down from 304,156 units shipped in October 2015. Residential electric storage water heater shipments decreased 4.3 percent in October 2016 to 289,068 units, down from 302,199 units.

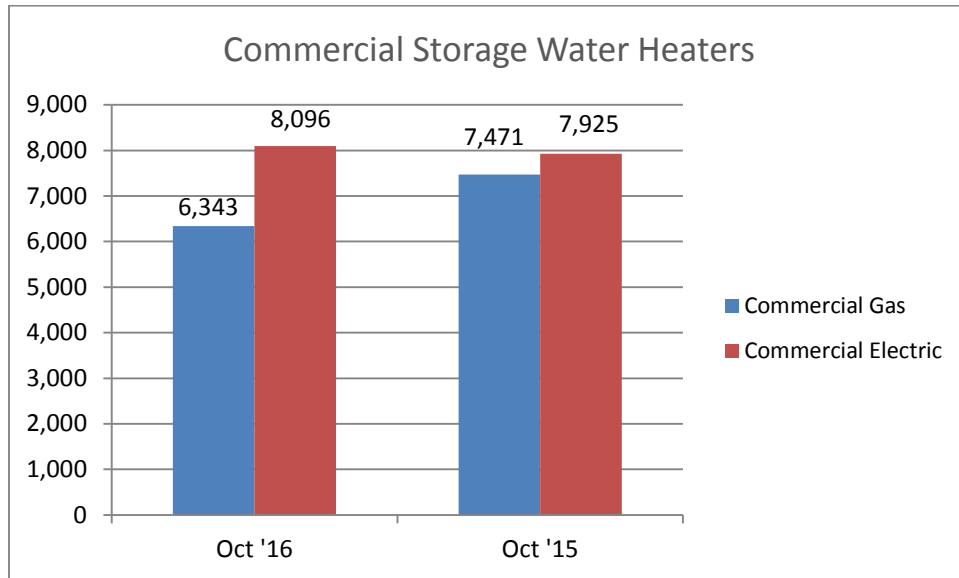


For the year-to-date, U.S. shipments of residential gas storage water heaters decreased 6 percent to 3,472,245, compared to 3,692,890 shipped during that same period in 2015. Residential electric storage water heater shipments decreased 4.3 percent year-to-date to 3,279,208 units, compared to 3,426,495 shipped during the same period in 2015.

<i>Year-to-Date</i>			
<b>Storage Water Heaters</b>	<b>Oct '16 YTD</b>	<b>Oct '15 YTD</b>	<b>%Chg.</b>
<b>Residential Storage Gas</b>	3,472,245	3,692,890	-6.0
<b>Residential Storage Electric</b>	3,279,208	3,426,495	-4.3

### Commercial Storage Water Heaters

Commercial gas storage water heater shipments decreased 15.1 percent in October 2016 to 6,343 units, down from 7,471 units shipped in October 2015. Commercial electric storage water heater shipments increased 2.2 percent in October 2016 to 8,096 units, up from 7,925 units shipped in October 2015.

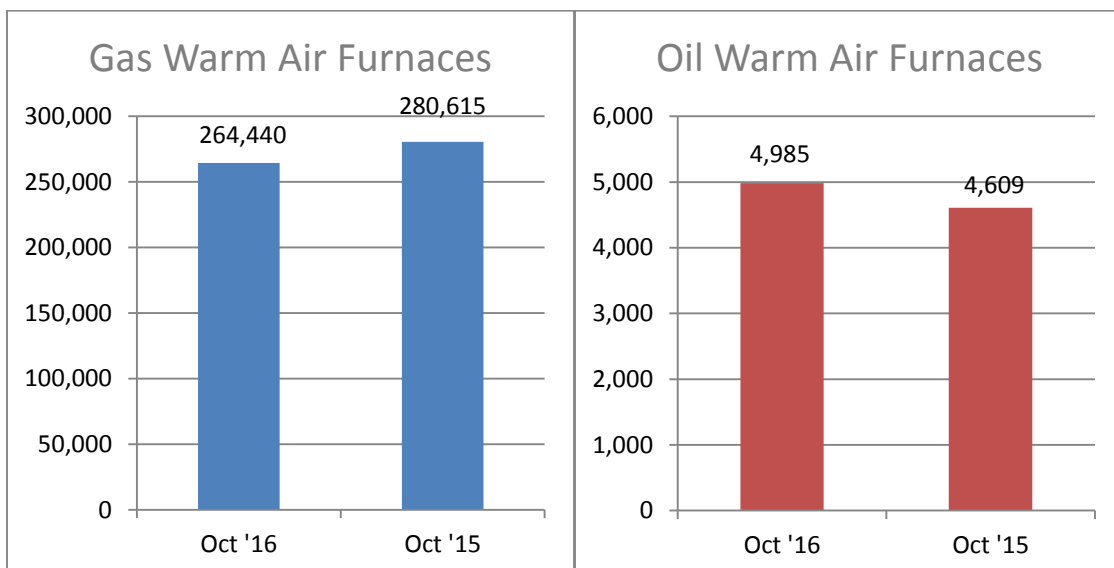


Year-to-date U.S. shipments of commercial gas storage water heaters increased 0.2 percent to 81,837 units, compared with 81,633 units shipped during the same period in 2015. Year-to-date commercial electric storage water heater shipments increased 40.8 percent to 102,027 units, up from 72,438 units shipped during the same period in 2015.

<i>Year-to-Date</i>			
	<b>Oct '16 YTD</b>	<b>Oct '15 YTD</b>	<b>%Chg.</b>
<b>Commercial Storage Gas</b>	81,837	81,633	+0.2
<b>Commercial Storage Electric</b>	102,027	72,438	+40.8

### Warm Air Furnaces

U.S. shipments of gas warm air furnaces for October 2016 decreased 5.8 percent to 264,440 units, down from 280,615 units shipped in October 2015. Oil warm air furnace shipments increased 8.2 percent to 4,985 units in October 2016, up from 4,609 units shipped in October 2015.

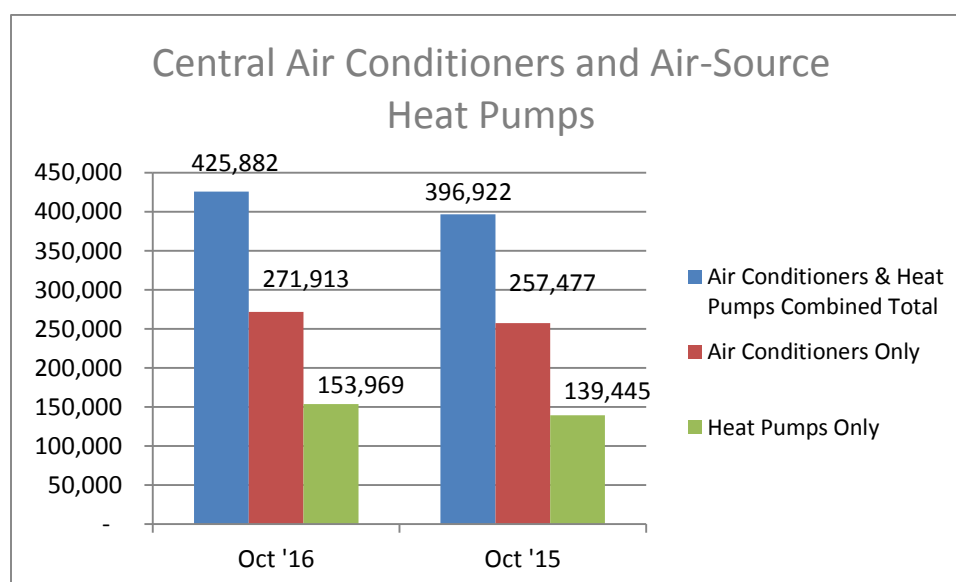


Year-to-date U.S. shipments of gas warm air furnaces increased 2.7 percent to 2,372,017 units, compared with 2,310,614 units shipped during the same period in 2015. Year-to-date U.S. shipments of oil warm air furnaces decreased 2.3 percent to 27,940, compared with 28,605 units shipped during the same period in 2015.

<i>Year-to-Date</i>			
	<b>Oct '16 YTD</b>	<b>Oct '15 YTD</b>	<b>% Chg.</b>
<b>Gas Warm Air Furnaces</b>	2,372,017	2,310,614	+2.7
<b>Oil Warm Air Furnaces</b>	27,940	28,605	-2.3

### Central Air Conditioners and Air-Source Heat Pumps

U.S. shipments of central air conditioners and air-source heat pumps totaled 425,882 units in October 2016, up 7.3 percent from 396,922 units shipped in October 2015. U.S. shipments of air conditioners increased 5.6 percent to 271,913 units, up from 257,477 units shipped in October 2015. U.S. shipments of air-source heat pumps increased 10.4 percent to 153,969 units, up from 139,445 units shipped in October 2015.



Year-to-date combined shipments of central air conditioners and air-source heat pumps increased 6.2 percent to 6,476,347 units, up from 6,098,008 units shipped in October 2015. Year-to-date shipments of central air conditioners increased 6.9 percent to 4,365,690 units, up from 4,082,457 units shipped during the same period in 2015. The year-to-date total for heat pump shipments increased 4.7 percent to 2,110,657 units, up from 2,015,551 units shipped during the same period in 2015.

<i>Year-to-Date</i>			
	<b>Oct '16 YTD</b>	<b>Oct '15 YTD</b>	<b>% Chg.</b>
<b>Air Conditioners &amp; Heat Pumps</b>	6,476,347	6,098,008	+6.2
<b>Air Conditioners Only</b>	4,365,690	4,082,457	+6.9
<b>Heat Pumps Only</b>	2,110,657	2,015,551	+4.7

## U.S. Manufacturers' Shipments of Central Air Conditioners and Air-Source Heat Pumps

<b>Month</b>		
Size Description (000) BTUH	Total	% Change from 2015
<b>Under 16.5</b>	11,945	+11
<b>16.5-21.9</b>	54,659	+12
<b>22-26.9</b>	75,633	+17
<b>27-32.9</b>	59,915	+4
<b>33-38.9</b>	82,157	+5
<b>39-43.9</b>	31,566	+5
<b>44-53.9</b>	46,959	+3
<b>54-64.9</b>	40,668	+1
<b>65-96.9</b>	8,162	+8
<b>97-134.9</b>	6,100	+5
<b>135-184.9</b>	4,008	0
<b>185-249.9</b>	1,712	-2
<b>250-319.9</b>	1,193	+13
<b>320-379.9</b>	269	-16
<b>380-539.9</b>	331	+7
<b>540-639.9</b>	231	-7
<b>640 &amp; Over</b>	374	+4
<b>TOTAL</b>	<b>425,882</b>	<b>+7</b>

<b>Year-to-Date</b>		
Size Description (000) BTUH	Total	% Change from 2015
<b>Under 16.5</b>	184,253	-2
<b>16.5-21.9</b>	739,873	+11
<b>22-26.9</b>	1,172,106	+4
<b>27-32.9</b>	979,373	+5
<b>33-38.9</b>	1,320,417	+8
<b>39-43.9</b>	497,556	+6
<b>44-53.9</b>	723,649	+6
<b>54-64.9</b>	607,656	+4
<b>65-96.9</b>	92,953	+3
<b>97-134.9</b>	69,098	+5
<b>135-184.9</b>	45,410	+5
<b>185-249.9</b>	19,485	+8
<b>250-319.9</b>	11,999	+19
<b>320-379.9</b>	3,374	+17
<b>380-539.9</b>	3,297	+5
<b>540-639.9</b>	2,342	+8
<b>640 &amp; Over</b>	3,506	+5
<b>TOTAL</b>	<b>6,476,347</b>	<b>+6</b>

BTUHs of 64.9 and below are for residential units; 65.0 and above for commercial.

NOTE: A shipment is defined as when a unit transfers ownership; a consignment is not a transfer of ownership. Industry data is aggregated from the information supplied by AHRI member companies that participate in the statistics program and could be subject to revision. Published year-to-date data is inclusive of all revisions. No other AHRI data (e.g., by state or region) is available to the general public other than that published. AHRI does not conduct any market forecasting and is not qualified to discuss market trends. For previous monthly shipment releases and historical data, please see <http://www.ahrinet.org/statistics>.

###

### About AHRI

The Air-Conditioning, Heating, and Refrigeration Institute (AHRI) is the trade association representing manufacturers of air conditioning, heating, and commercial refrigeration, and water heating equipment. An internationally recognized advocate for the industry, AHRI develops standards for and certifies the performance of many of these products. AHRI's 300+ member companies manufacture quality, efficient, and innovative residential and commercial air conditioning, space heating, water heating, and commercial refrigeration equipment and components for sale in North America and around the world.