



we make life better™

2111 Wilson Boulevard Suite 500 Arlington VA 22201-3001 USA
 Phone 703 524 8800 | Fax 703 562 1942
 www.ahrinet.org

December 7, 2018

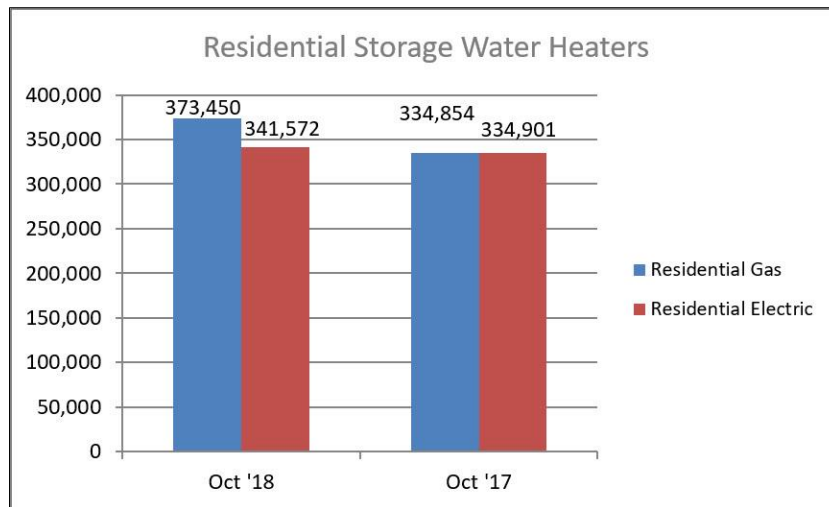
Contact: [Adam Carey](#), Communications Coordinator

Phone: 703.600.0310

AHRI Releases October 2018 U.S. Heating and Cooling Equipment Shipment Data

Residential Storage Water Heaters

U.S. shipments of residential gas storage water heaters for October 2018 increased 11.5 percent, to 373,450 units, up from 334,854 units shipped in October 2017. Residential electric storage water heater shipments increased 2 percent in October 2018 to 341,572 units, up from 334,901 units shipped in October 2017.

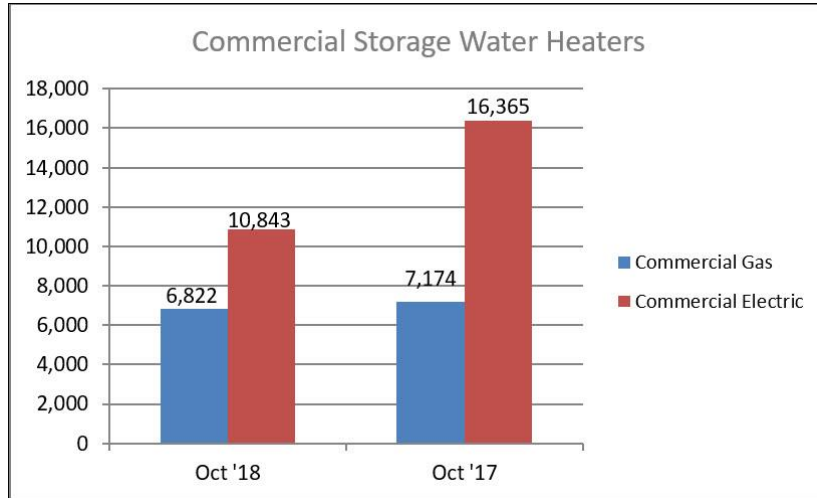


Year-to-date U.S. shipments of residential gas storage water heaters increased 3.7 percent, to 3,768,786, compared to 3,633,403 shipped during that same period in 2017. Residential electric storage water heater shipments increased 2.8 percent year-to-date, to 3,540,518 units, compared to 3,443,093 shipped during the same period in 2017.

<i>Year-to-Date</i>			
Storage Water Heaters	Oct '18 YTD	Oct '17 YTD	%CHG.
Residential Storage Gas	3,768,786	3,633,403	+3.7
Residential Storage Electric	3,540,518	3,443,093	+2.8

Commercial Storage Water Heaters

Commercial gas storage water heater shipments decreased 4.9 percent in October 2018, to 6,822 units, down from 7,174 units shipped in October 2017. Commercial electric storage water heater shipments decreased 33.7 percent in October 2018, to 10,843 units, down from 16,365 units shipped in October 2017.

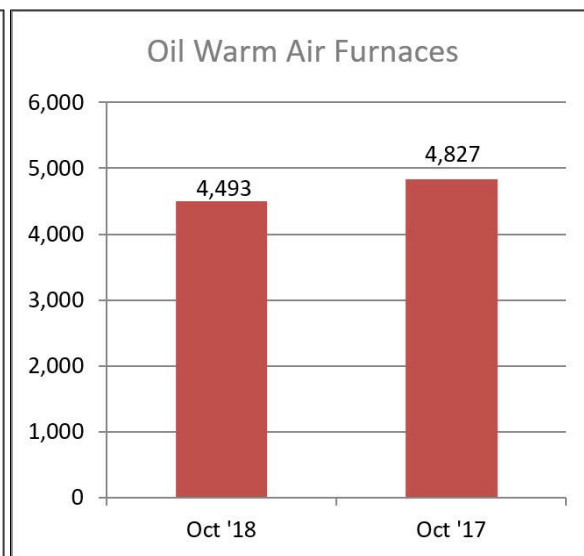
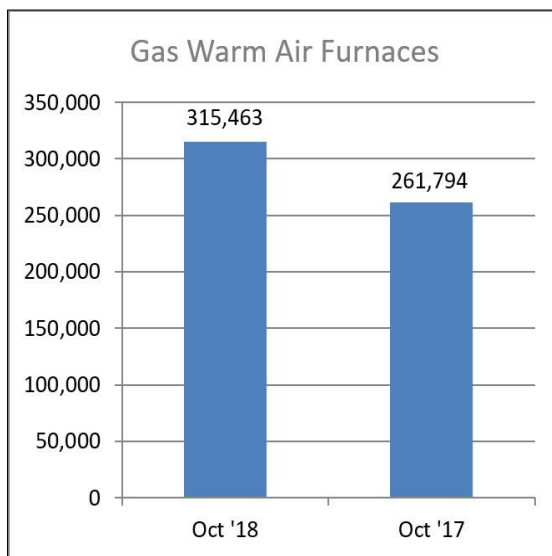


Year-to-date U.S. shipments of commercial gas storage water heaters increased 1.7 percent, to 79,674 units, compared with 78,355 units shipped during the same period in 2017. Year-to-date commercial electric storage water heater shipments decreased 7.9 percent, to 114,453 units, down from 124,230 units shipped during the same period in 2017.

<i>Year-to-Date</i>			
	Oct '18 YTD	Oct '17 YTD	%Chg.
Commercial Storage Gas	79,674	78,355	+1.7
Commercial Storage Electric	114,453	124,230	-7.9

Warm Air Furnaces

U.S. shipments of gas warm air furnaces for October 2018 increased 20.5 percent, to 315,463 units, up from 261,794 units shipped in October 2017. Oil warm air furnace shipments decreased 6.9 percent, to 4,493 units in October 2018, down from 4,827 units shipped in October 2017.

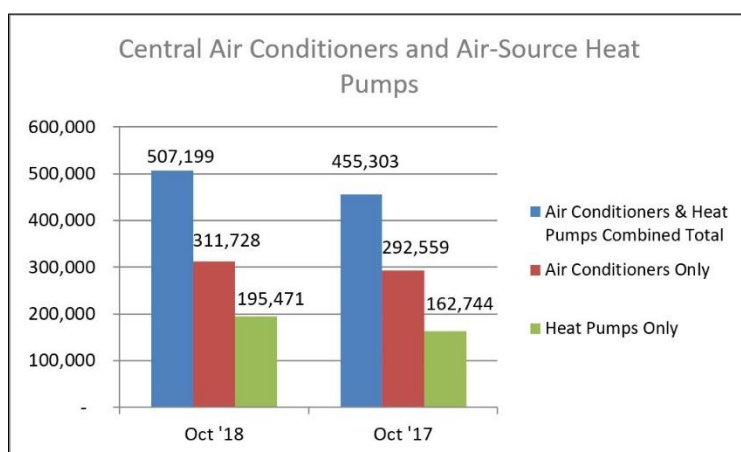


Year-to-date U.S. shipments of gas warm air furnaces increased 10.5 percent, to 2,804,483 units, compared with 2,538,683 units shipped during the same period in 2017. Year-to-date U.S. shipments of oil warm air furnaces increased 2.8 percent, to 29,046 units, compared with 28,249 units shipped during the same period in 2017.

<i>Year-to-Date</i>			
	Oct '18 YTD	Oct '17 YTD	% Chg.
Gas Warm Air Furnaces	2,804,483	2,538,683	+10.5
Oil Warm Air Furnaces	29,046	28,249	+2.8

Central Air Conditioners and Air-Source Heat Pumps

U.S. shipments of central air conditioners and air-source heat pumps totaled 507,199 units in October 2018, up 11.4 percent from 455,303 units shipped in October 2017. U.S. shipments of air conditioners increased 6.6 percent, to 311,728 units, up from 292,559 units shipped in October 2017. U.S. shipments of air-source heat pumps increased 20.1 percent, to 195,471 units, up from 162,744 units shipped in October 2017.



Year-to-date combined shipments of central air conditioners and air-source heat pumps increased 7.2 percent, to 7,397,877, up from 6,900,365 units shipped in October 2017. Year-to-date shipments of central air conditioners increased 4.6 percent, to 4,832,854 units, up from 4,621,922 units shipped during the same period in 2017. The year-to-date total for heat pump shipments increased 12.6 percent, to 2,565,023, up from 2,278,443 units shipped during the same period in 2017.

<i>Year-to-Date</i>			
	Oct '18 YTD	Oct '17 YTD	% Chg.
Air Conditioners & Heat Pumps	7,397,877	6,900,365	+7.2
Air Conditioners Only	4,832,854	4,621,922	+4.6
Heat Pumps Only	2,565,023	2,278,443	+12.6

U.S. Manufacturers' Shipments of Central Air Conditioners and Air-Source Heat Pumps

Month			YTD		
Size Description (000) BTUH	Total	% Change from 2017	Size Description (000) BTUH	Total	% Change from 2017
Under 16.5	25,707	+89.0	Under 16.5	244,291	+23.3
16.5-21.9	46,624	-25.8	16.5-21.9	590,613	-29.5
22-26.9	92,482	+15.9	22-26.9	1,406,114	+11.4
27-32.9	74,646	+15.1	27-32.9	1,163,240	+12.6
33-38.9	101,128	+17.4	33-38.9	1,584,836	+14.0
39-43.9	40,622	+22.3	39-43.9	589,442	+13.6
44-53.9	56,747	+15.3	44-53.9	862,645	+13.3
54-64.9	46,530	+8.8	54-64.9	688,929	-9.5
65-96.9	7,828	-3.5	65-96.9	94,972	+0.1
97-134.9	6,073	-1.3	97-134.9	73,325	-0.5
135-184.9	4,209	-3.9	135-184.9	49,691	+0.8
185-249.9	1,925	+3.9	185-249.9	21,552	+1.0
250-319.9	1,435	+31.5	250-319.9	14,339	+3.8
320-379.9	281	-19.9	320-379.9	3,526	-1.8
380-539.9	335	-10.4	380-539.9	3,603	-10.1
540-639.9	213	-19.6	540-639.9	2,841	+3.0
640-799.9	138	+12.2	640 & Over	1,209	-2.7
800.0-899.9	82	+20.6	800.0-899.9	684	+16.7
900.0-999.9	73	+114.7	900.0-999.9	756	+26.2
1,000.0-1,199.9	41	+20.6	1,000.0-1,199.9	436	+9.5
1,200.0 & Over	80	+27.0	1,200.0 & Over	833	+7.3
TOTAL	507,199	+11.4	TOTAL	7,397,877	+7.2

BTUHs of 64.9 and below are for residential units; 65.0 and above for commercial.

NOTE: A shipment is defined as when a unit transfers ownership; a consignment is not a transfer of ownership. Industry data is aggregated from the information supplied by AHRI member companies that participate in the statistics program and can be subject to revision. Published year-to-date data is inclusive of all revisions. No other AHRI data (e.g., by state or region) is available to the general public other than that published. AHRI does not conduct any market forecasting and is not qualified to discuss market trends. For previous monthly shipment releases and historical data, please see <http://www.ahrinet.org/statistics>.

###

About AHRI

The Air-Conditioning, Heating, and Refrigeration Institute (AHRI) is the trade association representing manufacturers of air conditioning, heating, and commercial refrigeration, and water heating equipment. An internationally recognized advocate for the industry, AHRI develops standards for and certifies the performance of many of these products. AHRI's 300+ member companies manufacture quality, efficient, and innovative residential and commercial air conditioning, space heating, water heating, and commercial refrigeration equipment and components for sale in North America and around the world.