



we make life better®

2311 Wilson Boulevard Suite 400 Arlington VA 22201 USA
 Phone 703 524 8800 | Fax 703 562 1942
 www.ahrinet.org

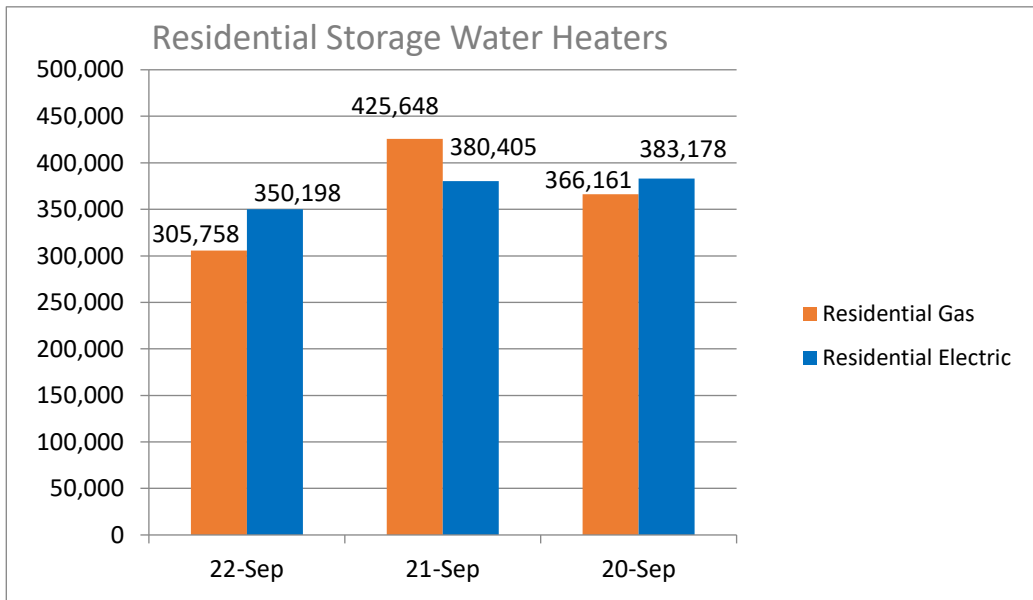
November 11, 2022
Contact: [Adanna Le Gendre](#)
Phone: 703.600.0363

*Public data is available in Excel format [here](#).
 Please see our FAQs [here](#).*

AHRI Releases September 2022 U.S. Heating and Cooling Equipment Shipment Data

Residential Storage Water Heaters

U.S. shipments of residential gas storage water heaters for September 2022 decreased 28.2 percent, to 305,758 units, down from 425,648 units shipped in September 2021. Residential electric storage water heater shipments decreased 7.9 percent in September 2022 to 350,198 units, down from 380,405 units shipped in September 2021.

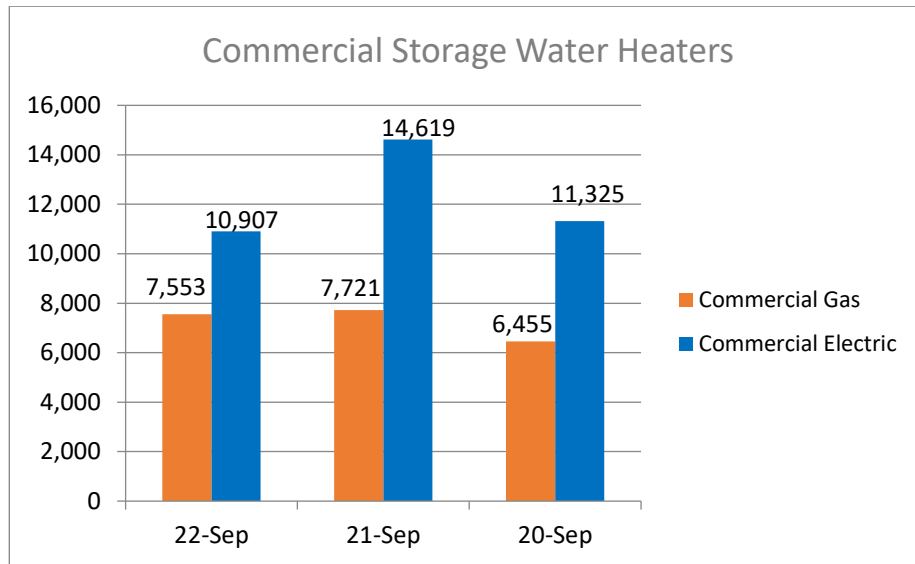


Year-to-date U.S. shipments of residential gas storage water heaters decreased 15.6 percent, to 3,111,669 compared to 3,687,150 shipped during that same period in 2021. Residential electric storage water heater shipments decreased 4.8 percent year-to-date, to 3,443,154 units, compared to 3,616,615 shipped during the same period in 2021.

<i>Year-to-Date</i>	Sep 22 YTD	Sep 21 YTD	%CHG. (From 2021-2022)	Sep 20 YTD
Residential Storage Gas	3,111,669	3,687,150	-15.6	3,377,667
Residential Storage Electric	3,443,154	3,616,615	-4.8	3,402,457

Commercial Storage Water Heaters

Commercial gas storage water heater shipments decreased 2.2 percent in September 2022, to 7,553 units, down from 7,721 units shipped in September 2021. Commercial electric storage water heater shipments decreased 25.4 percent in September 2022, to 10,907 units, down from 14,619 units shipped in September 2021.

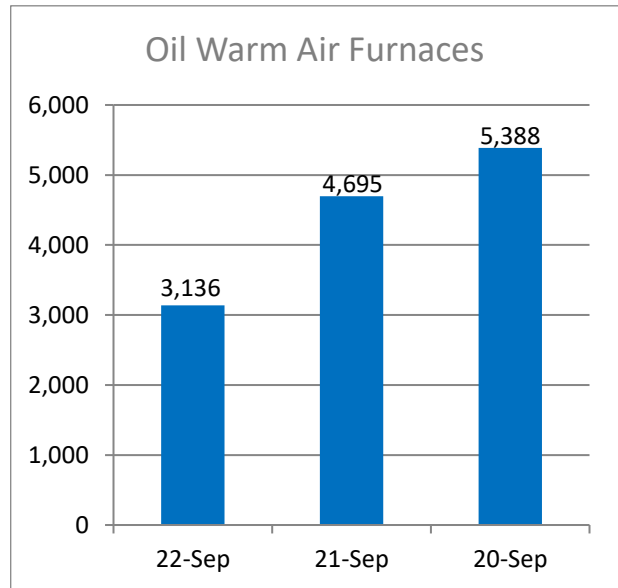
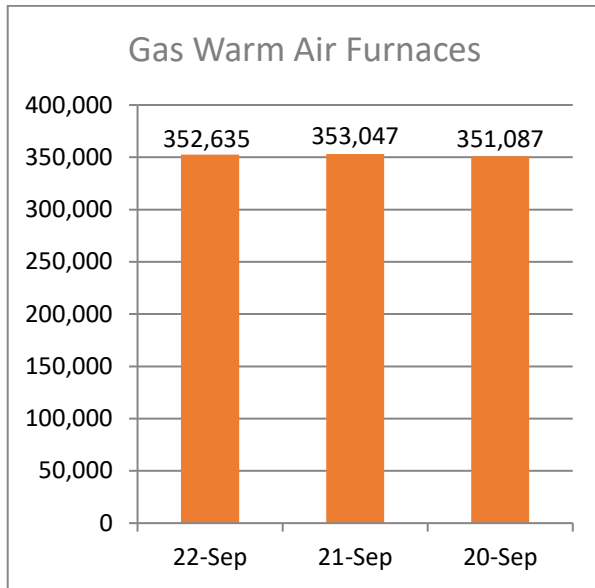


Year-to-date U.S. shipments of commercial gas storage water heaters decreased 6.1 percent, to 64,948 units, compared with 69,194 units shipped during the same period in 2021. Year-to-date commercial electric storage water heater shipments decreased 22.8 percent, to 89,844 units, down from 116,375 units shipped during the same period in 2021.

<i>Year-to-Date</i>	Sep 22 YTD	Sep 21 YTD	%CHG. (From 2021-2022)	Sep 20 YTD
Commercial Storage Gas	64,948	69,194	-6.1	58,585
Commercial Storage Electric	89,844	116,375	-22.8	104,720

Warm Air Furnaces

U.S. shipments of gas warm air furnaces for September 2022 decreased 0.1 percent, to 352,635 units, down from 353,047 units shipped in September 2021. Oil warm air furnace shipments decreased 33.2 percent, to 3,136 units in September 2022, down from 4,695 units shipped in September 2021.

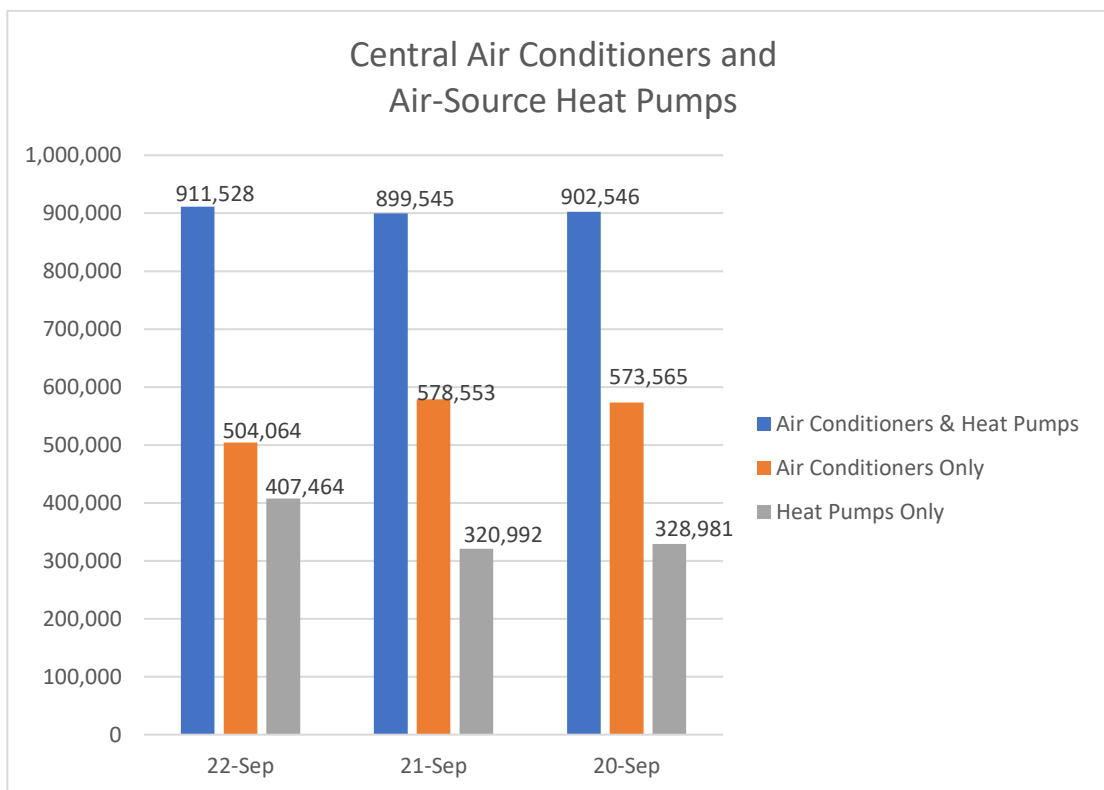


Year-to-date U.S. shipments of gas warm air furnaces decreased 0.4 percent, to 3,020,786 units, compared with 3,032,919 units shipped during the same period in 2021. Year-to-date U.S. shipments of oil warm air furnaces decreased 24.5 percent, to 20,552 units, compared with 27,206 units shipped during the same period in 2021.

<i>Year-to-Date</i>				
	Sep 22 YTD	Sep 21 YTD	%CHG. (From 2021-2022)	Sep 20 YTD
Gas Warm Air Furnaces	3,020,786	3,032,919	-0.4	2,329,809
Oil Warm Air Furnaces	20,552	27,206	-24.5	22,768

Central Air Conditioners and Air-Source Heat Pumps

U.S. shipments of central air conditioners and air-source heat pumps totaled 911,528 units in September 2022, up 1.3 percent from 899,545 units shipped in September 2021. U.S. shipments of air conditioners decreased 12.9 percent, to 504,064 units, down from 578,553 units shipped in September 2021. U.S. shipments of air-source heat pumps increased 26.9 percent, to 407,464 units, up from 320,992 units shipped in September 2021.



Year-to-date combined shipments of central air conditioners and air-source heat pumps increased 2.5 percent, to 8,314,671 units, up from 8,111,854 units shipped during the same period in 2021. Year-to-date shipments of central air conditioners decreased 2.4 percent, to 4,939,663 units, down from 5,059,384 units shipped during the same period in 2021. The year-to-date total for heat pump shipments increased 10.6 percent, to 3,375,008, up from 3,052,470 units shipped during the same period in 2021.

<i>Year-to-Date</i>				
	Sep 22 YTD	Sep 21 YTD	%CHG. (From 2021-2022)	Sep 20 YTD
Air Conditioners & Heat Pumps Combined Total	8,314,671	8,111,854	+2.5	7,338,953
Air Conditioners Only	4,939,663	5,059,384	-2.4	4,744,384
Heat Pumps Only	3,375,008	3,052,470	+10.6	2,594,569

U.S. Manufacturers' Shipments of Central Air Conditioners and Air-Source Heat Pumps

Month			
Size Description (000) BTUH	2022 Total	% Change from 2021	2020 Total
Under 16.5	40,322	+26.9	33,611
16.5-21.9	111,224	+59.0	86,942
22-26.9	174,116	-2.4	176,908
27-32.9	141,063	-0.7	146,430
33-38.9	187,989	-9.7	184,744
39-43.9	64,770	-3.4	71,585
44-53.9	93,074	-3.7	100,572
54-64.9	72,922	-10.0	78,270
65-96.9	8,715	+3.4	8,364
97-134.9	7,710	+17.3	6,187
135-184.9	4,437	-8.3	4,368
185-249.9	2,546	+28.7	1,826
250-319.9	1,444	+0.8	1,445
320-379.9	303	-24.8	335
380-539.9	310	-10.4	342
540-639.9	253	-2.7	251
640-799.9	97	-23.6	116
800.0-899.9	51	-31.1	61
900.0-999.9	71	+18.3	70
1,000.0-1,199.9	35	+9.4	53
1,200.0 & Over	76	+10.1	66
TOTAL	911,528	+1.3	902,546

YTD			
Size Description (000) BTUH	2022 Total	% Change from 2021	2020 Total
Under 16.5	345,337	-5.7	266,224
16.5-21.9	816,083	+12.7	663,131
22-26.9	1,659,181	+1.6	1,460,174
27-32.9	1,288,604	-0.6	1,196,869
33-38.9	1,768,519	+1.3	1,576,326
39-43.9	615,567	+1.5	563,650
44-53.9	905,613	+4.4	810,729
54-64.9	703,969	+7.6	601,949
65-96.9	75,377	-3.0	70,994
97-134.9	60,180	+0.1	52,336
135-184.9	36,038	-6.4	35,708
185-249.9	16,664	+2.0	15,880
250-319.9	12,902	-7.7	12,697
320-379.9	2,516	-16.3	3,075
380-539.9	2,713	-5.5	3,093
540-639.9	2,298	+16.4	2,443
640 & Over	915	-10.2	1,070
800.0-899.9	500	+21.1	641
900.0-999.9	612	+12.7	691
1,000.0-1,199.9	320	+1.6	467
1,200.0 & Over	763	-8.5	806
TOTAL	8,314,671	+2.5	7,338,953

Notes and FAQs

A shipment is defined as when a unit transfers ownership; a consignment is not a transfer of ownership. Industry data is aggregated from the information supplied by AHRI member companies that participate in the statistics program and can be subject to revision. Published year-to-date data is inclusive of all revisions. No other AHRI data (e.g., by state or region) is available to the public other than that published. AHRI does not conduct any market forecasting and is not qualified to discuss market trends. BTUHs of 64.9 and below are for residential units; 65.0 and above for commercial. For previous monthly shipment releases and historical data, please see <http://www.ahrinet.org/statistics>.

1. How do my colleagues subscribe to the report?

Go to <http://www.ahrinet.org/statistics> and click on Subscribe.

2. Does this data represent shipments to the United States only or are shipments outside of the United States included?

This data represents shipments to customers in the United States only.

3. Do you provide U.S. data by state?

That data is not available publicly.

4. Is historical data available in Excel?

It is available monthly reflecting exactly the data presented in the monthly public release.

5. Can I purchase additional industry data from AHRI?

No, AHRI statistical data is not for sale.

6. How much of the industry does the data represent?

Although we cannot get into specifics about how much of the industry the data represents, in general, AHRI is one of the largest trade associations in the nation, representing more than 300 heating, water heating, ventilation, air conditioning and commercial refrigeration manufacturers within the global HVACR industry. AHRI's 300+ member companies account for more than 90 percent of the residential and commercial air conditioning, space heating, water heating, and commercial refrigeration equipment manufactured and sold in North America.

###

About AHRI

The Air-Conditioning, Heating, and Refrigeration Institute (AHRI) is the trade association representing manufacturers of air conditioning, heating, and commercial refrigeration, and water heating equipment. An internationally recognized advocate for the industry, AHRI develops standards for and certifies the performance of many of these products. AHRI's 300+ member companies manufacture quality, efficient, and innovative residential and commercial air conditioning, space heating, water heating, and commercial refrigeration equipment and components for sale in North America and around the world.