

**SOLUBILITY, VISCOSITY AND DENSITY  
OF REFRIGERANT/LUBRICANT MIXTURES**

**Final Technical Report**

David R. Henderson

**Spauschus Associates, Inc.**  
300 Corporate Center Court  
Eagle's Landing  
Stockbridge, GA 30281

April 1994

**Prepared for**  
**The Air-Conditioning and Refrigeration Technology Institute**  
Under  
.ARTI MCLR Project Number 655-51200

This project is supported, in part, by U. S. Department of Energy (Office of Building Technology) grant number DE-FG02-91CE23810: Materials Compatibility and Lubricants Research (MCLR) on CFC-Refrigerant Substitutes. Federal funding supporting this project constitutes 93.67% of allowable costs. Funding from non-government sources supporting this project consists of direct cost sharing of 6.33% of allowable costs, and in-kind contributions from the air-conditioning and refrigeration industry.

## **DISCLAIMER**

The U. S. Department of Energy's and the air-conditioning industry's support for the Materials Compatibility and Lubricants Research (MCLR) program does not constitute an endorsement by the U. S. Department of Energy, nor by the air-conditioning and refrigeration industry, of the views expressed herein.

## **NOTICE**

This report was prepared on account of work sponsored by the United States Government. Neither the United States Government, nor the Department of Energy, nor the Air-Conditioning and Refrigeration Technology Institute, nor any of their employees, nor any of their contractors, subcontractors, or their employees, makes any warranty, expressed or implied, or assumes any legal liability or responsibility for the accuracy, completeness, or usefulness of any information, apparatus, product or process disclosed or represents that its use would not infringe privately-owned rights.

## **COPYRIGHT NOTICE**

(for journal publication submission)

By acceptance of this article, the publisher and/or recipient acknowledges the right of the U. S. Government and the Air-Conditioning and Refrigeration Technology Institute, Inc. (ARTI) to retain a nonexclusive, royalty-free license in and to any copyrights covering this paper.

## TABLE OF CONTENTS

<u>Topic</u>	<u>Page</u>
Abstract	1
Scope	1
Acknowledgments	1
Significant Results	3
Low Refrigerant Concentration Mixtures	3
High Refrigerant Concentration Mixtures	5
Discussion	9
Low Refrigerant Concentration Mixtures	9
High Refrigerant Concentration Mixtures	10
Compliance With Agreement	13
Principal Investigator Effort.	13
Experimental Results	
CFC-12/ISO 32 Naphthenic Mineral Oil	14
/ISO 100 Naphthenic Mineral Oil	18
HCFC-22/ISO 32 Naphthenic Mineral Oil	22
HFC-134a/ISO 68 Polyalkylene Glycol	26
/ISO 22 Pentaerythritol Ester Mixed Acid #1	30
/ISO 32 Pentaerythritol Ester Mixed Acid #1	34
/ISO 68 Pentaerythritol Ester Mixed Acid #1	38
/ISO 100 Pentaerythritol Ester Mixed Acid	42
/ISO 22 Pentaerythritol Ester Branched Acid	46
/ISO 32 Pentaerythritol Ester Mixed Acid #2	50
/ISO 68 Pentaerythritol Ester Branched Acid	54
/ISO 100 Pentaerythritol Ester Branched Acid	58
HCFC-123/ISO 32 Naphthenic Mineral Oil	62
/ISO 100 Naphthenic Mineral Oil	66
/ISO 32 Alkylbenzene	70
/ISO 68 Alkylbenzene	74
HFC-32/ISO 22 Pentaerythritol Ester Mixed Acid #2	78
/ISO 68 Pentaerythritol Ester Mixed Acid #2	82
/ISO 32 Pentaerythritol Ester Branched Acid	84
/ISO 100 Pentaerythritol Ester Branched Acid	88

## **TABLE OF CONTENTS (concluded)**

<b><u>Topic</u></b>	<b><u>Page</u></b>
HFC-125/ISO 22 Pentaerythritol Ester Mixed Acid #1	90
/ISO 68 Pentaerythritol Ester Mixed Acid #2	94
/ISO 32 Pentaerythritol Ester Branched Acid	98
/ISO 100 Pentaerythritol Ester Branched Acid	102
HFC-152a/ISO 32 Alkylbenzene	106
/ISO 68 Alkylbenzene	108
/ISO 22 Pentaerythritol Ester Mixed Acid #1	110
/ISO 68 Pentaerythritol Ester Mixed Acid #1	114
HFC-143a/ISO 22 Pentaerythritol Ester Mixed Acid #2	118
/ISO 68 Pentaerythritol Ester Mixed Acid #2	120
/ISO 32 Pentaerythritol Ester Branched Acid	122
/ISO 100 Pentaerythritol Ester Branched Acid	124
HCFC-124/ISO 32 Alkylbenzene	126
/ISO 68 Alkylbenzene	130
HCFC-142b/ISO 32 Alkylbenzene	134
Appendix A - Description of Experimental Techniques	138
Appendix B - Lubricant Purity	143
Appendix C - Commercial Identification	144



November 1994

Addendum to DOE/CE/23810-34

Several pages in the ARTI MCLR Final Report DOE/CE/23810-34, *Solubility, Viscosity and Density of Refrigerant/Lubricant Mixtures*, dated April 1994, have been revised. Please remove the following pages and insert the attached revised pages:

15 through 18

23 through 26

29 & 30

53 & 54

81 & 82

89 & 90

101 & 102

113 & 114

121 & 122

125 & 126

133 & 134

# **SOLUBILITY, VISCOSITY AND DENSITY OF REFRIGERANT/LUBRICANT MIXTURES**

## **ABSTRACT**

This report presents the results of experimental measurements on low refrigerant concentration mixtures (0, 10, 20 and 30 weight percent) and high refrigerant concentration mixtures (80, 90 and 100 weight percent) of chlorofluorocarbon (CFC) 12, hydrochlorofluorocarbons (HCFC's) 22, 123, 124 and 142b, and hydrofluorocarbons (HFC's) 134a, 32, 125, 152a and 143a with mineral oil, alkylbenzene, polyalkylene glycol and polyolester lubricants. Viscosity, solubility (vapor pressure) and density data are reported for thirty-five working fluids, which are selected combinations of these refrigerants and companion lubricants.

These data have been reduced to engineering form and are presented in the form of a Daniel Chart<sup>1</sup> and a plot of density versus temperature and composition. Extensive numerical analysis has been performed in order to derive equations which allow two independent variables (temperature and composition) and to provide for corrections in composition due to vapor space volume in the test apparatus; details of these calculations are provided in [Appendix A](#). This report supersedes all previous quarterly reports.

## **SCOPE**

The broad scope of this research is to measure the solubility (pressure), viscosity and density of the thirty-five refrigerant/lubricant mixtures over composition and temperature ranges as given in [Table 1](#). The experimental data are graphically reported in the Daniel Chart format, and mathematical relationships have been derived.

## **ACKNOWLEDGMENTS**

The support and assistance of many people has made this work possible. Our appreciation is extended to DuPont Chemical Company, ICI Chemicals and Polymers and AlliedSignal for donation of refrigerants, and to Witco Chemical Corporation, ICI Chemicals and Polymers, Mobil Corporation, Castrol Corporation, Henkel Corporation and Shrieve Chemical Corporation for donation of the lubricants. The experimental measurements were performed by Mr. Robert Clark and Mr. Richard Levy, whose diligence and devotion to quality are greatly appreciated. Thanks are due to the project manager, Mr. Steven Szymurski, and to the Air Conditioning and Refrigeration Technology Institute for diligent report review and guidance. Thanks are also extended to Dr. H. O. Spauschus, who provided support and guidance at crucial junctures.

<sup>1</sup>G. Daniel, M. J. Anderson, W. Schmid and M. Tokumitsu, "Performance of Selected Synthetic Lubricants in Industrial Heat Pumps," Heat Recovery Systems, Vol. 2, No. 4, 1982. pp. 359-368.

**Table 1: Refrigerant/Lubricant Mixtures Under Study**

	<u>Refrigerant/Lubricant</u>	<u>Low Refrigerant Concentrations<sup>1</sup></u> <u>Temp. Range C</u>	<u>High Refrigerant Concentrations<sup>2</sup></u> <u>Temp. Range C</u>
1.	12/ISO 32 MO <sup>3</sup>	0 to 100	-40 to +40
2.	12/ISO 100 MO	0 to 100	-40 to +40
3.	22/ISO 32 MO	0 to 100	-40 to +40
4.	134a/ISO 68 PAG <sup>4</sup>	0 to 100	-40 to +40
5.	134a/ISO 22 POE-MA #1 <sup>5</sup>	0 to 100	-40 to +40
6.	134a/ISO 32 POE-MA #1	0 to 100	-40 to +40
7.	134a/ISO 68 POE-MA #1	0 to 100	-40 to +40
8.	134a/ISO 100 POE-MA	0 to 100	-40 to +40
9.	134a/ISO 22 POE-BA <sup>6</sup>	0 to 100	-40 to +40
10.	134a/ISO 32 POE-MA#2	0 to 100	-40 to +40
11.	134a/ISO 68 POE-BA	0 to 100	-40 to +40
12.	134a/ISO 100 POE-BA	0 to 100	-40 to +40
13.	123/ISO 32 MO	0 to 100	-20 to +40
14.	123/ISO 100 MO	0 to 100	-20 to +40
15.	123/150 SUS AB <sup>7</sup>	0 to 100	-20 to +40
16.	123/300 SUS AB	0 to 100	-20 to +40
17.	32/ISO 22 POE-MA #2	0 to 75	-50 to +40
18.	32/ISO 68 POE-MA #2	0 to 75	-50 to +40
19.	32/ISO 32 POE-BA	0 to 75	-50 to +40
20.	32/ISO 100 POE-BA	0 to 75	-50 to +40
21.	125/ISO 22 POE-MA #1	0 to 65	-40 to +40
22.	125/ISO 68 POE-MA #2	0 to 65	-40 to +40
23.	125/ISO 32 POE-BA	0 to 65	-40 to +40
24.	125/ISO 100 POE-BA	0 to 65	-40 to +40
25.	152a/150 SUS AB	0 to 100	-40 to +40
26.	152a/300 SUS AB	0 to 100	-40 to +40
27.	152a/ISO 22 POE-MA #1	0 to 100	-40 to +40
28.	152a/ISO 68 POE-MA #1	0 to 100	-40 to +40
29.	143a/ISO 22 POE-MA #2	0 to 70	-45 to +40
30.	143a/ISO 68 POE-MA #2	0 to 70	-45 to +40
31.	143a/ISO 32 POE-BA	0 to 70	-45 to +40
32.	143a/ISO 100 POE-BA	0 to 70	-45 to +40
33.	124/150 SUS AB	0 to 100	-40 to +40
34.	124/300 SUS AB	0 to 100	-40 to +40
35.	142b/150 SUS AB	0 to 100	-40 to +40

<sup>1</sup>Low Refrigerant Concentrations are 0, 10, 20 and 30 weight percent refrigerant.

<sup>2</sup>High Refrigerant Concentrations are 80, 90 and 100 weight percent refrigerant.

<sup>3</sup>Mineral Oil

<sup>4</sup>Polyalkylene Glycol (butyl monoether)

<sup>5</sup>Polyolester (Pentaerythritol) - Mixed Acid

<sup>6</sup>Polyolester (Pentaerythritol) - Branched Acid

<sup>7</sup>Alkylbenzene

## SIGNIFICANT RESULTS

### Low Refrigerant Concentration Mixtures

Experimental data are presented in the form of mathematical models and two charts, the first giving the density, the second giving the viscosity and solubility (pressure) as functions of temperature and composition (Daniel Chart<sup>1</sup>). On the upper portion of the Daniel Chart are isobaric viscosity curves, which have been algebraically generated from the measured data.

In order to generate these isobaric curves, the assumption has been made that interpolation between measured composition curves is valid over the temperature range for which data has been obtained. It is also assumed that these fluids are two component mixtures having one liquid phase and one vapor phase; application of the Gibbs Phase Rule then gives two degrees of freedom. Accompanying each set of charts is a table of regression constants and correlation coefficients, which is explained below.

Functions of two independent variables are chosen to represent the experimental data; generally, the simplest form, which represents the data accurately, has been employed. The relationship chosen to represent the viscosity data is a modified form of the Walther equation:

$$\log\{\log(\eta + 0.7)\} = \{a_1 + a_2 \log(T) + a_3 \log^2(T)\} + \omega \{a_4 + a_5 \log(T) + a_6 \log^2(T)\} + \omega^2 \{a_7 + a_8 \log(T) + a_9 \log^2(T)\} \quad (1)$$

where

$\eta$  = absolute viscosity, centipoise  
 $T$  = Temperature, Kelvin  
 $\omega$  = mass fraction refrigerant  
 $\log$  = logarithm to the base 10  
 $a_1$  through  $a_9$  = constants.

Vapor pressure is given by

$$P = \{a_1 + a_2 T + a_3 T^2\} + \omega \{a_4 + a_5 T + a_6 T^2\} + \omega^2 \{a_7 + a_8 T + a_9 T^2\} \quad (2)$$

where

$P$  = pressure, kilopascals  
 $T$  = Temperature, Kelvin  
 $\omega$  = mass fraction refrigerant  
 $a_1$  through  $a_9$  = constants (different from equation (1)).

Density is given by

$$\rho = \{a_1 + a_2 T + a_3 T^2\} + \omega \{a_4 + a_5 T + a_6 T^2\} + \omega^2 \{a_7 + a_8 T + a_9 T^2\} \quad (3)$$

where

$\rho$  = density, g/cc  
 $T$  = Temperature, Kelvin  
 $\omega$  = mass fraction refrigerant  
 $a_1$  through  $a_9$  = constants.

Kinematic viscosity is given by

$$\log\{\log(v + 0.7)\} = \{a_1 + a_2 \log(T) + a_3 \log^2(T)\} + \omega \{a_4 + a_5 \log(T) + a_6 \log^2(T)\} + \omega^2 \{a_7 + a_8 \log(T) + a_9 \log^2(T)\} \quad (4)$$

where

v = kinematic viscosity, centistokes  
T = Temperature, Kelvin  
 $\omega$  = mass fraction refrigerant  
log = logarithm to the base 10  
 $a_1$  through  $a_9$  = constants.

Multivariate correlation coefficients are given as a measure of how well the regression equations fit the data. These coefficients, denoted by  $\sigma$ , are the square root of the explained variation divided by the total variation. Mathematically, we have

$$\text{Unexplained variation} = \Sigma(y_i - y_c)^2$$

$$\text{Total variation} = \Sigma(y_i - y_{av})^2$$

$$\text{Explained variation} = \text{Total variation} - \text{Unexplained variation}$$

where

$y_i$  = experimental data point  
 $y_c$  = calculated data point  
 $y_{av}$  = average of experimental data points

giving

$$\sigma = \sqrt{\frac{\Sigma(y_i - y_{av})^2 - \Sigma(y_i - y_c)^2}{\Sigma(y_i - y_{av})^2}}$$

As detailed in [Appendix A](#), the computer program REFPROP 4.0 issued by the National Institute of Standards and Technology, has been used to determine the amount of refrigerant gas in the free volume above the liquid in the test apparatus, and thus calculate the true composition of the fluid under study at the measured data points.

## High Refrigerant Concentration Mixtures

These mixture data are also presented in the form of two charts. The density plot is a straightforward presentation of density versus temperature at constant compositions, and the viscosity/solubility graph follows the method given by Daniel et.al., with the modifications that the temperature and viscosity axes are linear instead of singly and doubly logarithmic, respectively. Corrections for vapor space volume have been applied as given in [Appendix A](#), and isobaric viscosity curves have been generated as outlined previously.

Regions of immiscibility are observed for some of these refrigerant/lubricant mixtures and are clearly indicated on the diagrams. Total immiscibility (i.e. 10 and 20 weight percent lubricant mixtures are two phased at room temperature) was observed for the mixtures listed below; hence, no data is reported for these fluids.

- HFC-32/ISO 68 pentaerythritol ester mixed acid #2
- HFC-32/ISO 100 pentaerythritol ester branched acid
- HFC-152a/ISO 32 alkylbenzene
- HFC-152a/ISO 68 alkylbenzene
- HFC-143a/ISO 22 pentaerythritol ester mixed acid #2
- HFC-143a/ISO 68 pentaerythritol ester mixed acid #2
- HFC-143a/ISO 32 pentaerythritol ester branched acid
- HFC-143a/ISO 100 pentaerythritol ester branched acid

Again, functions of the two variables temperature and composition have been derived, with the notable exceptions of working fluids containing HFC-125 and HFC-152a. In these two cases, the density of the refrigerant is near the density of the lubricant, which results in data that is not modeled well by the many polynomial forms examined here (crossovers occur near the temperature where the refrigerant and lubricant density are equal). For these mixtures, equations are given for each curve of constant composition separately; the tables which accompany each set of charts contain a correlation coefficient for each curve of constant composition, instead of a single correlation coefficient (see, for example, [Table 21-2](#)). Equations 5 through 8 below then apply to all mixtures except those containing refrigerants HFC-125 and HFC- 152a.

Dynamic viscosity is represented by

$$\log(\eta) = \{a_1 + a_2/T + a_3/T^2\} + \omega \{a_4 + a_5/T + a_6/T^2\} + \omega^2 \{a_7 + a_8/T + a_9/T^2\} \quad (5)$$

where

$\eta$  = absolute viscosity, centipoise  
 $T$  = Temperature, Kelvin  
 $\omega$  = mass fraction refrigerant  
 $\log$  = logarithm to the base 10  
 $a_1$  through  $a_9$  = constants.

Vapor pressure is given by

$$\log(P) = \{a_1 + a_2/T + a_3/T^2\} + \omega \{a_4 + a_5/T + a_6/T^2\} + \omega^2 \{a_7 + a_8/T + a_9/T^2\} \quad (6)$$

where

P = pressure, kilopascals  
 T = Temperature, Kelvin  
 $\omega$  = mass fraction refrigerant  
 log = logarithm to the base 10  
 $a_1$  through  $a_9$  = constants.

Density is given by

$$\rho = \{a_1 + a_2 T_r + a_3 T_r^2\} + \omega \{a_4 + a_5 T_r + a_6 T_r^2\} + \omega^2 \{a_7 + a_8 T_r + a_9 T_r^2\} \quad (7)$$

where

$\rho$  = density, g/cc  
 $T_r = 1 - T/T_c$   
 $T_r$  = temperature, Kelvin  
 $T_c$  = critical temperature, Kelvin  
 $\omega$  = mass fraction refrigerant  
 $a_1$  through  $a_9$  = constants.

Kinematic viscosity is given by

$$\log(\nu) = \{a_1 + a_2/T + a_3/T^2\} + \omega \{a_4 + a_5/T + a_6/T^2\} + \omega^2 \{a_7 + a_8/T + a_9/T^2\} \quad (8)$$

where

$\nu$  = kinematic viscosity, centistokes  
 T = Temperature, Kelvin  
 $\omega$  = mass fraction refrigerant  
 log = logarithm to the base 10  
 $a_1$  through  $a_9$  = constants.

For fluids containing HFC-125 or HFC-152a, equations 9 through 11 apply:

Kinematic viscosity is represented by

$$\begin{aligned}\log(v_{100}) &= a_1 + a_2/T + a_3/T^2 \\ \log(v_{90}) &= a_4 + a_5/T + a_6/T^2 \\ \log(v_{80}) &= a_7 + a_8/T + a_9/T^2\end{aligned}\tag{9}$$

where

v = kinematic viscosity, centistokes  
T = Temperature, Kelvin  
log = logarithm to the base 10  
a<sub>1</sub> through a<sub>9</sub> = constants, and  
the subscripts 100, 90 and 80 refer to mass fraction refrigerant.

Vapor pressure is given by

$$\begin{aligned}\log(P_{100}) &= a_1 + a_2/T + a_3/T^2 \\ \log(P_{90}) &= a_4 + a_5/T + a_6/T^2 \\ \log(P_{80}) &= a_7 + a_8/T + a_9/T^2\end{aligned}\tag{10}$$

where

P = pressure, kilopascals  
T = Temperature, Kelvin  
log = logarithm to the base 10  
a<sub>1</sub> through a<sub>9</sub> = constants, and  
the subscripts 100, 90 and 80 refer to mass fraction refrigerant.

Density is given by

$$\begin{aligned}\rho_{100} &= a_1 + a_2 T + a_3 T^2 \\ \rho_{90} &= a_4 + a_5 T + a_6 T^2 \\ \rho_{80} &= a_7 + a_8 T + a_9 T^2\end{aligned}\tag{11}$$

where

ρ = density, g/cc  
T = Temperature, Kelvin  
a<sub>1</sub> through a<sub>9</sub> = constants, and  
the subscripts 100, 90 and 80 refer to mass fraction refrigerant.



## DISCUSSION

The main body of this report consists of four pages reporting the results for each of the thirty five mixtures listed in [Table 1](#), except in those cases where the high refrigerant concentration mixtures are immiscible at room temperature. In these cases, two pages giving the low refrigerant concentration mixture data are reported.

This data is applicable to a broad range of refrigeration and air-conditioning equipment. Some of the refrigerants, such as HFC-134a, have seen widespread acceptance in various applications, while others such as HFC-152a are hindered by other concerns (flammability, etc.). Many are being considered as blend components for replacement of HCFC-22 and R-502. The viscosity, solubility and density data reported here provides a good starting point for understanding the behavior of these mixtures, and serves as a relatively comprehensive data set for validation of computer models which predict the properties of mixtures based on the properties of the refrigerant and lubricant alone.

Some general observations may be made:

### Low Refrigerant Concentration Mixtures

1. Density data tends to be equally spaced straight lines, except when the density of the neat refrigerant is close to the density of the neat lubricant ([Figure 28-1](#) represents an extreme case). Crossovers also occur ([Figure 20-1](#)).

2. In all cases, the viscosity data are linear under the Walther equation transformation; i.e. there is no curvature with respect to temperature in the refrigerant/lubricant mixtures (or the neat lubricants).

3. In most cases, the mixture viscosity lines are approximately parallel (to the neat lubricant line) and approximately equally spaced (see [Figure 5-2](#), for example). Some fluids deviate from this behavior, showing progressively larger ([Figure 20-2](#)) or smaller ([Figure 26-2](#)) reductions in viscosity with increasing refrigerant concentration; some fluids show increasing viscosity/temperature slope with increasing refrigerant concentration ([Figure 31-2](#)).

4. As would be expected, increasing the refrigerant concentration increases the vapor pressure of the mixture at all temperatures, but the magnitude of the increase is not linear with concentration. [Figure 26-2](#) is an extreme example; note the effect on viscosity of this "decreasing solubility."

Some specific observations can also be made, grouped by refrigerant:

#### CFC-12 and HCFC-22

1. These fluids are included as baselines for comparison.

#### HFC-134a

1. Data is included for an ISO 68 PAG, which shows less change in viscosity with temperature than does either of the ISO 68 POEs. Although the vapor pressure of these three mixtures is very nearly the same at all concentrations and temperatures, the viscosity of the PAG mixtures is generally higher than the POE mixtures due to the higher viscosity index of the neat oil.

2. When compared at the same ISO grade (22, 68 and 100) and at common temperature and composition, the pentaerythritol ester mixed acid lubricant mixtures exhibit slightly higher vapor pressure and slightly lower viscosity than do the branched acid lubricant mixtures. The ISO 22 mixed acid has a slightly higher viscosity index than does the branched acid, but the opposite is true for the ISO 68 and ISO 100 lubricants.

3. The ISO 100 POE mixed acid and branched acid both show lower viscosity at low temperatures and higher viscosity at elevated temperatures than the CFC-12/ISO 100 mineral oil mixtures, due to the higher viscosity index of the neat oils and the fact that the mixture viscosity lines are very nearly parallel to the neat lubricant line. This effect is more pronounced for the branched acid than for the mixed acid.

4. Small differences in viscosity are observed between the two ISO 32 pentaerythritol ester mixed acids, with number 1 exhibiting slightly lower viscosity than number 2 at all temperatures and compositions. The differences are more pronounced in the 10 and 20 percent oil range than at 30 percent. Both show lower viscosity at low temperatures and higher viscosity at elevated temperatures than the CFC-12/ISO 32 mineral oil mixtures, for the reasons given in (3) above.

5. Viscosities of both ISO 22 mixed acid and ISO 22 branched acid are somewhat lower at all temperatures and compositions than CFC-12/mineral oil. Looking at this situation another way, for a given temperature and pressure, the HFC-134a mixtures are lower in refrigerant concentration (more oil rich) which tends to offset the reduction in viscosity caused by the different ISO grades. Vapor pressure of the HFC-134a mixtures at common temperatures and compositions is significantly higher in both cases than is CFC-12/mineral oil.

### HCFC-123

1. Comparison of the ISO 32 mineral oil and the ISO 32 alkylbenzene reveals that the vapor pressure and viscosity are lower at common temperatures and compositions for the alkylbenzene than for the mineral oil. Alternatively, at a given temperature and pressure, the mineral oil mixture is more oil rich than the alkylbenzene.

2. The ISO 68 alkylbenzene is virtually identical in vapor pressure to the ISO 32 alkylbenzene, but the mixture viscosities are higher, and in fact are higher than the ISO 32 mineral oil mixtures at all temperatures and compositions. This means that at a constant temperature and pressure, the ISO 32 mineral oil mixture is more oil rich than the ISO 68 alkylbenzene mixture, but this is offset by the higher ISO viscosity grade.

### HFC-32

1. Viscosity of the mixtures shows large reductions compared to the neat oil, as evidenced by the relatively wide spacing of the viscosity lines. The vapor pressure of the mixtures is high, as might be expected for mixtures containing this high-pressure refrigerant.

2. No obvious differences are noted between POE mixed acid and branched acid lubricants.

### HFC-125

1. The dilution effects on viscosity tend to become greater as the refrigerant concentration is increased, meaning that at a given temperature, the reduction in viscosity caused by 30 weight percent dilution is greater than the reduction caused by 20 percent, which is in turn greater than the reduction caused by 10 percent.

2. Differences between POE mixed acid and branched acid lubricants are again very subtle, if present.

## HFC-152a

1. Viscosity behavior with the two alkylbenzenes is unusual; it appears that dilution effects are limited, since the viscosity reduction from 20 to 30 percent lubricant is much less than the reduction from 10 to 20 or from 0 to 10. (Compare with the ISO 22 and ISO 68 POE mixed acids).

2. When compared to CFC-12/ISO 32 mineral oil, the HFC-152a/ISO 32 alkylbenzene mixtures are quite a bit lower in viscosity at the same temperature and composition, although this difference becomes less pronounced as HFC-152a concentration is increased. Vapor pressure of the HFC-152a mixtures is significantly higher. These same comments apply when comparing HFC-152a/ISO 22 POE mixed acid to CFC-12/ISO 32 mineral oil.

3. Vapor pressures for the ISO 68 alkylbenzene mixtures are higher than for the ISO 68 POE mixed acid. Viscosity of the alkylbenzene is lower in the 10 to 20 percent refrigerant range, but becomes higher in the 20 to 30 percent range due to the effect given in subparagraph 1, above.

## HFC-143a

The most striking observation concerning this refrigerant is the large change in viscosity/temperature slope with increasing HFC-143a concentration for the POE branched acid lubricants. This effect is more pronounced for the ISO 32 lubricant than for the ISO 100.

## HCFC-124

No unusual behavior is evident.

## HCFC-142b

No unusual behavior is evident.

## **High Refrigerant Concentration Mixtures**

General observations concerning this data are:

1. Density data behavior is more complicated than for the low refrigerant concentration mixtures. All refrigerants studied exhibit some non-linearity with respect to temperature; HFC-134a is fairly linear, while HFC-125 exhibits curvature, and mixtures of these refrigerants with generally linear lubricants can result in complex behavior. Crossovers occur as seen in [Figure 21-3](#). HFC-125 with the ISO 32 pentaerythritol ester branched acid ([Figure 23-3](#)) is an interesting case in that these mixtures demonstrate nearly ideal behavior (the crossovers occur at a single temperature). [Figure 21-3](#) demonstrates the deviations from ideal behavior which are more commonly observed.

2. Although vapor pressure is only minimally affected by the addition of 10 and 20 weight percent oil, the viscosity of the fluid is dramatically increased. At a given temperature, the increase in viscosity from 10 to 20 percent oil is greater than the increase from 0 to 10 percent. As the temperature is lowered, the effect increases.

3. The small changes in vapor pressure due to the presence of the oil result in isobaric viscosity curves which are nearly vertical, i.e. small changes in temperature at a constant pressure result in large changes in viscosity.

Specific observations, grouped by refrigerant are:

### CFC-12 and HCFC-22

1. Again, these fluids are included for baseline reference. It has been well documented that HCFC-22/ISO 32 mineral oil exhibits an immiscible region at low temperatures, which is clearly indicated in [Figures 3-3](#) and [3-4](#).

### HFC-134a

1. Regions of immiscibility are noted for three of the five POE mixed acid lubricants studied, while complete miscibility was observed for all three POE branched acids over the temperature range -40 to +40°C.

2. The ISO 68 PAG/HFC-134a solutions exhibit significantly higher viscosity than the ISO 100/CFC-12 mixtures, particularly at low temperatures, even though the ISO grade of the PAG is lower. This is most likely due to higher solubility of mineral oil in CFC-12.

3. Significant differences in viscosity and vapor pressure are not observed between the mixed acid and branched acid POE lubricants for ISO viscosity grades 22, 68 and 100.

4. When compared to CFC-12/ISO 100 mineral oil, the ISO 100 POE mixed acid and branched acid lubricants with HFC-134a are both slightly higher in viscosity at common temperatures and compositions.

5. ISO 32 POE mixed acid and branched acid oils with HFC-134a show higher viscosity than CFC-12/ISO 32 mineral oil mixtures at all temperatures and compositions.

6. With the exception of immiscible regions noted above, significant differences are not observed between HFC-134a/ISO 22 mixed acid or branched acid lubricants and CFC-12/ISO 32 mineral oil. The pressure of CFC-12/mineral oil mixtures at higher temperatures are more linear with respect to composition than are the HFC-134a/synthetics.

### HCFC-123

1. The presence of mineral oil, whether 10 or 20 percent, reduces the vapor pressure by approximately the same amount, while there are clear differences between the presence of 10 or 20 percent alkylbenzene. This effect is more pronounced at higher ISO viscosity grades.

2. Viscosity is affected as might be expected. Addition of a given amount of a higher ISO grade lubricant results in higher viscosity elevation than the same amount of a lower ISO grade.

### HFC-32

1. This refrigerant was found to be immiscible at room temperature, 10 and 20 weight percent lubricant compositions, with ISO 68 POE mixed acid #2 and ISO 100 POE branched acid. Regions of immiscibility were also observed for the other lubricants studied, ISO 22 POE mixed acid #2 and ISO 32 POE branched acid. This region extends to much higher temperatures for the mixed acid than for the branched acid.

2. Vapor pressure of the refrigerant is markedly unaffected by the presence of the oil at low temperatures.

### HFC-125

An unexpected region of immiscibility was observed for HFC-125/ISO 68 POE mixed acid #2 at higher temperatures (30°C).

### HFC-152a

1. HFC-152a is immiscible with both ISO 32 and ISO 68 alkylbenzene at 10 and 20 weight percent oil, room temperature.

2. Significant differences in viscosity or vapor pressure are not observed between ISO 22 POE and ISO 68 POE mixed acid lubricants.

### HFC-143a

This refrigerant is immiscible with all four lubricants studied at 10 and 20 weight percent oil, room temperature.

### HCFC-124

No significant differences are observed between the ISO 32 and ISO 68 alkylbenzene lubricants.

### HCFC-142b

No comments.

### **COMPLIANCE WITH AGREEMENT**

No significant modifications or deviations from the technical performance of work as described in the contract agreement have been necessary during this reporting period.

### **PRINCIPAL INVESTIGATOR EFFORT**

During the course of this project, Mr. David R. Henderson directed and/or performed the following activities:

- Project management and laboratory supervision
- Data reduction/mathematical modeling
- Reporting

**Table 1-1: Viscosity, Solubility and Density Parameters  
CFC-12/ISO 32 Naphthenic Mineral Oil  
Low Refrigerant Concentration Mixtures**

Coefficient	Dynamic Viscosity (eq. 1)	Vapor Pressure (eq. 2)	Density (eq. 3)	Kinematic Viscosity (eq. 4)
$a_1$	1.15995E+1	-1.59687E+3	1.11406	1.10102E+1
$a_2$	-4.58293	9.88634	-7.68203E-4	-4.34077
$a_3$	0	-1.51588E-2	2.11750E-7	0
$a_4$	-9.34249	1.84554E+4	-3.53798E-4	-8.39345
$a_5$	3.37151	-1.64047E+2	2.25848E-3	2.98919
$a_6$	0	3.65567E-1	-3.87969E-6	0
$a_7$	1.00417E+1	4.55865E+4	1.73572	1.04819E+1
$a_8$	-4.27188	-2.46160E+2	-8.27677E-3	-4.51152
$a_9$	0	2.88658E-1	1.00529E-5	0
$\sigma$	0.9993	0.9995	0.9998	0.9990

**Figure 1-1: Density of CFC-12/ISO 32 Naphthenic Mineral Oil  
Low Refrigerant Concentration Mixtures**

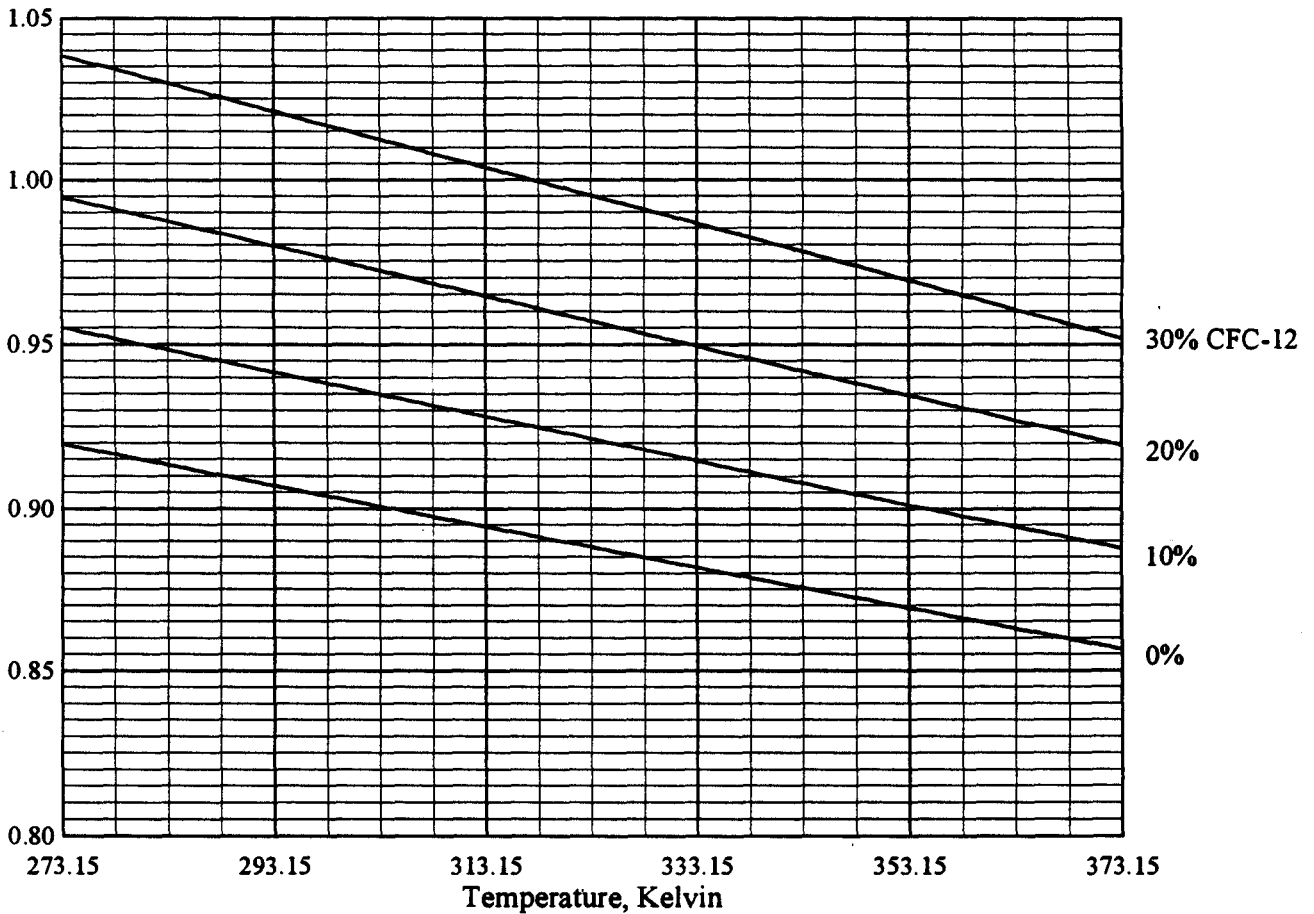
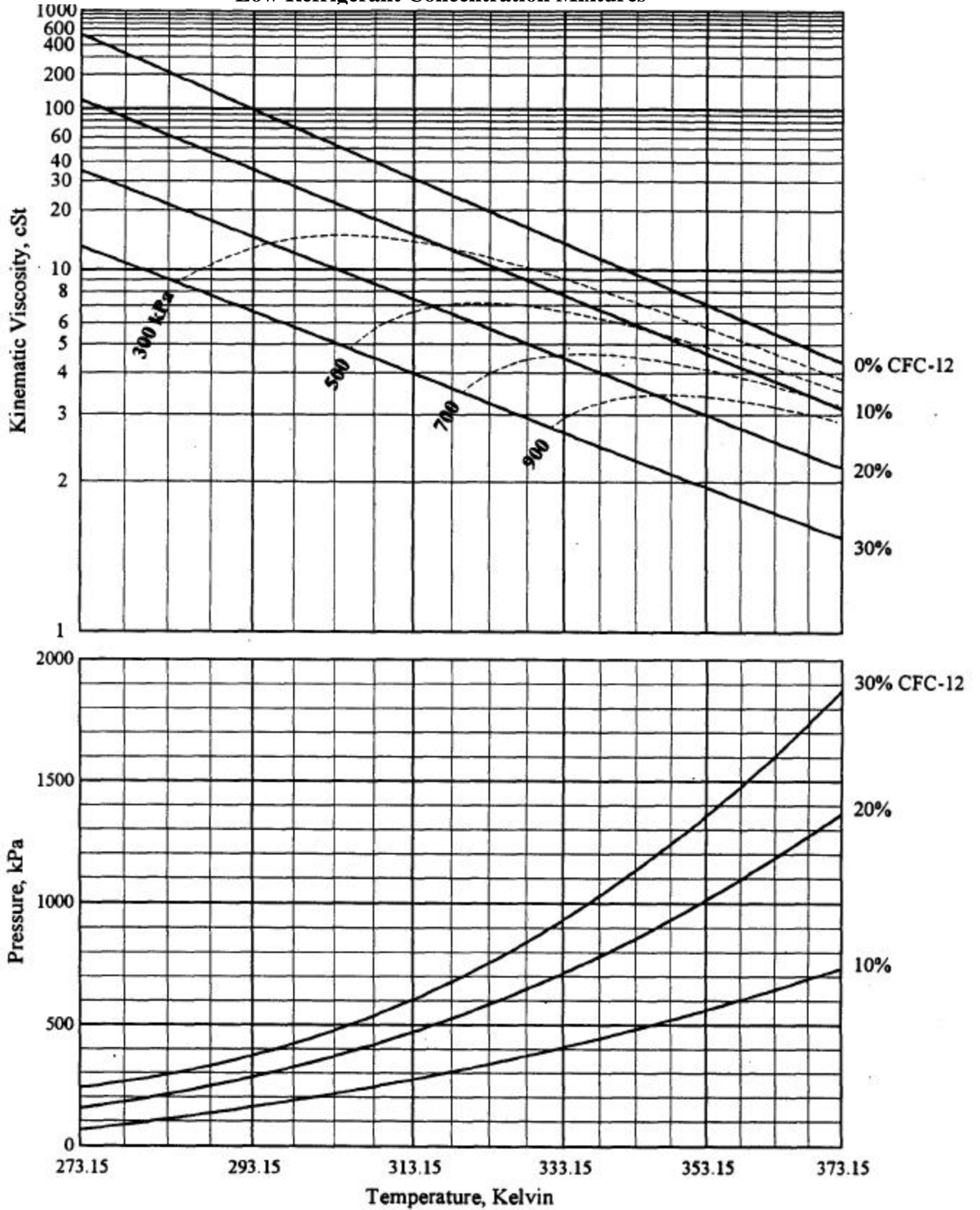


Figure 1-2: Viscosity and Solubility of CFC-12/ISO 32 Naphthenic Mineral Oil  
Low Refrigerant Concentration Mixtures





**Table 1-2: Viscosity, Solubility and Density Parameters  
CFC-12/ISO 32 Naphthenic Mineral Oil  
High Refrigerant Concentration Mixtures**

Coefficient	Dynamic Viscosity (eq. 5)	Vapor Pressure (eq. 6)	Density (eq. 7)	Kinematic Viscosity (eq. 8)
$a_1$	2.52153	6.35033	4.65438	8.35930E-1
$a_2$	2.71475E+2	-1.09059E+3	-1.48563E+1	4.32691E+2
$a_3$	-2.49679E+4	0	1.35083E+1	6.62249E+4
$a_4$	-7.87786	4.71518E-2	-8.64438	-4.59494
$a_5$	-7.88056E+2	6.55429	2.70478E+1	-5.63657E+2
$a_6$	3.00321E+5	0	-2.09473E+1	1.14518E+4
$a_7$	3.41502	5.29574E-2	4.93363	2.50134
$a_8$	9.59812E+2	2.16896E-2	-1.01950E+1	1.96070E+2
$a_9$	-2.93382E+5	0	6.18252	-5.47519E+4
$\sigma$	0.9998	0.9997	0.9998	0.9999

**Figure 1-3: Density of CFC-12/ISO 32 Naphthenic Mineral Oil  
High Refrigerant Concentration Mixtures**

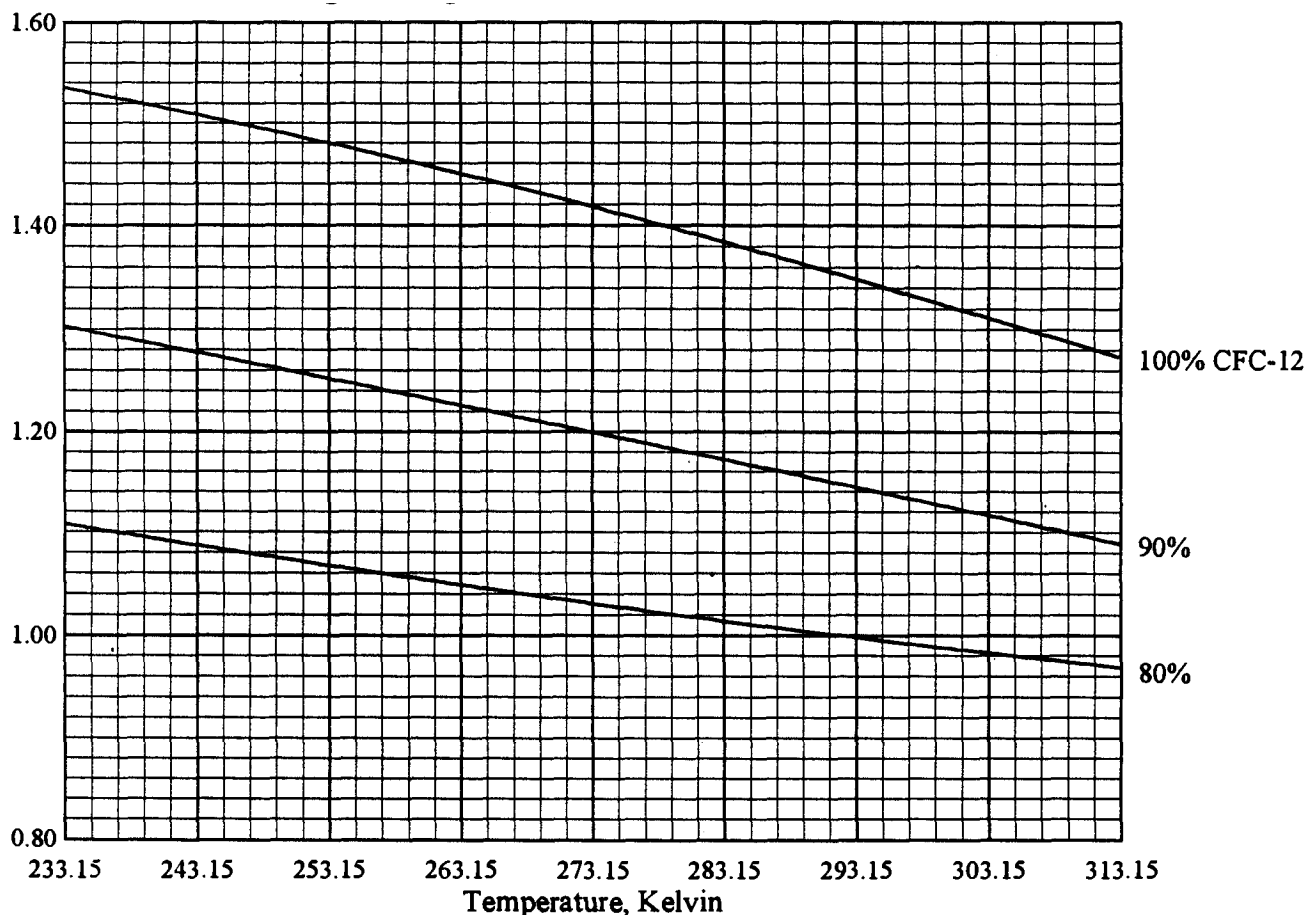
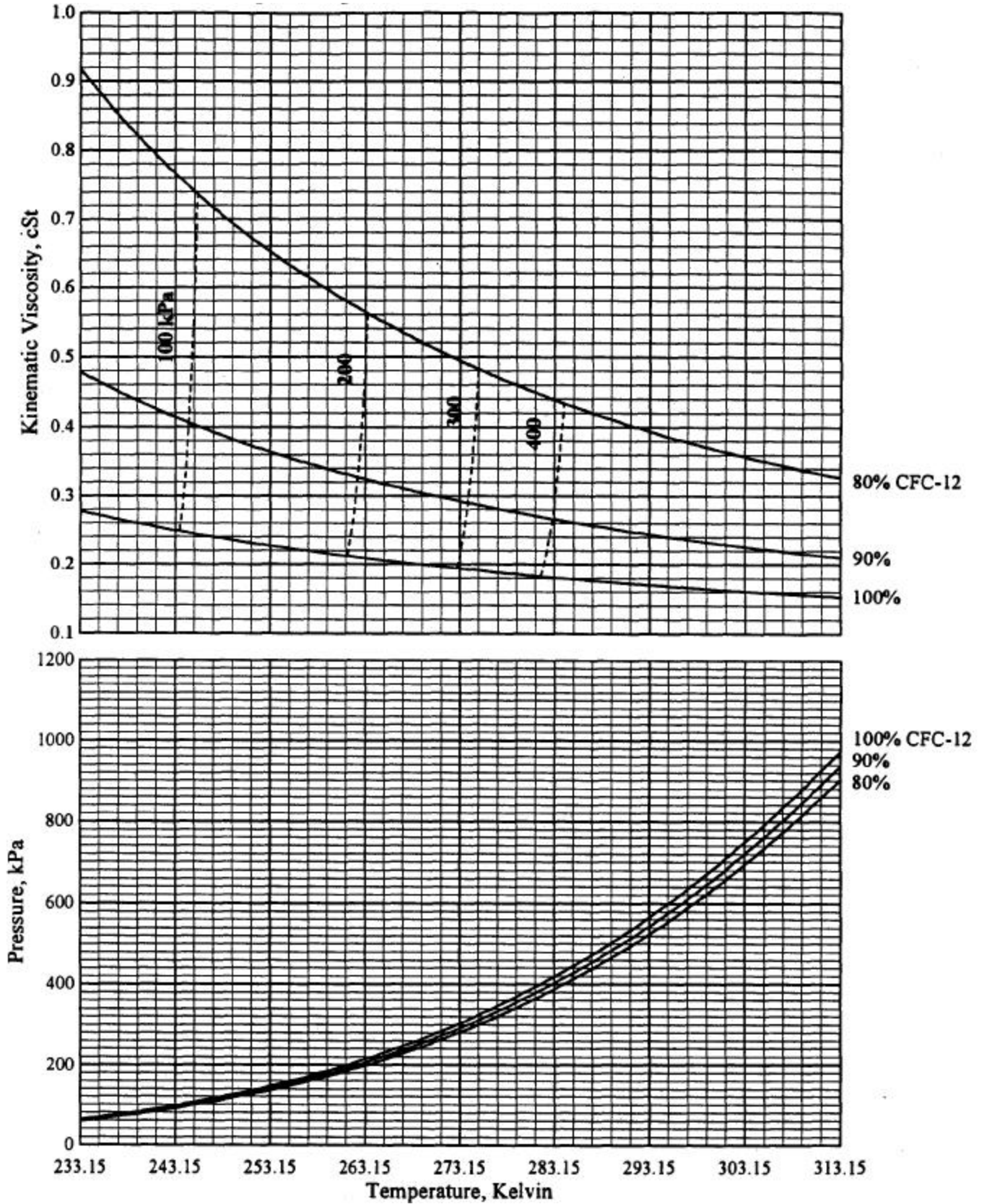


Figure 1-4: Viscosity and Solubility of CFC-12/ISO 32 Naphthenic Mineral Oil High Refrigerant Concentration Mixtures



**Table 2-1: Viscosity, Solubility and Density Parameters  
CFC-12/ISO 100 Naphthenic Mineral Oil  
Low Refrigerant Concentration Mixtures**

Coefficient	Dynamic Viscosity (eq. 1)	Vapor Pressure (eq. 2)	Density (eq. 3)	Kinematic Viscosity (eq. 4)
$a_1$	1.09537E+1	-1.08308E+3	1.00639	1.05578E+1
$a_2$	-4.27298	6.79237	-6.68745E-5	-4.10944
$a_3$	0	-1.05801E-2	-8.46682E-7	0
$a_4$	1.51772	-1.94619E+4	1.72297	7.30299E-1
$a_5$	-1.01427	6.56341E+1	-8.09109E-3	-6.99619E-1
$a_6$	0	2.74629E-2	1.12909E-5	0
$a_7$	-1.04316E+1	1.85191E+5	-2.87944	-6.23288
$a_8$	3.99066	-1.12393E+3	1.89765E-2	2.25878
$a_9$	0	1.64396	-2.90452E-5	0
$\sigma$	0.9998	0.9997	0.9997	0.9999

**Figure 2-1: Density of CFC-12/ISO 100 Naphthenic Mineral Oil  
Low Refrigerant Concentration Mixtures**

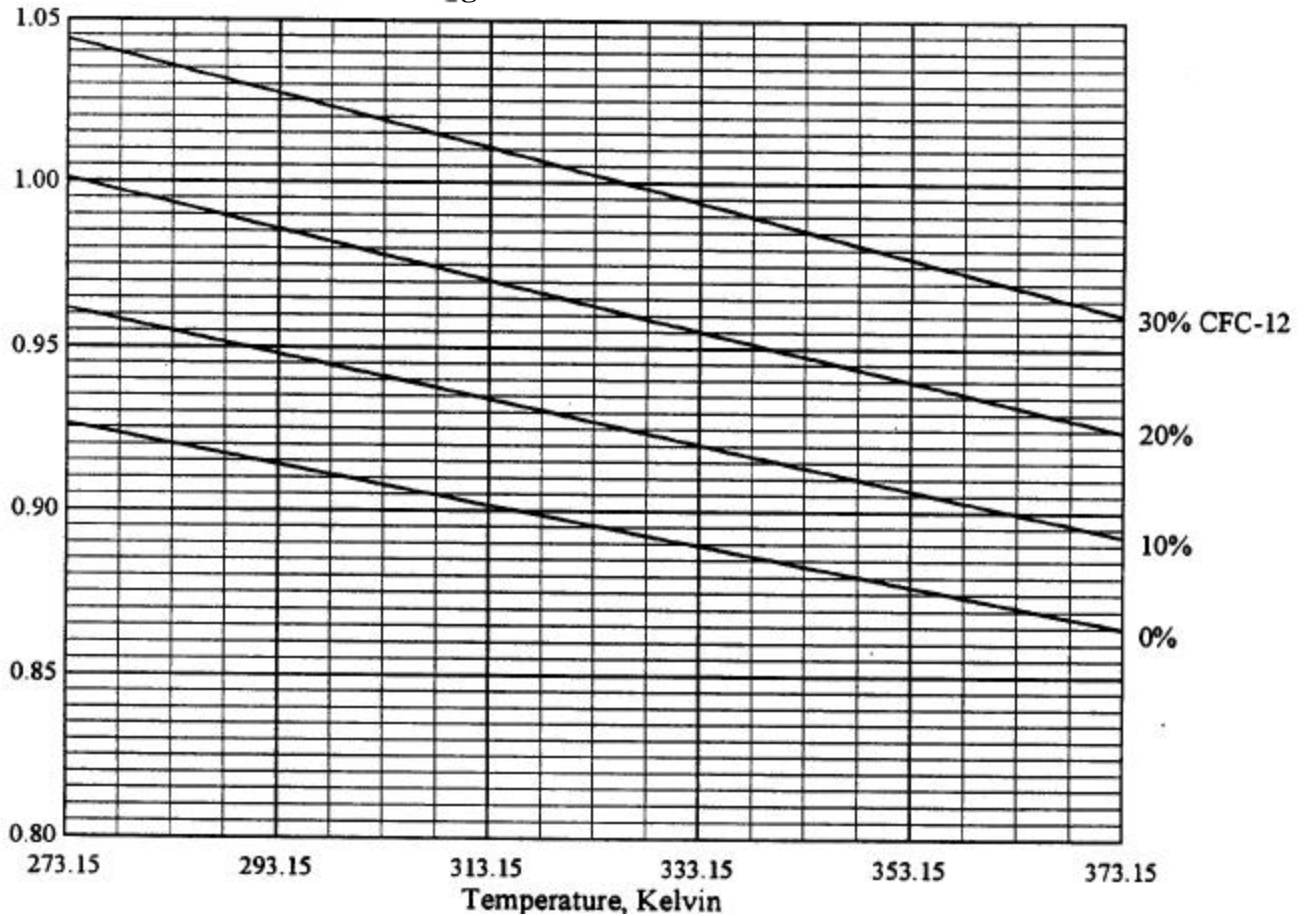
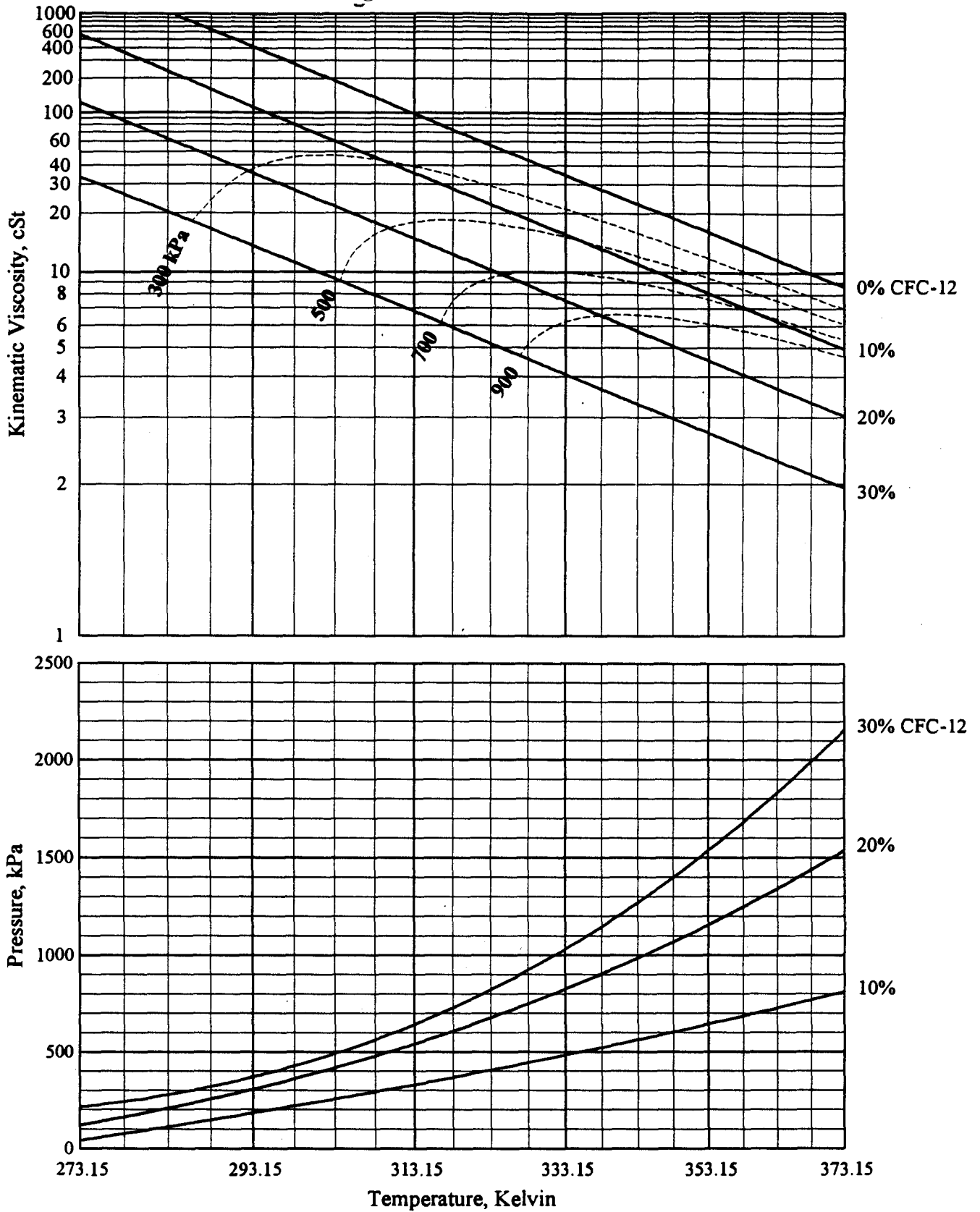


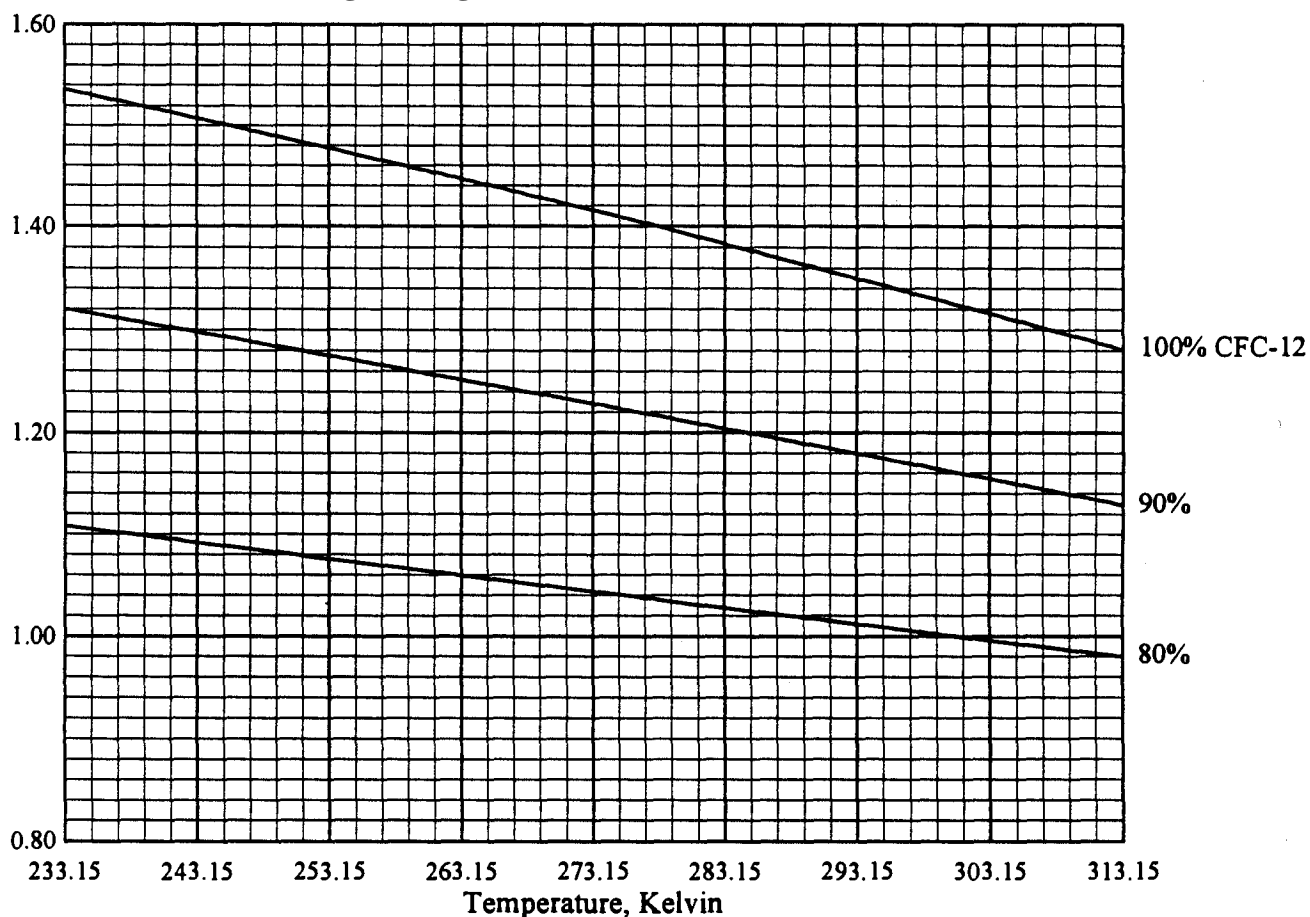
Figure 2-2: Viscosity and Solubility of CFC-12/ISO 100 Naphthenic Mineral Oil  
Low Refrigerant Concentration Mixtures



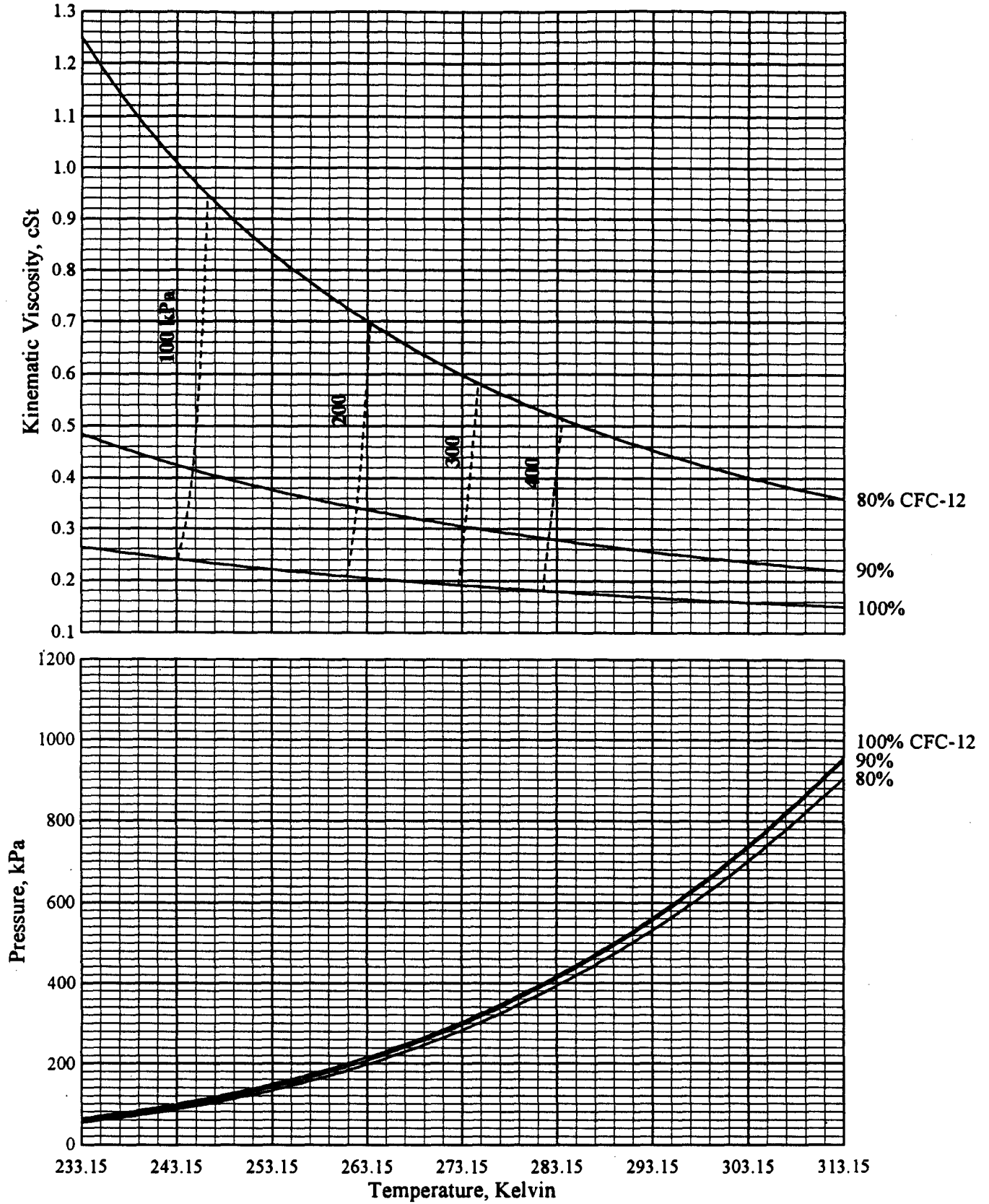
**Table 2-2: Viscosity, Solubility and Density Parameters  
CFC-12/ISO 100 Naphthenic Mineral Oil  
High Refrigerant Concentration Mixtures**

Coefficient	Dynamic Viscosity (eq. 5)	Vapor Pressure (eq. 6)	Density (eq. 7)	Kinematic Viscosity (eq. 8)
$a_1$	-6.71771	2.48246	8.12458E-1	-5.50621
$a_2$	1.06710E+3	1.44205E+2	-6.29756	8.59078E+2
$a_3$	5.41193E+5	-8.14886E+4	7.85332	5.70185E+5
$a_4$	9.41863	4.68174	-4.21582E-1	8.46324
$a_5$	-9.38004E+2	-3.27056E+2	1.14752E+1	-1.15040E+3
$a_6$	-1.11725E+6	-1.79490E+5	-1.48582E+1	-1.09345E+6
$a_7$	-4.68190	-8.66500E-1	6.16181E-1	-4.43253
$a_8$	3.46318E+2	-8.33427E+2	-3.59571	4.84318E+2
$a_9$	5.51623E+5	2.53933E+5	6.39664	5.27037E+5
$\sigma$	0.9987	0.9999	0.9999	0.9987

**Figure 2-3: Density of CFC-12/ISO 100 Naphthenic Mineral Oil  
High Refrigerant Concentration Mixtures**



**Figure 2-4: Viscosity and Solubility of CFC-12/ISO 100 Naphthenic Mineral Oil High Refrigerant Concentration Mixtures**



**Table 3-1: Viscosity, Solubility and Density Parameters  
 HCFC-22/ISO 32 Naphthenic Mineral Oil  
 Low Refrigerant Concentration Mixtures**

Coefficient	Dynamic Viscosity (eq. 1)	Vapor Pressure (eq. 2)	Density (eq. 3)	Kinematic Viscosity (eq. 4)
$a_1$	1.13470E+1	1.12559E+3	1.05151	1.07731E+1
$a_2$	-4.48233	-7.10812	-3.80446E-4	-4.24625
$a_3$	0	1.12005E-2	-3.89391E-7	0
$a_4$	-4.76237	-9.87924E+3	1.49570	-4.64107
$a_5$	1.34287	-2.26798E+1	-6.67300E-3	1.29807
$a_6$	0	2.37689E-1	8.84854E-6	0
$a_7$	-9.14286	1.49360E+5	-1.77719	-9.38421
$a_8$	3.79339	-8.97235E+2	1.06283E-2	3.84080
$a_9$	0	1.26802	-1.53662E-5	0
$\sigma$	0.9995	0.9996	0.9998	0.9994

**Figure 3-1: Density of HCFC-22/ISO 32 Naphthenic Mineral Oil  
 Low Refrigerant Concentration Mixtures**

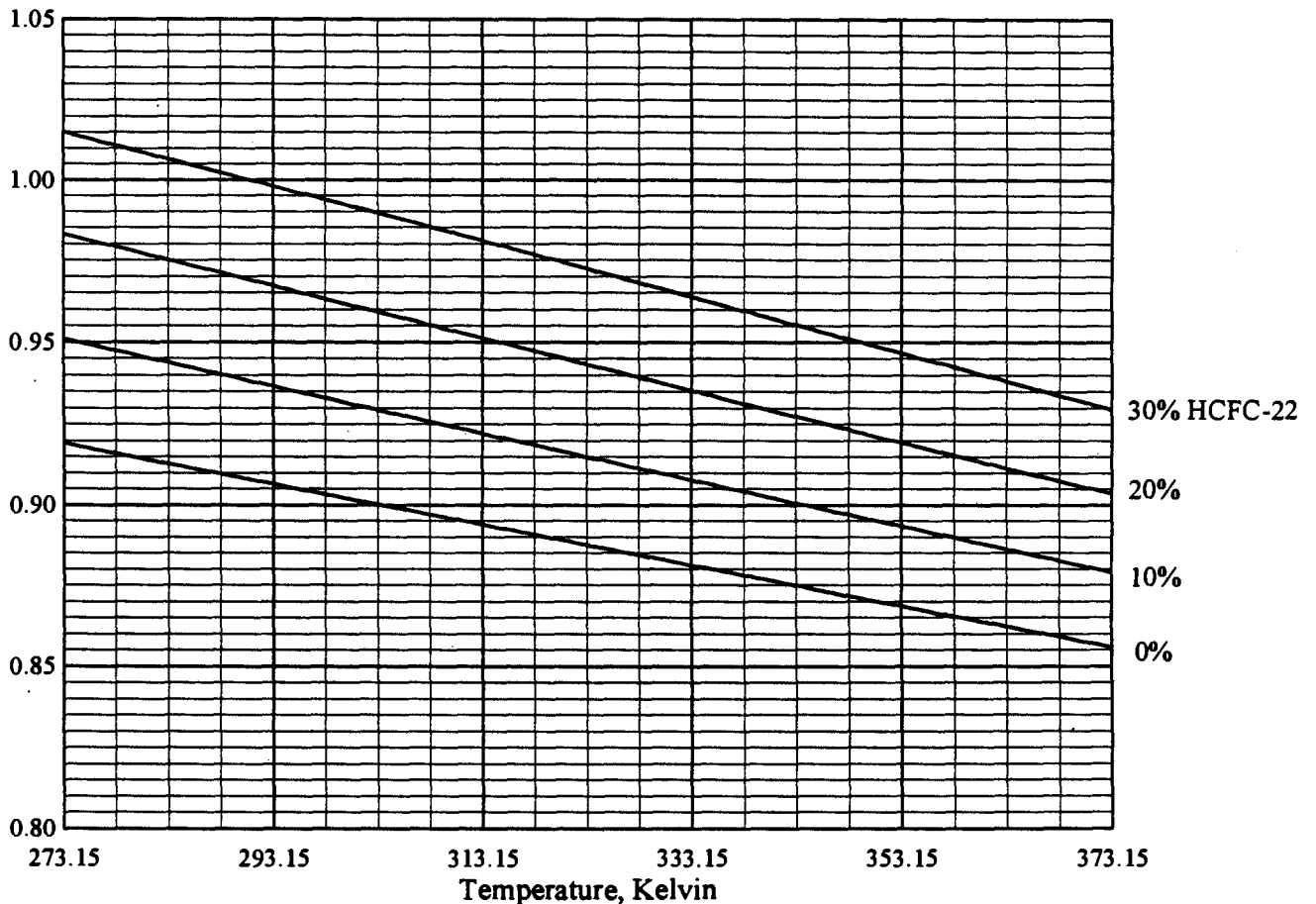
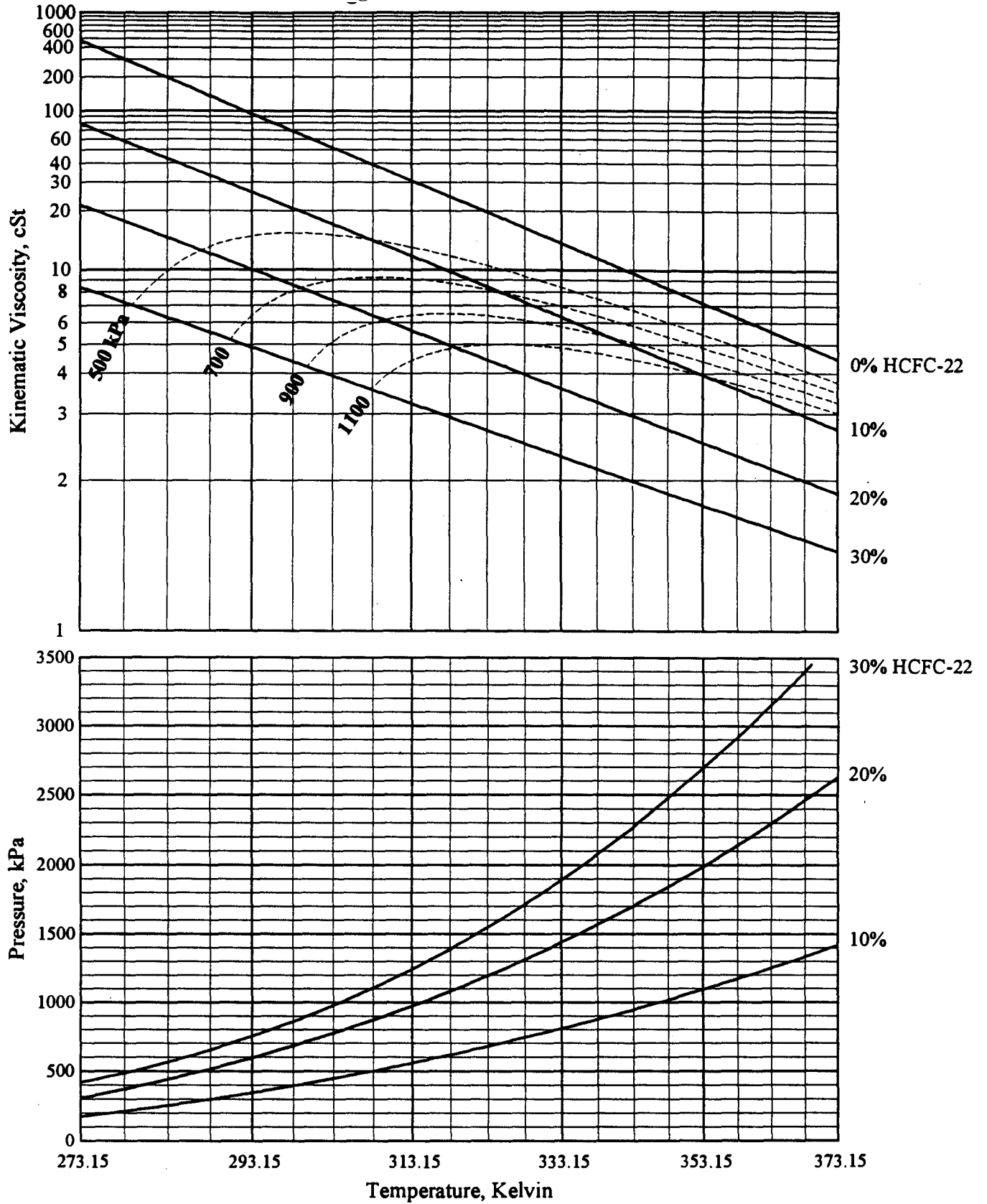


Figure 3-2: Viscosity and Solubility of HCFC-22/ISO 32 Naphthenic Mineral Oil  
Low Refrigerant Concentration Mixtures





**Table 3-2: Viscosity, Solubility and Density Parameters  
 HCFC-22/ISO 32 Naphthenic Mineral Oil  
 High Refrigerant Concentration Mixtures**

Coefficient	Dynamic Viscosity (eq. 5)	Vapor Pressure (eq. 6)	Density (eq. 7)	Kinematic Viscosity (eq. 8)
$a_1$	-1.40916	7.50188	-6.20235E-1	-7.46898E-1
$a_2$	4.75733E+2	-1.33279E+3	1.83625E+1	8.69777E+1
$a_3$	1.31939E+5	-6.98797E+3	-8.90091E+1	2.73817E+5
$a_4$	-1.29141	-1.39953	3.24038	-1.82724
$a_5$	-2.00775E+1	1.08477E+2	-4.73335E+1	5.04941E+2
$a_6$	-2.51781E+5	9.59839E+4	2.09671E+2	-5.07449E+5
$a_7$	9.78531E-1	9.47234E-1	-1.71981	1.66028
$a_8$	-1.53782E+2	-1.12910E+2	3.06554E+1	-6.99676E+2
$a_9$	1.17313E+5	-4.91922E+4	-1.21515E+2	2.74676E+5
$\sigma$	0.9995	0.9998	0.9987	0.9995

**Figure 3-3: Density of HCFC-22/ISO 32 Naphthenic Mineral Oil  
 High Refrigerant Concentration Mixtures**

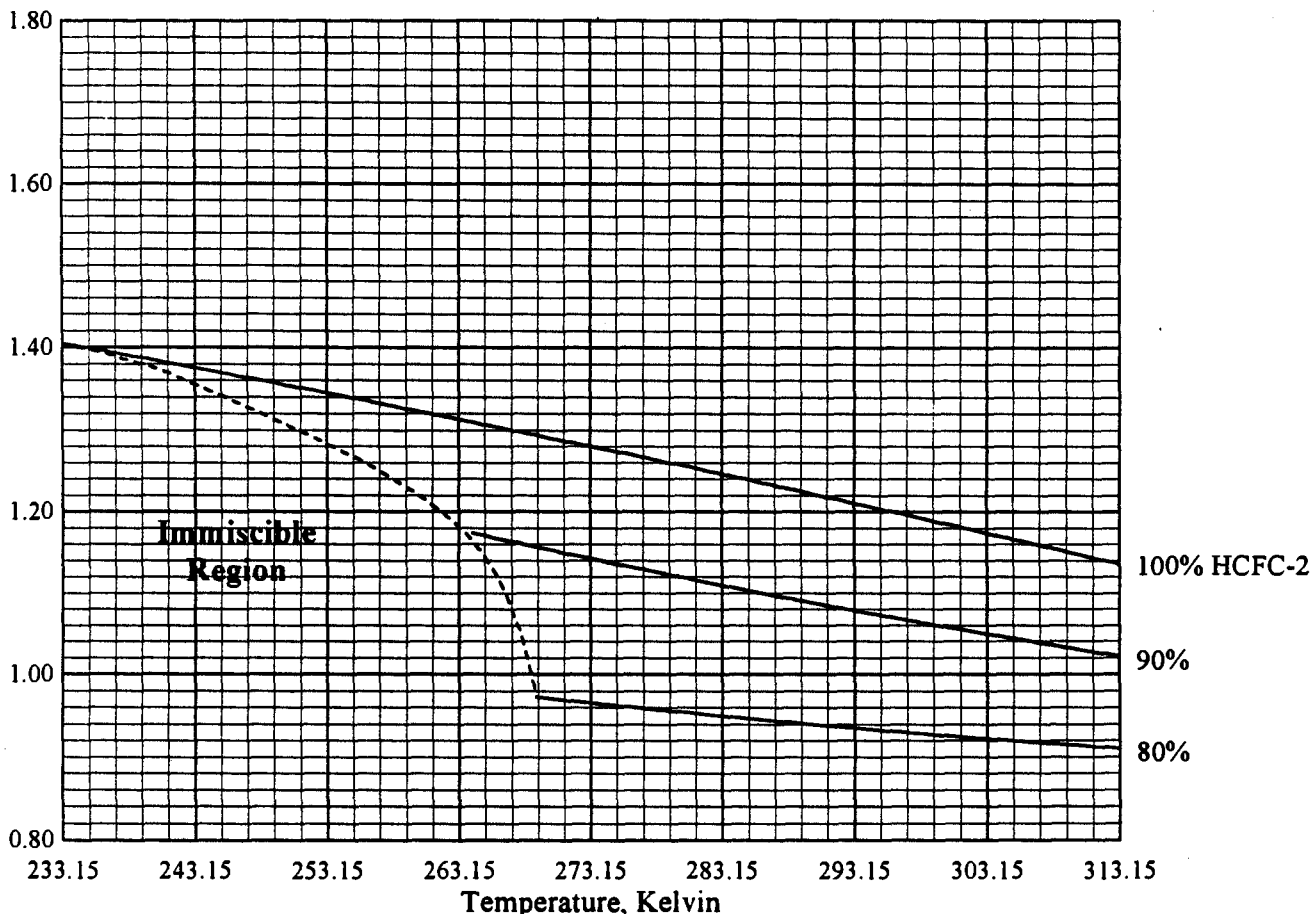
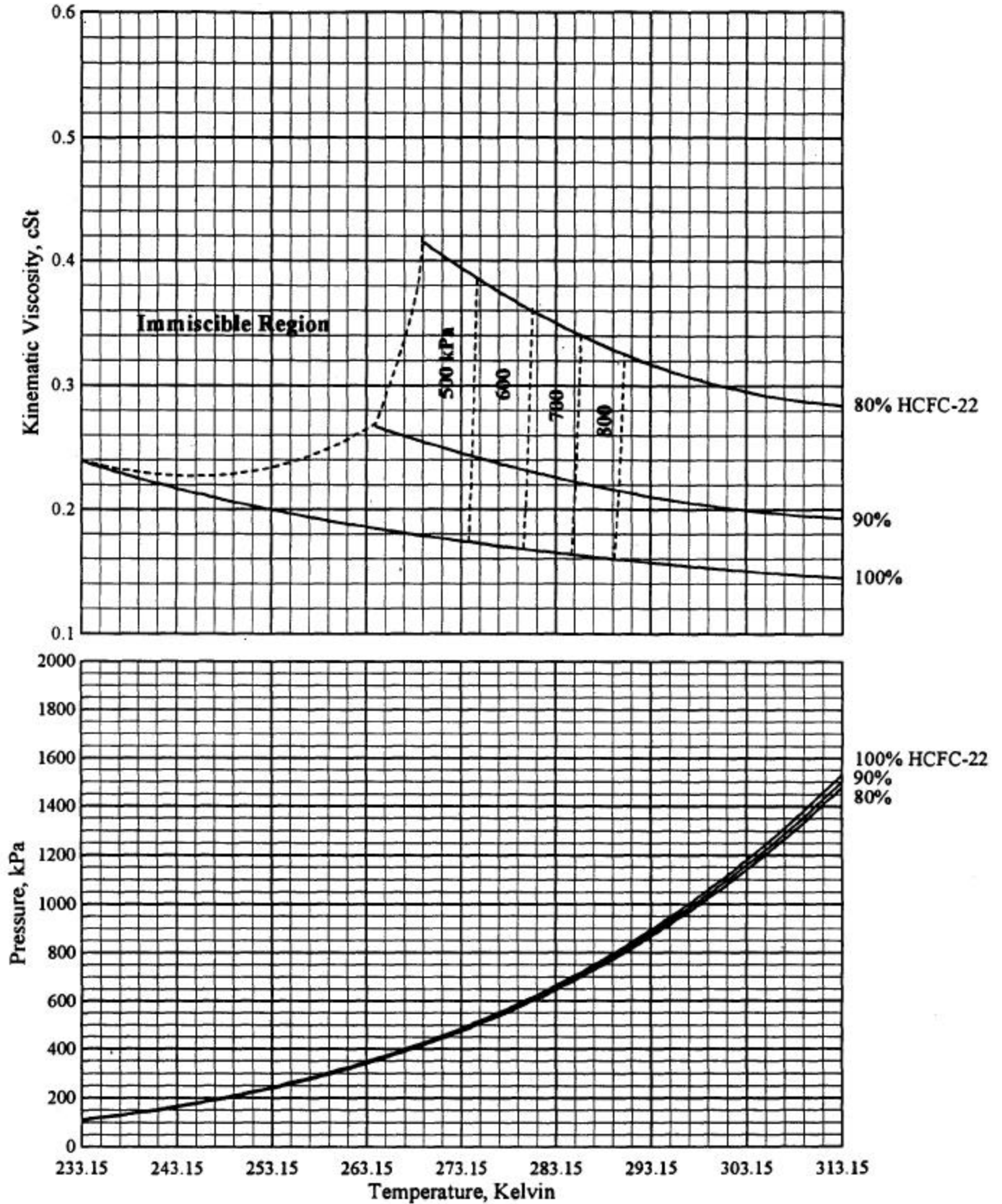


Figure 3-4: Viscosity and Solubility of HCFC-22/ISO 32 Naphthenic Mineral Oil High Refrigerant Concentration Mixtures



**Table 4-1: Viscosity, Solubility and Density Parameters  
HFC-134a/ISO 68 Polyalkylene Glycol  
Low Refrigerant Concentration Mixtures**

Coefficient	Dynamic Viscosity (eq. 1)	Vapor Pressure (eq. 2)	Density (eq. 3)	Kinematic Viscosity (eq. 4)
$a_1$	7.83489	-2.46848E+2	1.31774	7.62442
$a_2$	-3.03935	1.56988	-1.43562E-3	-2.96348
$a_3$	0	-2.47395E-3	1.05878E-6	0
$a_4$	-1.02376	6.34708E+4	-1.17378	-1.65925
$a_5$	1.10793E-1	-4.86298E+2	1.02665E-2	3.55118E-1
$a_6$	0	9.42835E-1	-1.78756E-5	0
$a_7$	8.13697	-7.09542E+4	6.19030	1.01143E+1
$a_8$	-3.34055	5.37748E+2	-4.06607E-2	-4.14735
$a_9$	0	-1.03223	6.55791E-5	0
$\sigma$	0.9995	0.9999	0.9997	0.9995

**Figure 4-1: Density of HFC-134a/ISO 68 Polyalkylene Glycol  
Low Refrigerant Concentration Mixtures**

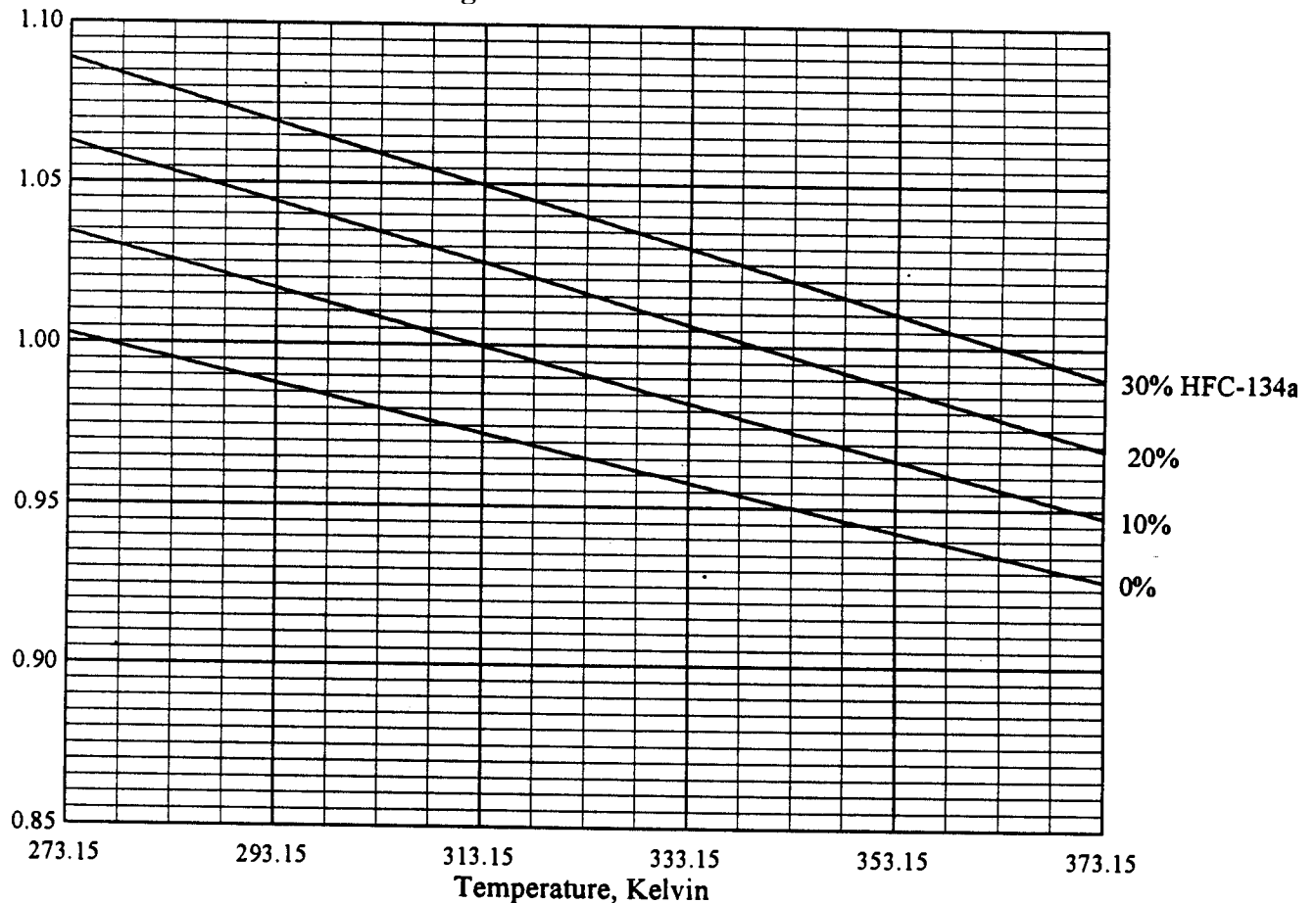
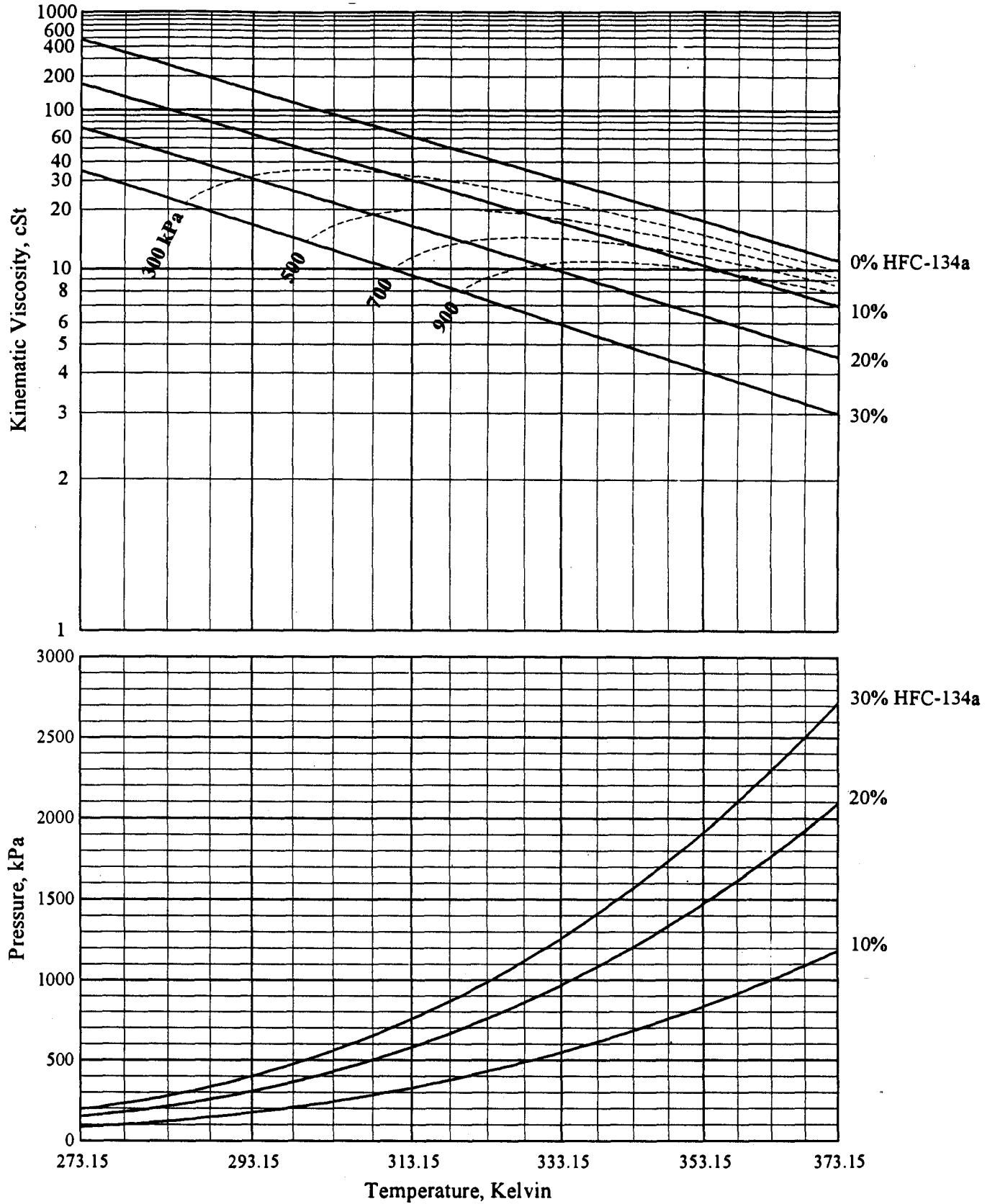


Figure 4-2: Viscosity and Solubility of HFC-134a/ISO 68 Polyalkylene Glycol Low Refrigerant Concentration Mixtures



**Table 4-2: Viscosity, Solubility and Density Parameters  
HFC-134a/ISO 68 Polyalkylene Glycol  
High Refrigerant Concentration Mixtures**

Coefficient	Dynamic Viscosity (eq. 5)	Vapor Pressure (eq. 6)	Density (eq. 7)	Kinematic Viscosity (eq. 8)
$a_1$	3.99621E-1	4.00090	-1.64988E-1	1.34116
$a_2$	1.68334E+2	-3.69972E+2	-8.62806E-1	-3.35572E+1
$a_3$	1.12328E+5	-6.80128E+4	7.83936	1.36182E+5
$a_4$	-2.19557	3.46077	1.77557	-2.96004
$a_5$	-4.71551E+2	-1.81426E+2	1.07203	-4.86531E+2
$a_6$	3.70718E+4	-9.88128E+4	-1.65791E+1	3.84056E+4
$a_7$	-6.16014E-1	2.55592E-1	-7.11820E-1	-1.27779E-1
$a_8$	8.61643E+2	-1.15984E+3	1.34051	7.44484E+2
$a_9$	-1.67914E+5	2.40735E+5	8.18415	-1.59378E+5
$\sigma$	0.9999	0.9999	0.9999	0.9999

**Figure 4-3: Density of HFC-134a/ISO 68 Polyalkylene Glycol  
High Refrigerant Concentration Mixtures**

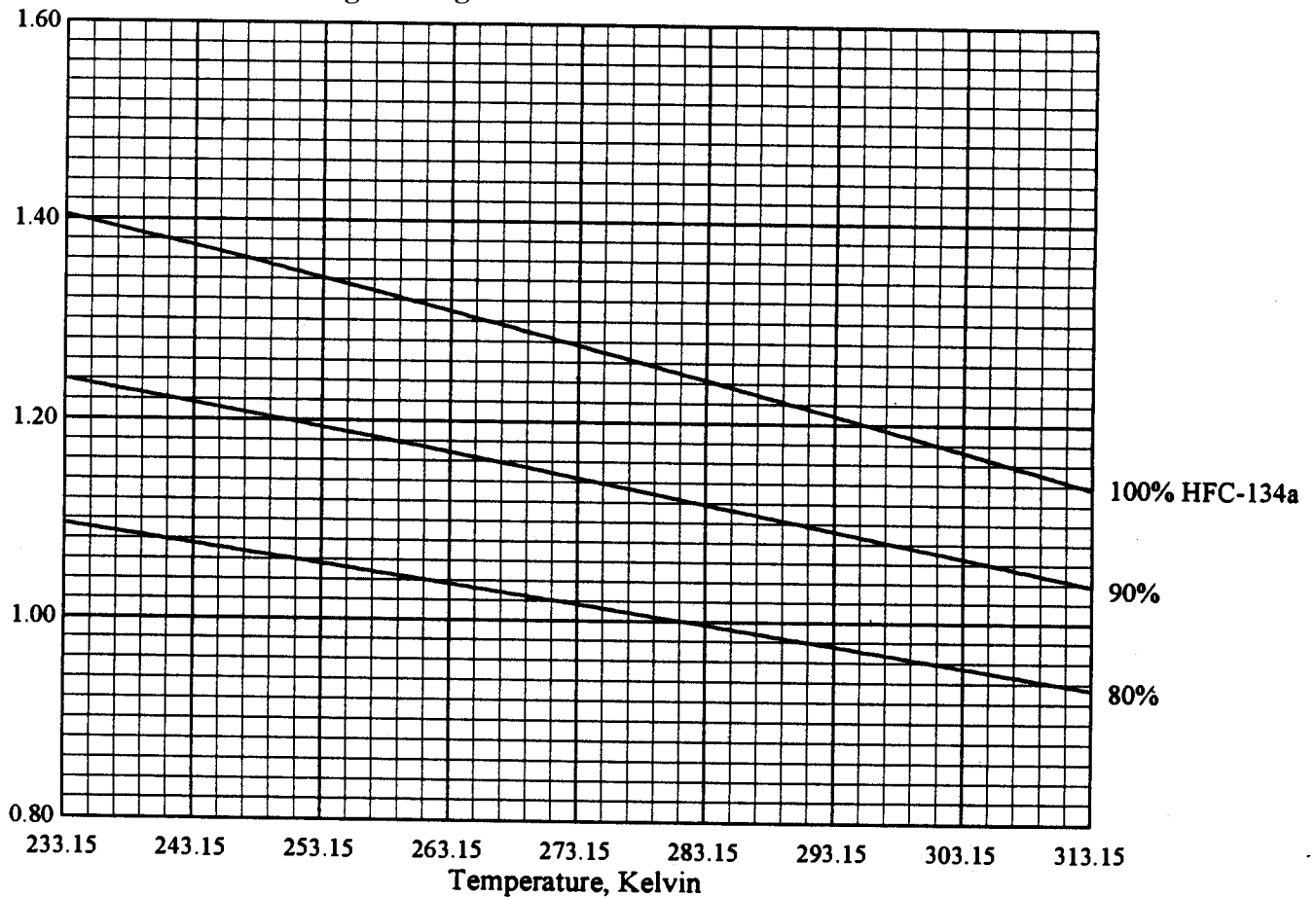
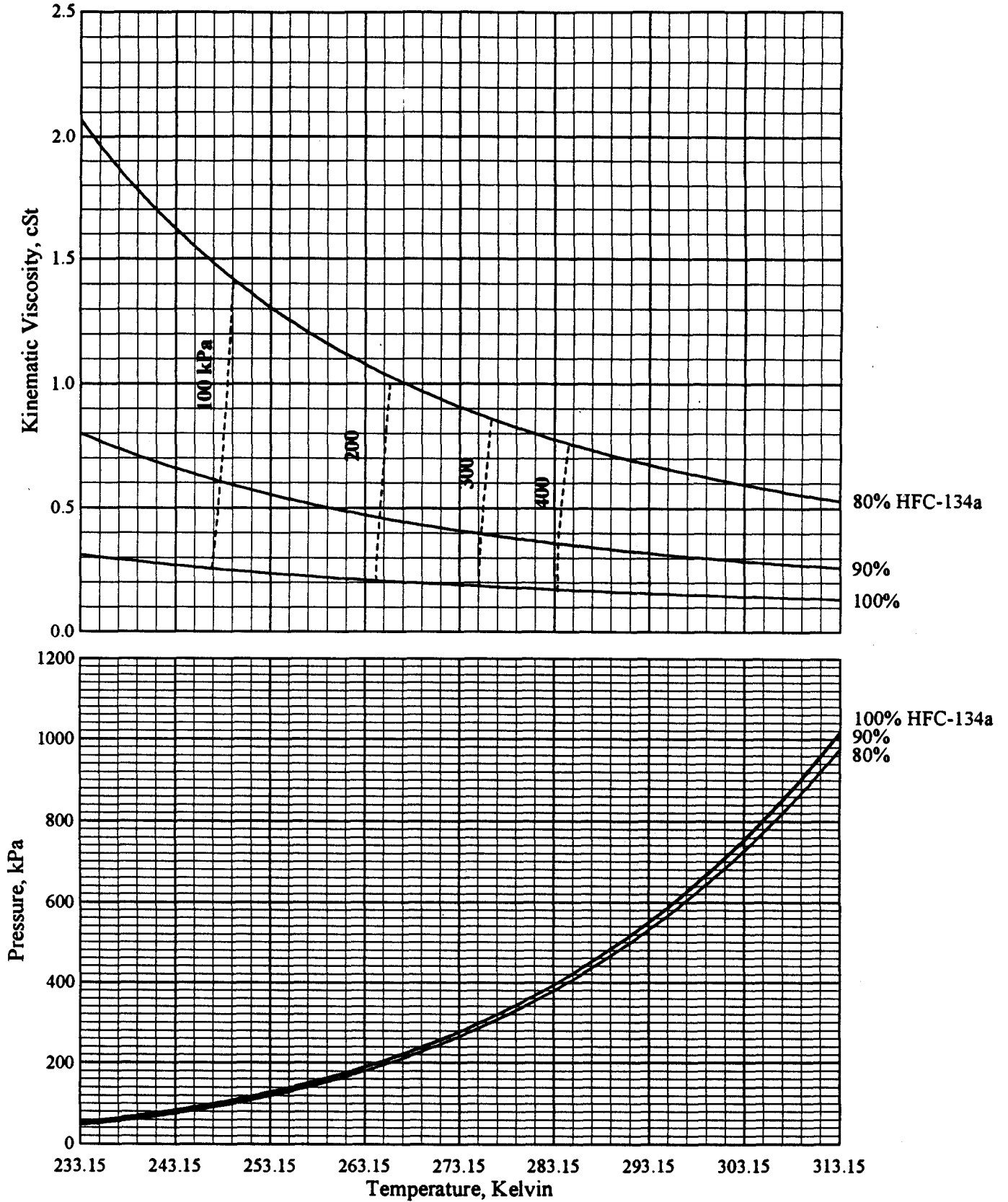


Figure 4-4: Viscosity and Solubility of HFC-134a/ISO 68 Polyalkylene Glycol High Refrigerant Concentration Mixtures



**Table 5-1: Viscosity, Solubility and Density Parameters  
HFC-134a/ISO 22 Pentaerythritol Ester Mixed Acid #1  
Low Refrigerant Concentration Mixtures**

Coefficient	Dynamic Viscosity (eq. 1)	Vapor Pressure (eq. 2)	Density (eq. 3)	Kinematic Viscosity (eq. 4)
$a_1$	9.41763	2.89782E+3	1.13723	9.12234
$a_2$	-3.72081	-1.80787E+1	-2.89916E-4	-3.60079
$a_3$	0	2.79895E-2	-6.99544E-7	0
$a_4$	-3.92777	-1.93339E+4	1.29823	-3.96304
$a_5$	1.21271	3.73956E+1	-5.99345E-3	1.21758
$a_6$	0	1.22336E-1	8.03992E-6	0
$a_7$	3.18980E+1	1.97368E+5	-1.75900	3.10843E+1
$a_8$	-1.30212E+1	-1.15833E+3	1.17233E-2	-1.27116E+1
$a_9$	0	1.62636	-1.95375E-5	0
$\sigma$	0.9995	0.9997	0.9998	0.9995

**Figure 5-1: Density of HFC-134a/ISO 22 Pentaerythritol Ester Mixed Acid #1  
Low Refrigerant Concentration Mixtures**

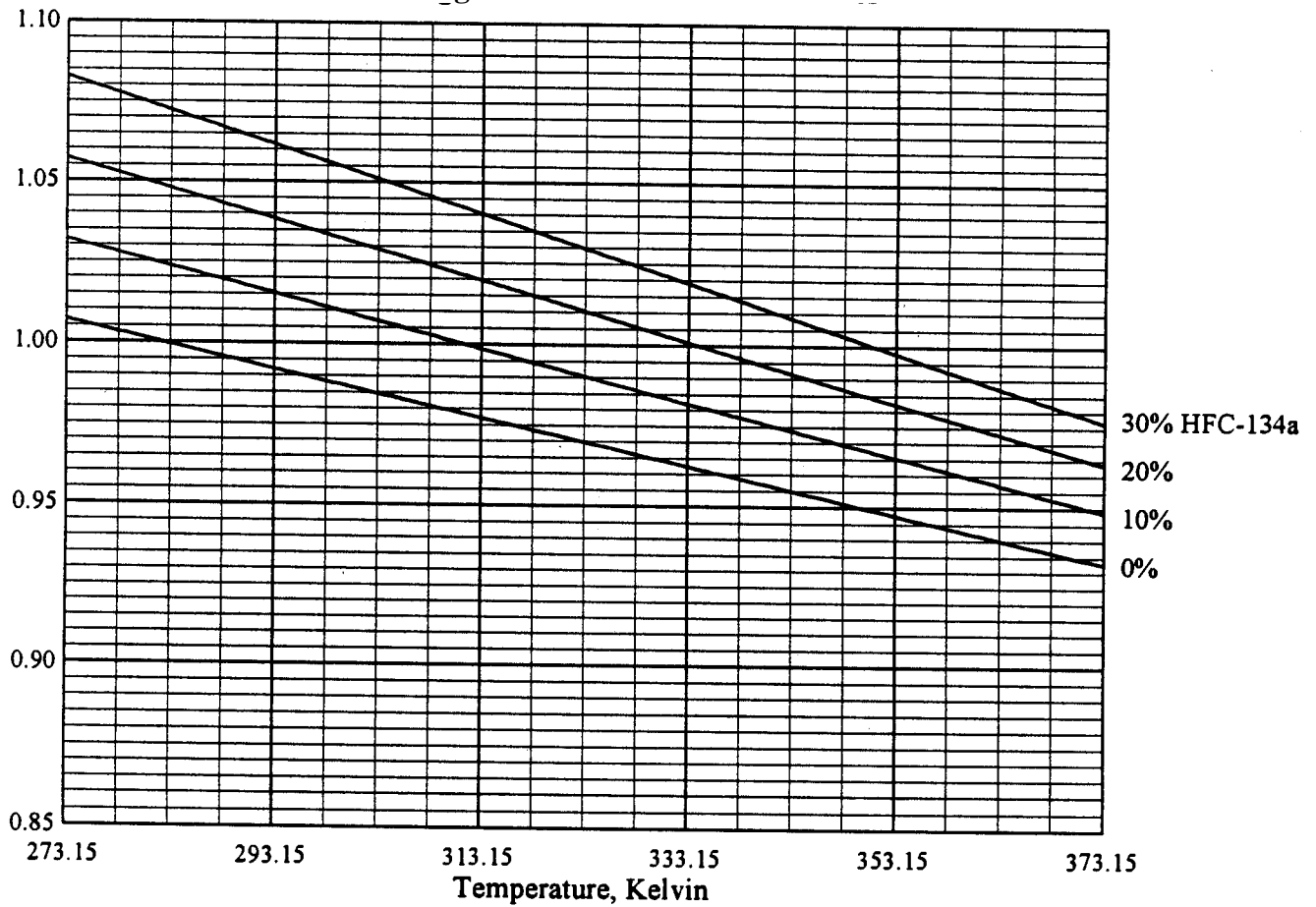


Figure 5-2: Viscosity and Solubility of HFC-134a/ISO 22 Pentaerythritol Ester Mixed Acid #1  
 Low Refrigerant Concentration Mixtures

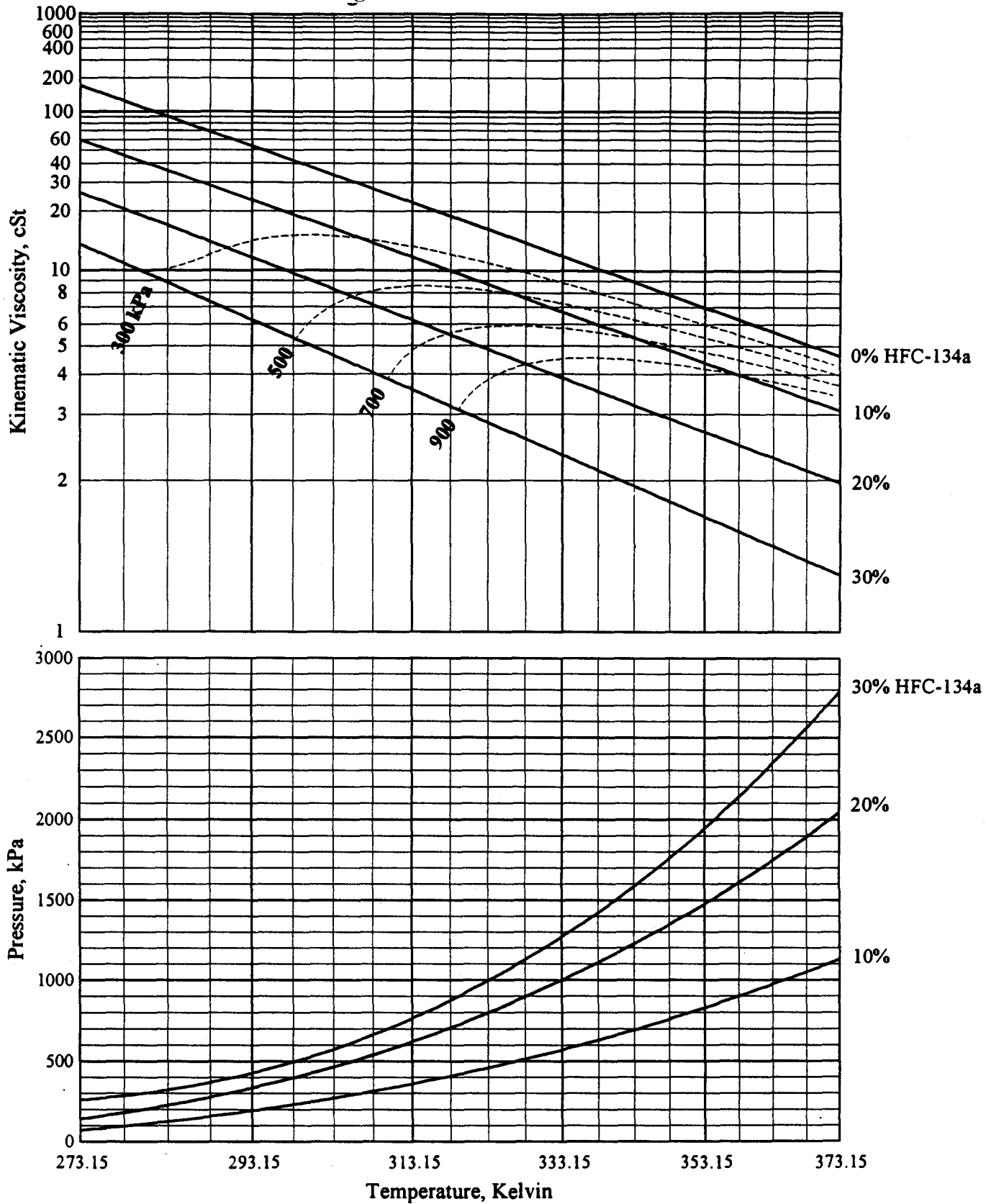
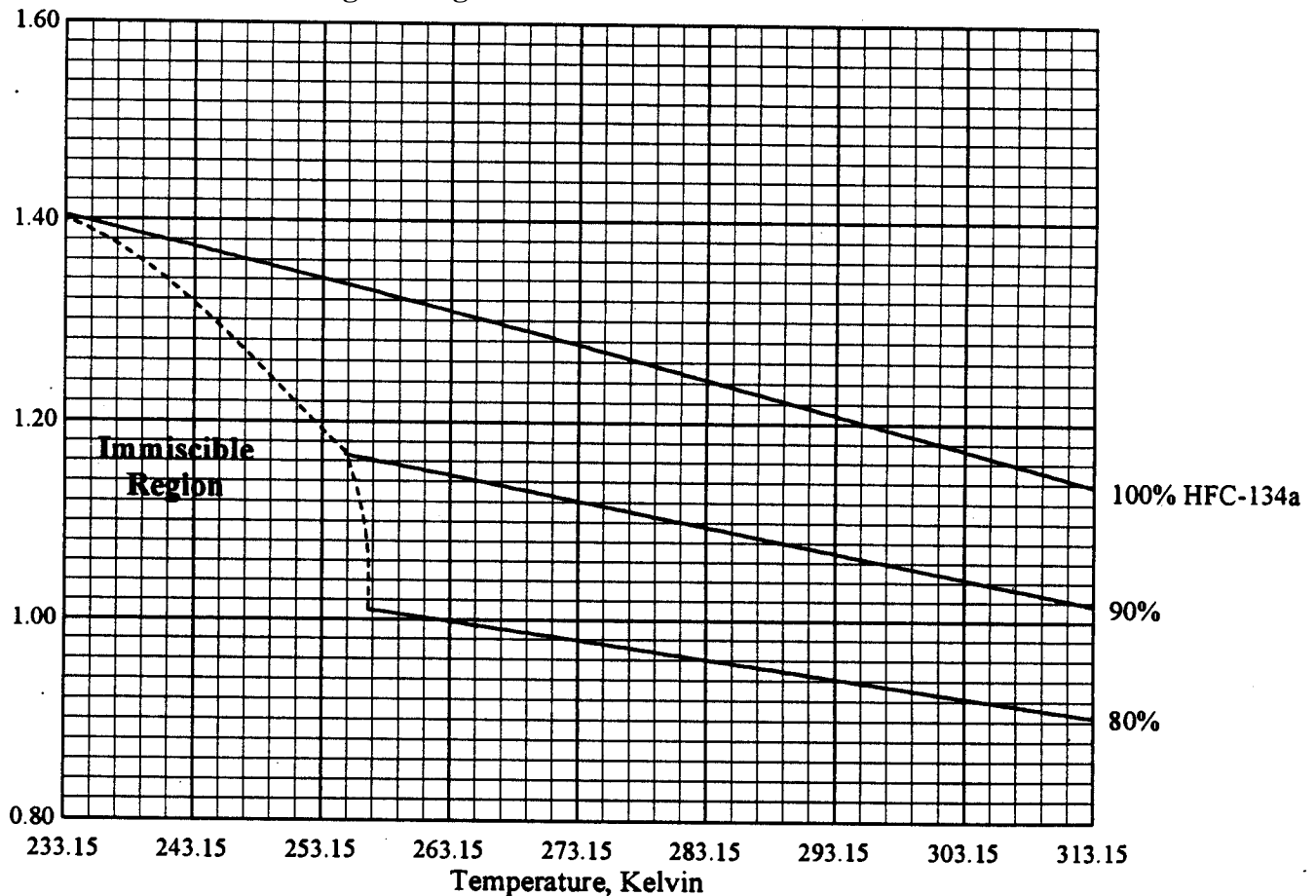




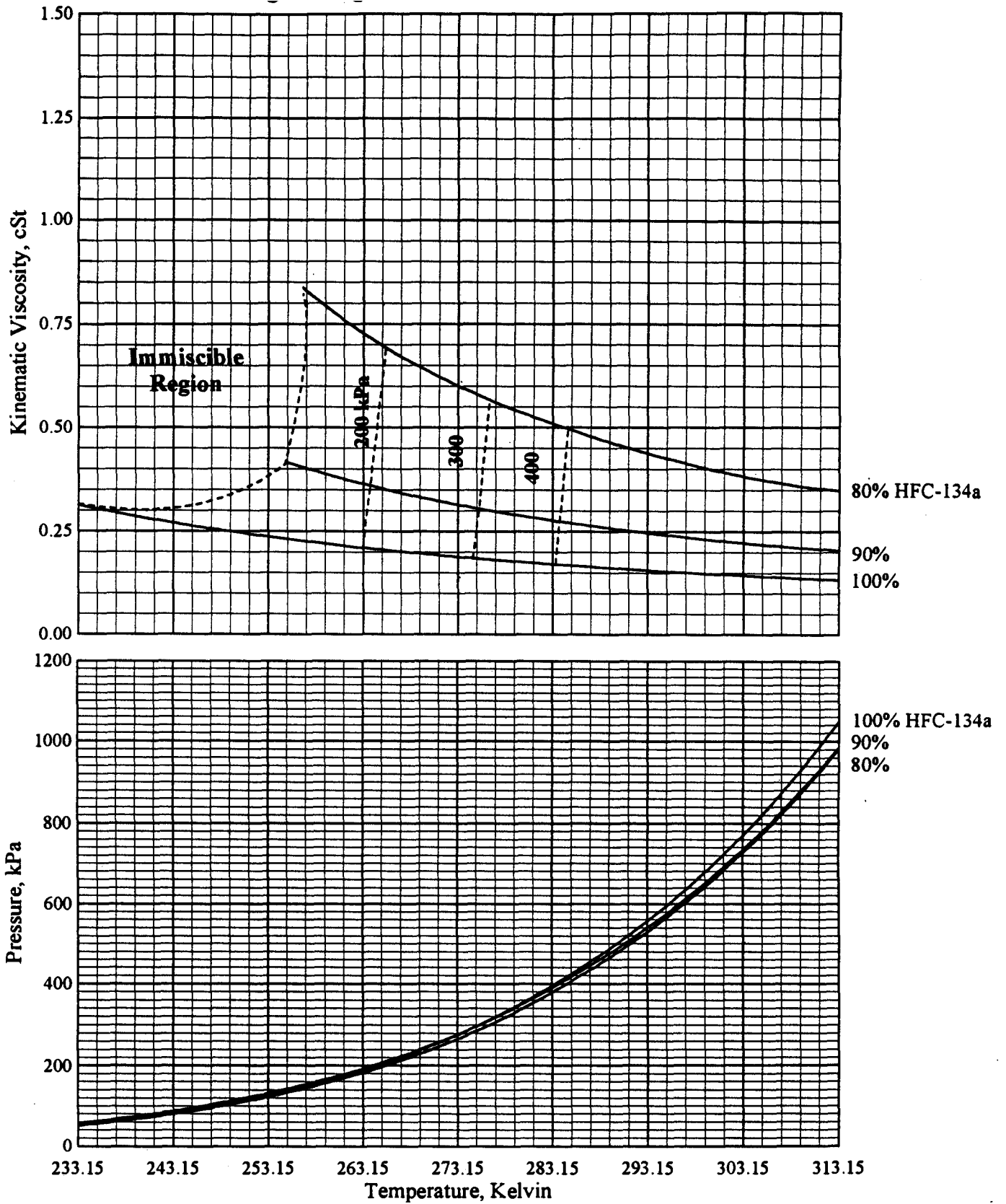
Table 5-2: Viscosity, Solubility and Density Parameters  
HFC-134a/ISO 22 Pentaerythritol Ester Mixed Acid #1  
High Refrigerant Concentration Mixtures

Coefficient	Dynamic Viscosity (eq. 5)	Vapor Pressure (eq. 6)	Density (eq. 7)	Kinematic Viscosity (eq. 8)
$a_1$	-1.33242	1.53235E+1	5.08957E-1	2.55101
$a_2$	9.70941E+2	-2.33421E+3	-1.82916	-1.94202E+3
$a_3$	8.87030E+4	-3.89417E+5	4.24439	6.48884E+5
$a_4$	-8.45040E-1	-1.92482E+1	1.92860E-1	-1.37002
$a_5$	-1.69168E+3	2.49136E+3	2.30237	4.68322E+2
$a_6$	2.96994E+4	8.95875E+5	-7.28064	-6.08082E+5
$a_7$	3.28006E-2	1.20861E+1	1.99842E-1	-2.78250
$a_8$	1.13606E+3	-2.08984E+3	1.05660	1.62105E+3
$a_9$	-1.17941E+5	-4.05323E+5	2.51343	-1.54687E+4
$\sigma$	0.9997	0.9997	0.9999	0.9999

Figure 5-3: Density of HFC-134a/ISO 22 Pentaerythritol Ester Mixed Acid #1  
High Refrigerant Concentration Mixtures



**Figure 5-4: Viscosity and Solubility of HFC-134a/ISO 22 Pentaerythritol Ester Mixed Acid #1 High Refrigerant Concentration Mixtures**



**Table 6-1: Viscosity, Solubility and Density Parameters  
HFC-134a/ISO 32 Pentaerythritol Ester Mixed Acid #1  
Low Refrigerant Concentration Mixtures**

Coefficient	Dynamic Viscosity (eq. 1)	Vapor Pressure (eq. 2)	Density (eq. 3)	Kinematic Viscosity (eq. 4)
$a_1$	9.71405	1.27542E+3	1.34514	9.41351
$a_2$	-3.82561	-7.91056	-1.58808E-3	-3.70360
$a_3$	0	1.21662E-2	1.29457E-6	0
$a_4$	-5.05546	2.92274E+4	-3.36407	-5.31056
$a_5$	1.63031	-2.60650E+2	2.37279E-2	1.72804
$a_6$	0	5.71536E-1	-3.90503E-5	0
$a_7$	1.37735E+1	2.10810E+4	1.40018E+1	1.44990E+1
$a_8$	-5.65688	-6.14452E+1	-8.93090E-2	-5.99063
$a_9$	0	-5.87043E-2	1.42326E-4	0
$\sigma$	0.9998	0.9999	0.9990	0.9998

**Figure 6-1: Density of HFC-134a/ISO 32 Pentaerythritol Ester Mixed Acid #1  
Low Refrigerant Concentrations**

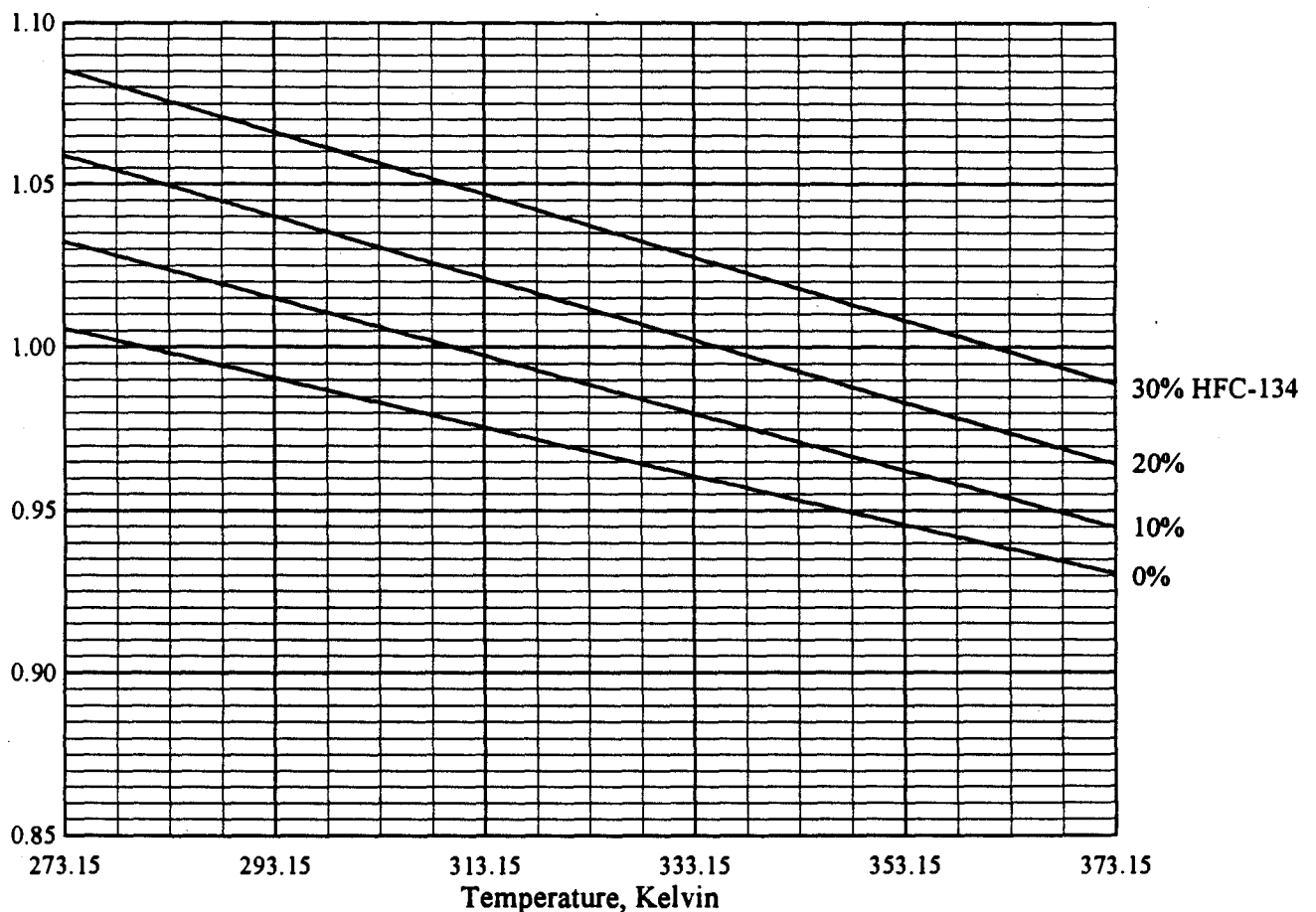
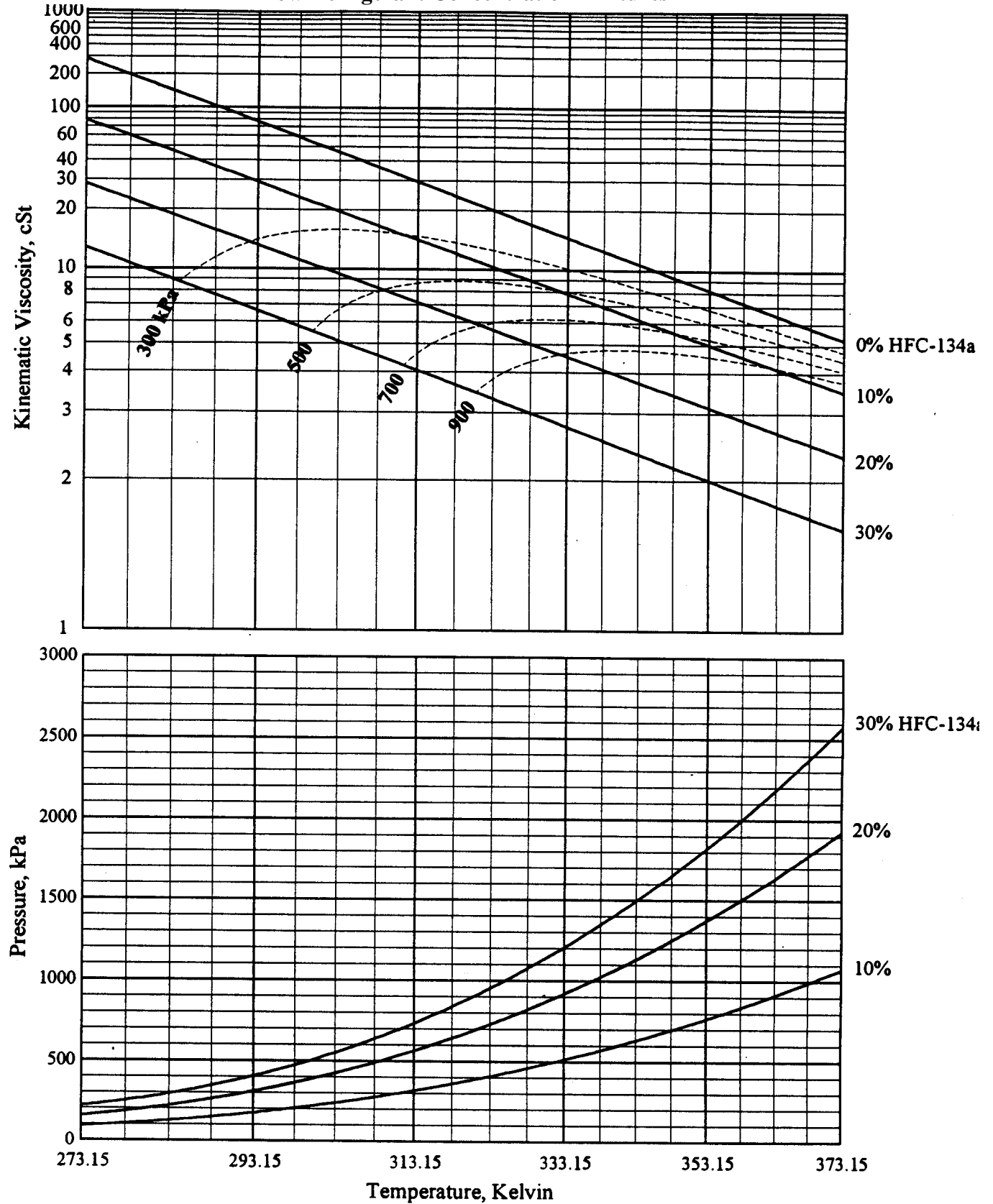


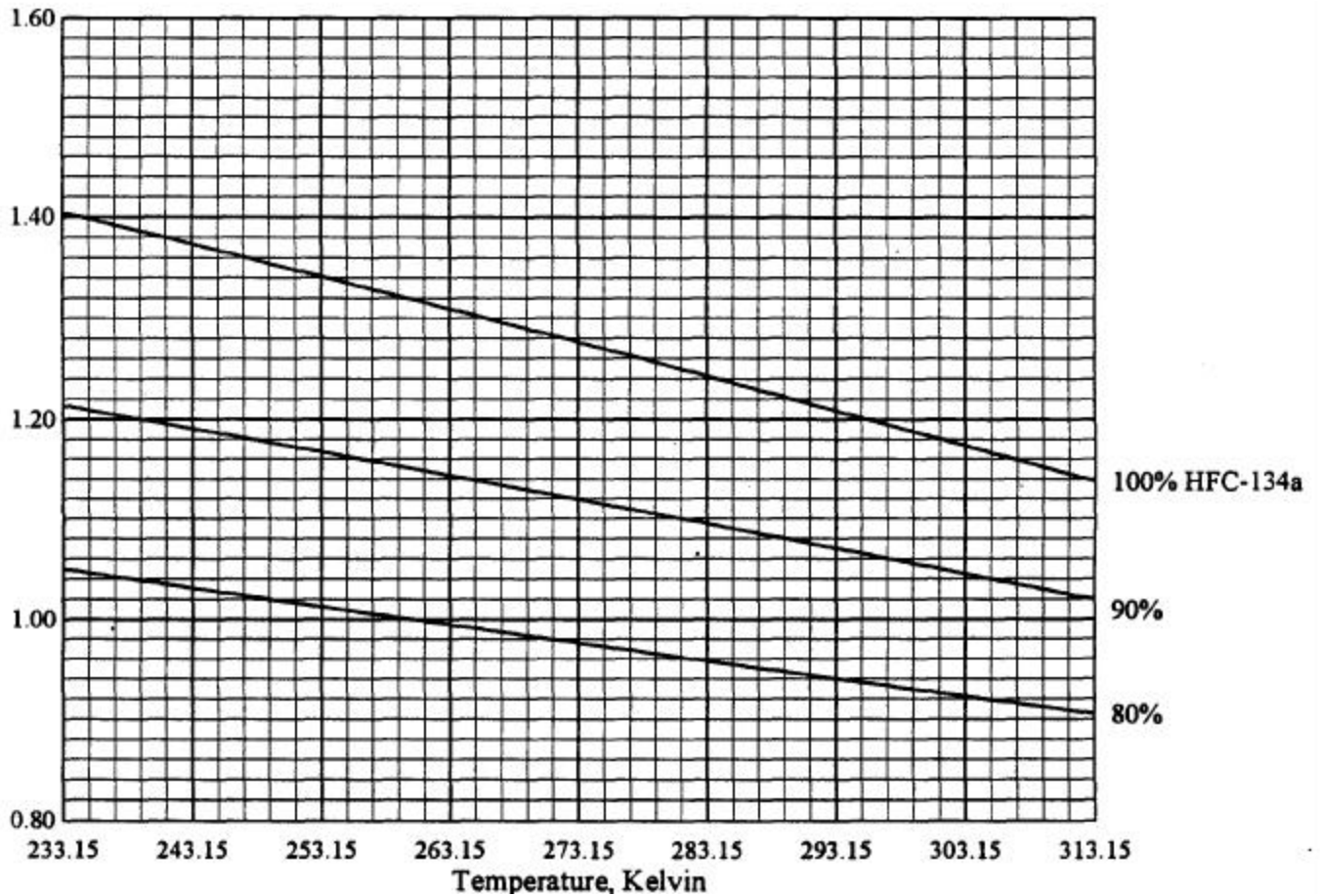
Figure 6-2: Viscosity and Solubility of HFC-134a/ISO 32 Pentaerythritol Ester Mixed Acid #1  
 Low Refrigerant Concentration Mixtures



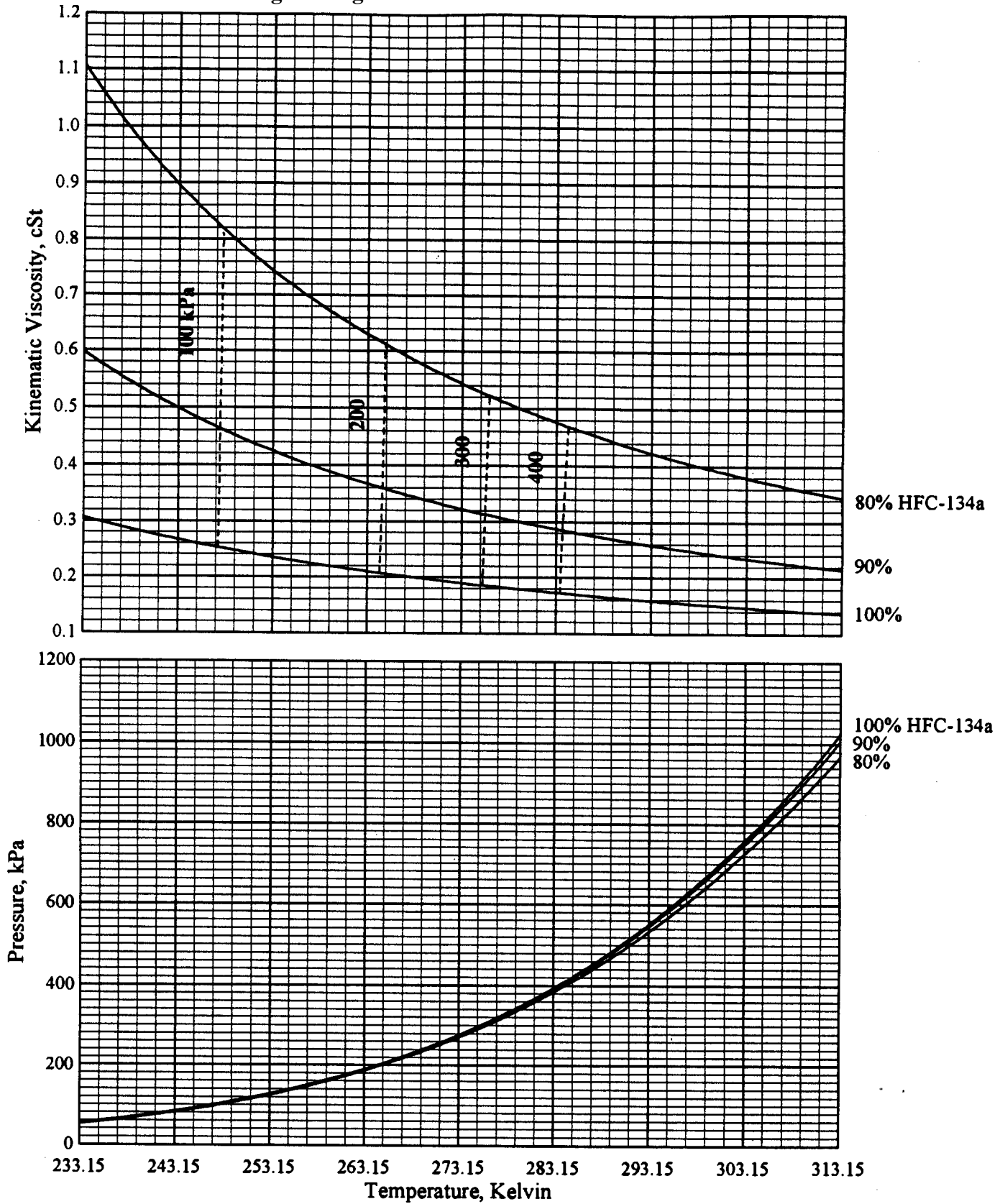
**Table 6-2: Viscosity, Solubility and Density Parameters  
HFC-134a/ISO 32 Pentaerythritol Ester Mixed Acid #1  
High Refrigerant Concentration Mixtures**

Coefficient	Dynamic Viscosity (eq. 5)	Vapor Pressure (eq. 6)	Density (eq. 7)	Kinematic Viscosity (eq. 8)
$a_1$	3.39811	5.37133	2.34069E-1	3.59949
$a_2$	-1.14448E+3	-1.28321E+3	-2.03786	-1.13351E+3
$a_3$	1.24832E+5	1.22493E+5	8.75742	1.44254E+5
$a_4$	-1.08310E+1	1.56043	8.58589E-1	-8.44161
$a_5$	3.11806E+3	9.87105E+2	2.46750	1.85517E+3
$a_6$	-1.34295E+5	-3.69272E+5	-1.71901E+1	-1.71839E+4
$a_7$	5.43103	8.92865E-1	-1.86696E-1	3.26937
$a_8$	-1.61918E+3	-1.46681E+3	1.06708	-5.74315E+2
$a_9$	1.59094E+4	3.26736E+5	7.96983	-1.03822E+5
$\sigma$	0.9991	0.9999	0.9999	0.9993

**Figure 6-3: Density of HFC-134a/ISO 32 Pentaerythritol Ester Mixed Acid #1  
High Refrigerant Concentration Mixtures**



**Figure 6-4: Viscosity and Solubility of HFC-134a/ISO 32 Pentaerythritol Ester Mixed Acid #1 High Refrigerant Concentration Mixtures**



**Table 7-1: Viscosity, Solubility and Density Parameters  
HFC-134a/ISO 68 Penaterythritol Ester Mixed Acid #1  
Low Refrigerant Concentration Mixtures**

Coefficient	Dynamic Viscosity (eq. 1)	Vapor Pressure (eq. 2)	Density (eq. 3)	Kinematic Viscosity (eq. 4)
$a_1$	1.05204E+1	1.16900E+3	1.20668	1.02380E+1
$a_2$	-4.11222	-7.39656	-9.16226E-4	-3.99658
$a_3$	0	1.16084E-2	3.28702E-7	0
$a_4$	-1.17928E+1	-5.87454E+3	3.67221E-1	-1.20459E+1
$a_5$	4.18034	-5.09869E+1	4.48469E-5	4.27634
$a_6$	0	2.65209E-1	-1.13568E-6	0
$a_7$	2.55320E+1	1.79697E+5	8.22484E-1	2.57746E+1
$a_8$	-9.93423	-1.02803E+3	-4.69511E-3	-1.00588E+1
$a_9$	0	1.39473	5.95292E-6	0
$\sigma$	0.9993	0.9998	0.9999	0.9993

**Figure 7-1: Density of HFC-134a/ISO 68 Pentaerythritol Ester Mixed Acid #1  
Low Refrigerant Concentration Mixtures**

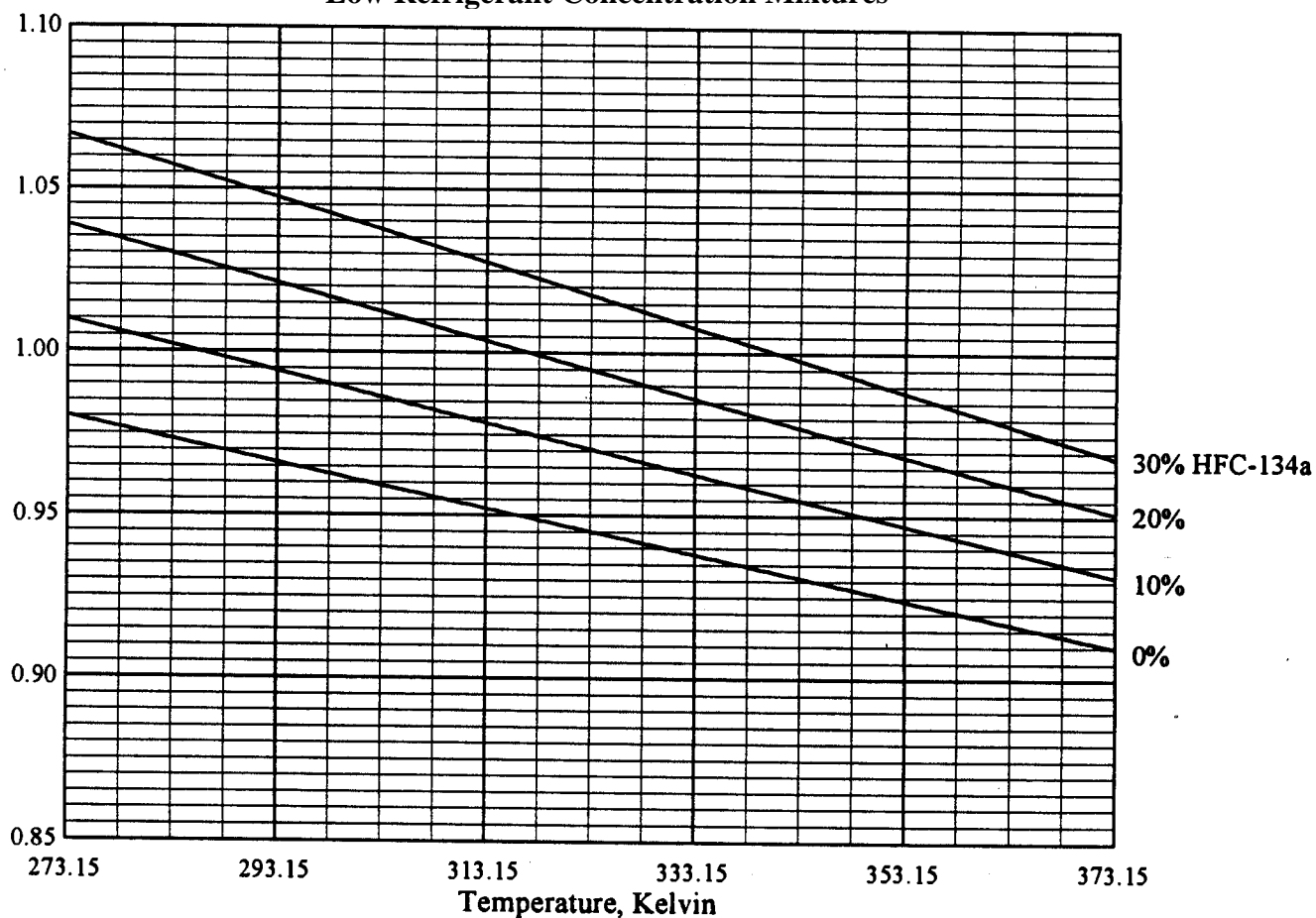


Figure 7-2: Viscosity and Solubility of HFC-134a/ISO 68 Pentaerythritol Ester Mixed Acid #1  
 Low Refrigerant Concentration Mixtures

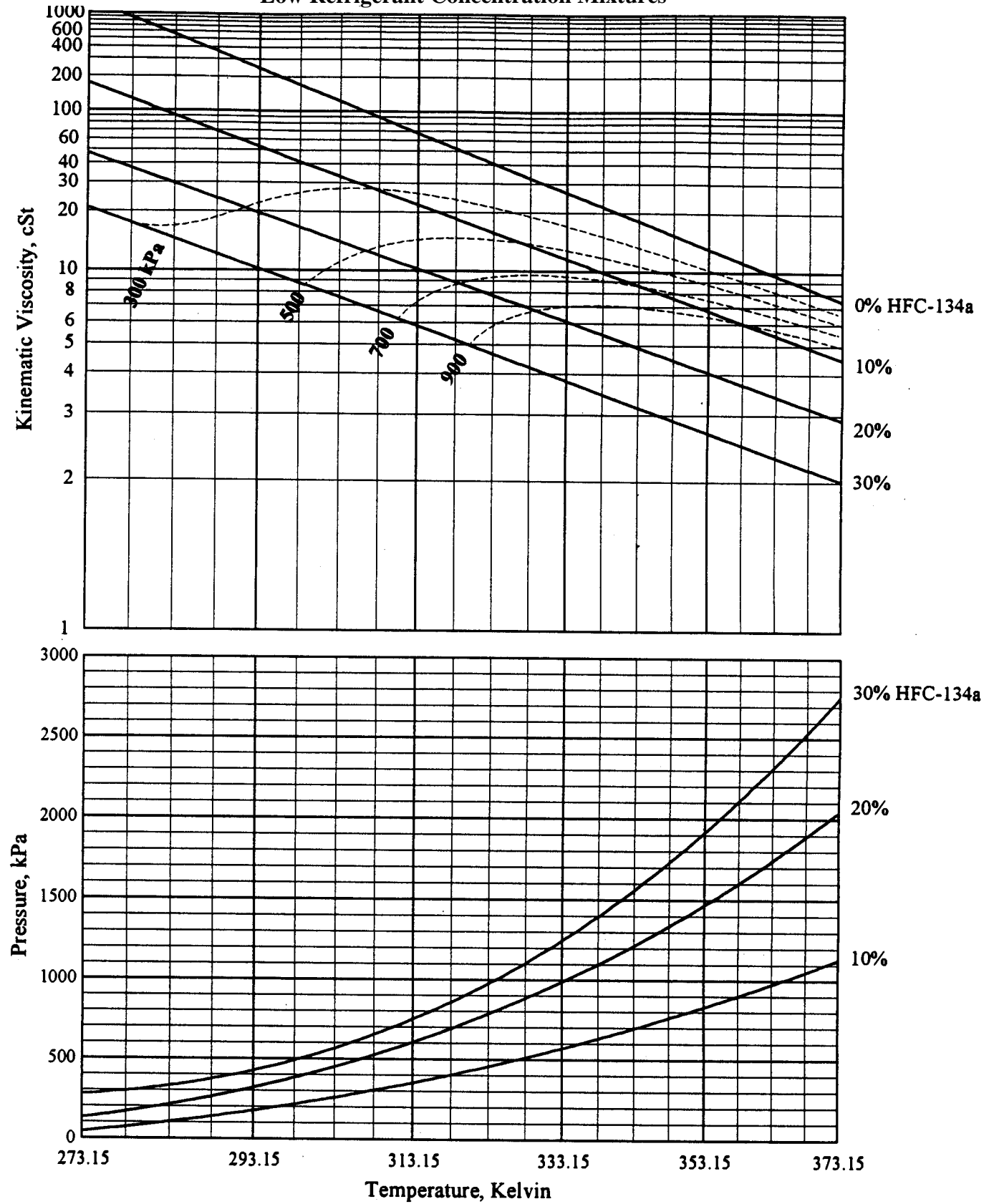




Table 7-2: Viscosity, Solubility and Density Parameters  
HFC-134a/ISO 68 Pentaerythritol Ester Mixed Acid #1  
High Refrigerant Concentration Mixtures

Coefficient	Dynamic Viscosity (eq. 5)	Vapor Pressure (eq. 6)	Density (eq. 7)	Kinematic Viscosity (eq. 8)
$a_1$	-1.54267E-1	4.93501	-6.03916E-2	6.70804E-1
$a_2$	-1.30839E+2	-3.90373E+2	-2.50554	-1.13257E+2
$a_3$	1.89773E+5	-9.75213E+4	1.66826	1.90778E+5
$a_4$	-1.35162	1.98743	1.30515	-2.54713
$a_5$	-1.84121E+2	-6.29632E+2	5.39346	-2.84865E+2
$a_6$	-9.66564E+4	5.83317E+4	-4.46156	-9.66465E+4
$a_7$	-7.89904E-1	9.65170E-1	-3.42380E-1	3.26527E-1
$a_8$	8.13268E+2	-7.75785E+2	-1.35909	5.19287E+2
$a_9$	-1.03939E+5	1.23434E+5	2.26507	-6.55262E+4
$\sigma$	0.9999	0.9999	0.9999	0.9999

Figure 7-3: Density of HFC-134a/ISO 68 Pentaerythritol Ester Mixed Acid #1  
High Refrigerant Concentration Mixtures

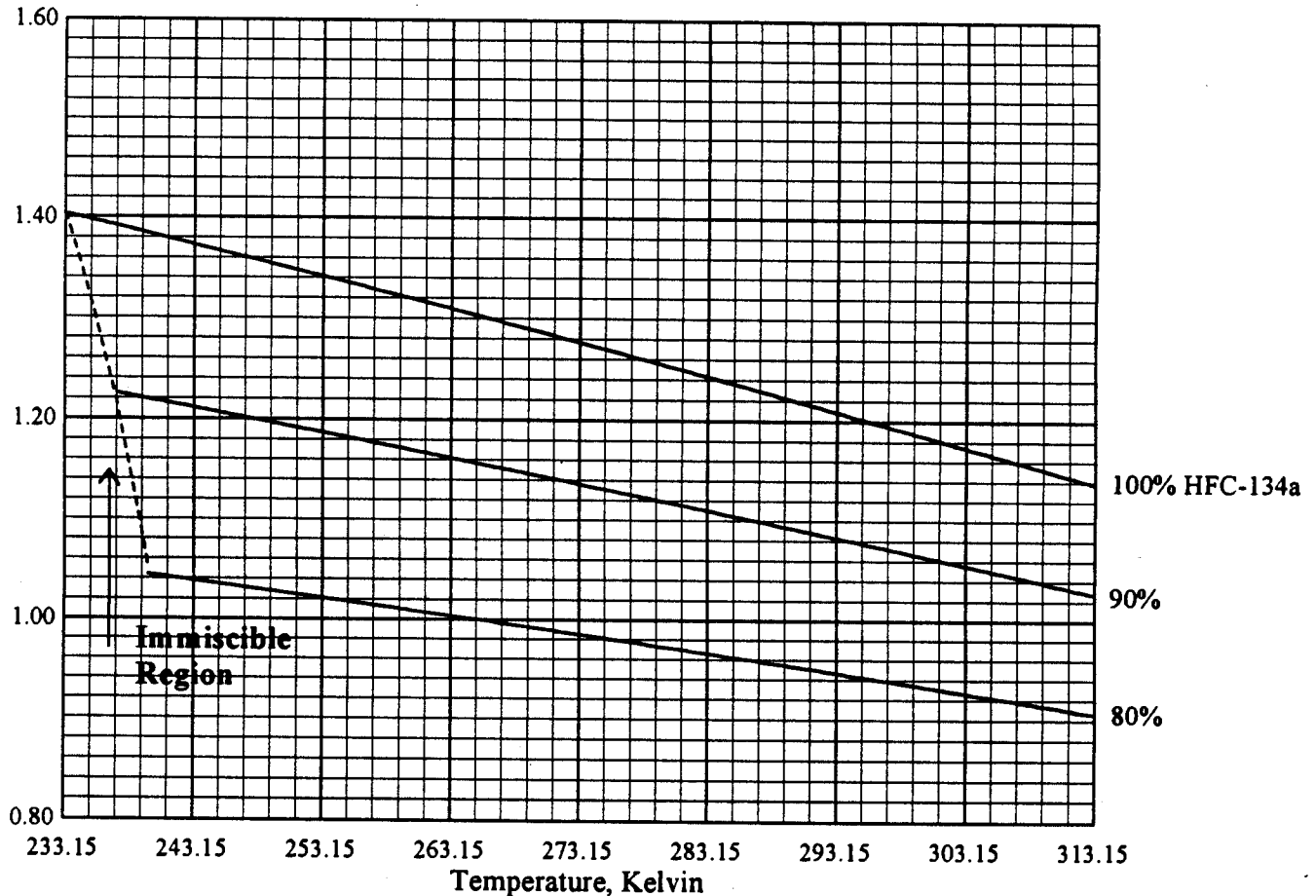
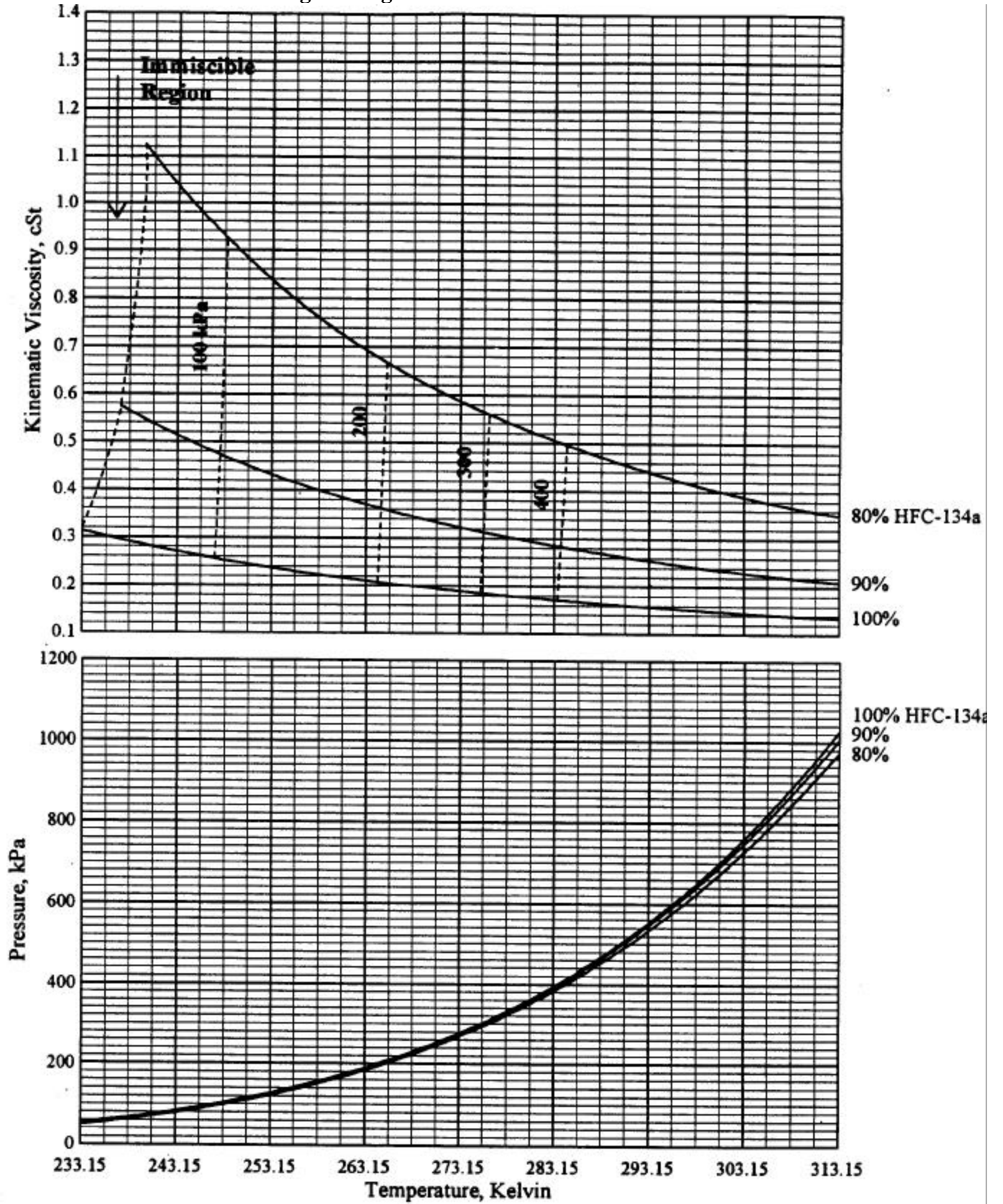


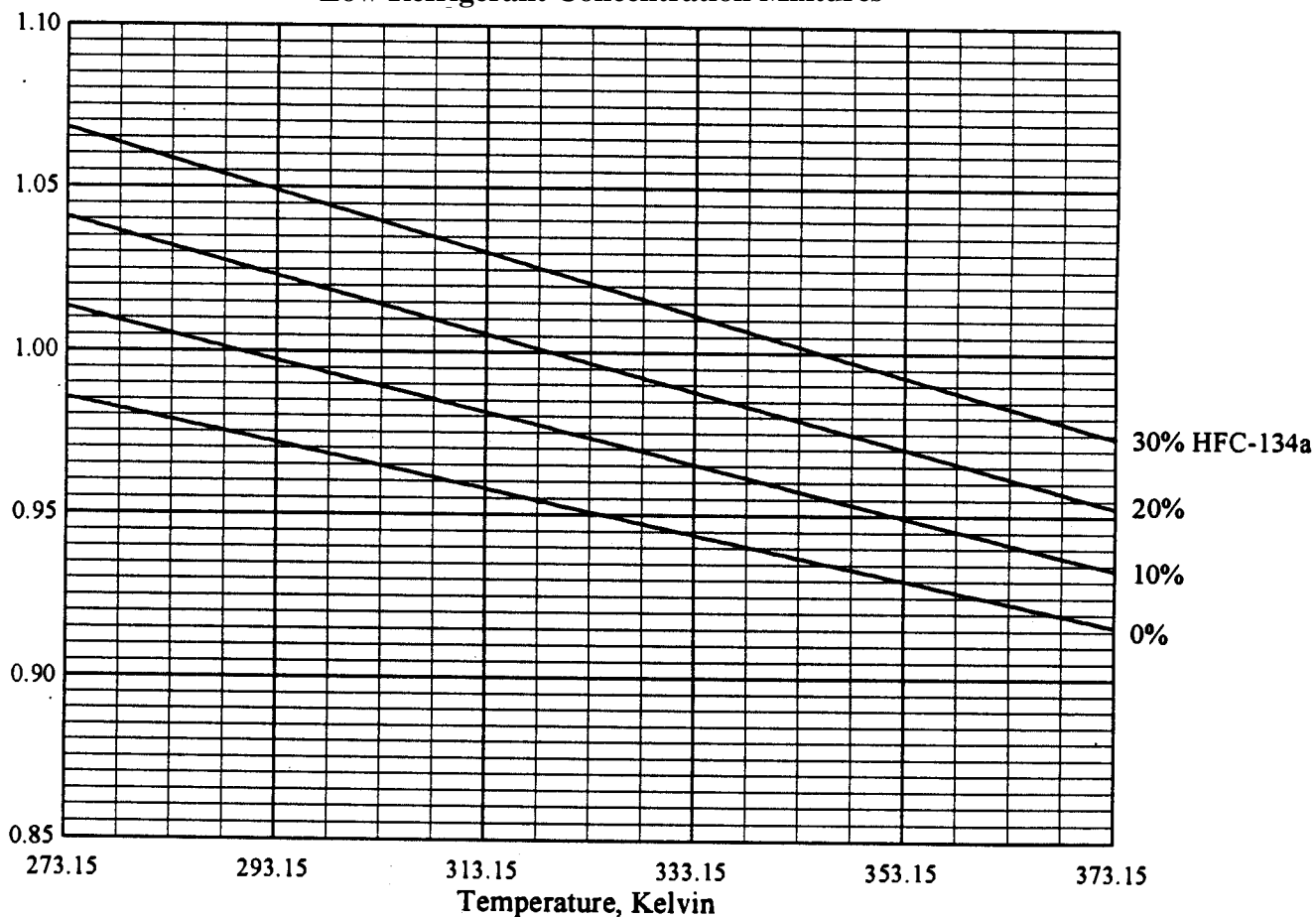
Figure 7-4: Viscosity and Solubility of HFC-134a/ISO 68 Pentaerythritol Ester Mixed Acid #1 High Refrigerant Concentration Mixtures



**Table 8-1: Viscosity, Solubility and Density Parameters  
HFC-134a/ISO 100 Pentaerythritol Ester Mixed Acid  
Low Refrigerant Concentration Mixtures**

Coefficient	Dynamic Viscosity (eq. 1)	Vapor Pressure (eq. 2)	Density (eq. 3)	Kinematic Viscosity (eq. 4)
$a_1$	9.39516	-8.80444E+2	1.16601	9.10304
$a_2$	-3.64649	5.45176	-6.38053E-4	-3.52779
$a_3$	0	-8.34803E-3	-8.42418E-8	0
$a_4$	-6.52943E-1	3.36783E+4	5.56811E-1	-7.32339E-1
$a_5$	-2.03770E-1	-2.92160E+2	-9.07772E-4	-1.70566E-1
$a_6$	0	6.28817E-1	-4.07430E-7	0
$a_7$	9.04645	5.25646E+4	9.58743E-1	1.00748E+1
$a_8$	-3.68209	-2.54871E+2	-6.88770E-3	-4.13950
$a_9$	0	2.32627E-1	1.24329E-5	0
$\sigma$	0.9995	0.9999	0.9998	0.9997

**Figure 8-1: Density of HFC-134a/ISO 100 Pentaerythritol Ester Mixed Acid  
Low Refrigerant Concentration Mixtures**



**Figure 8-2: Viscosity and Solubility of HFC-134a/ISO 100 Pentaerythritol Ester Mixed Acid  
Low Refrigerant Concentration Mixtures**

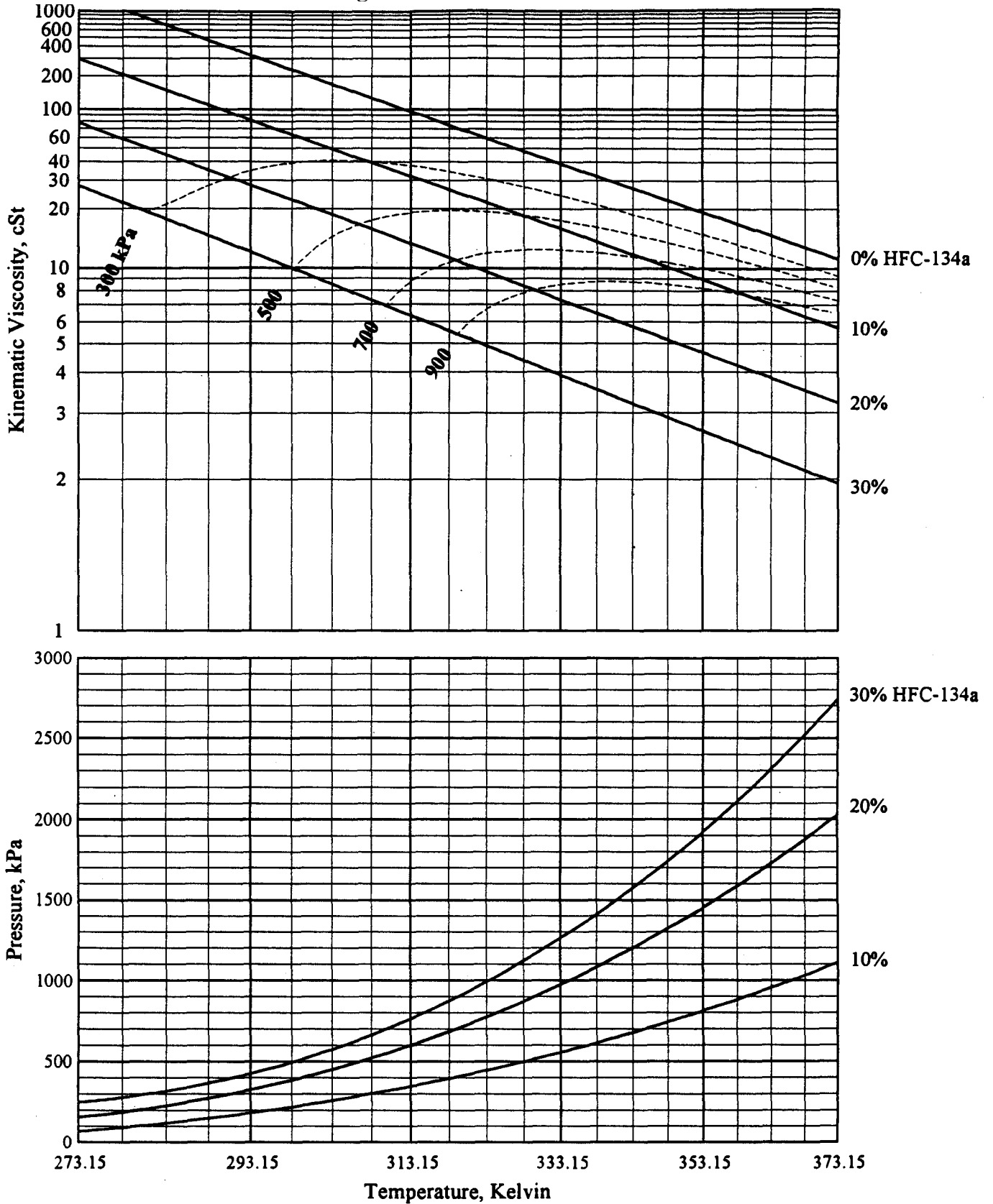
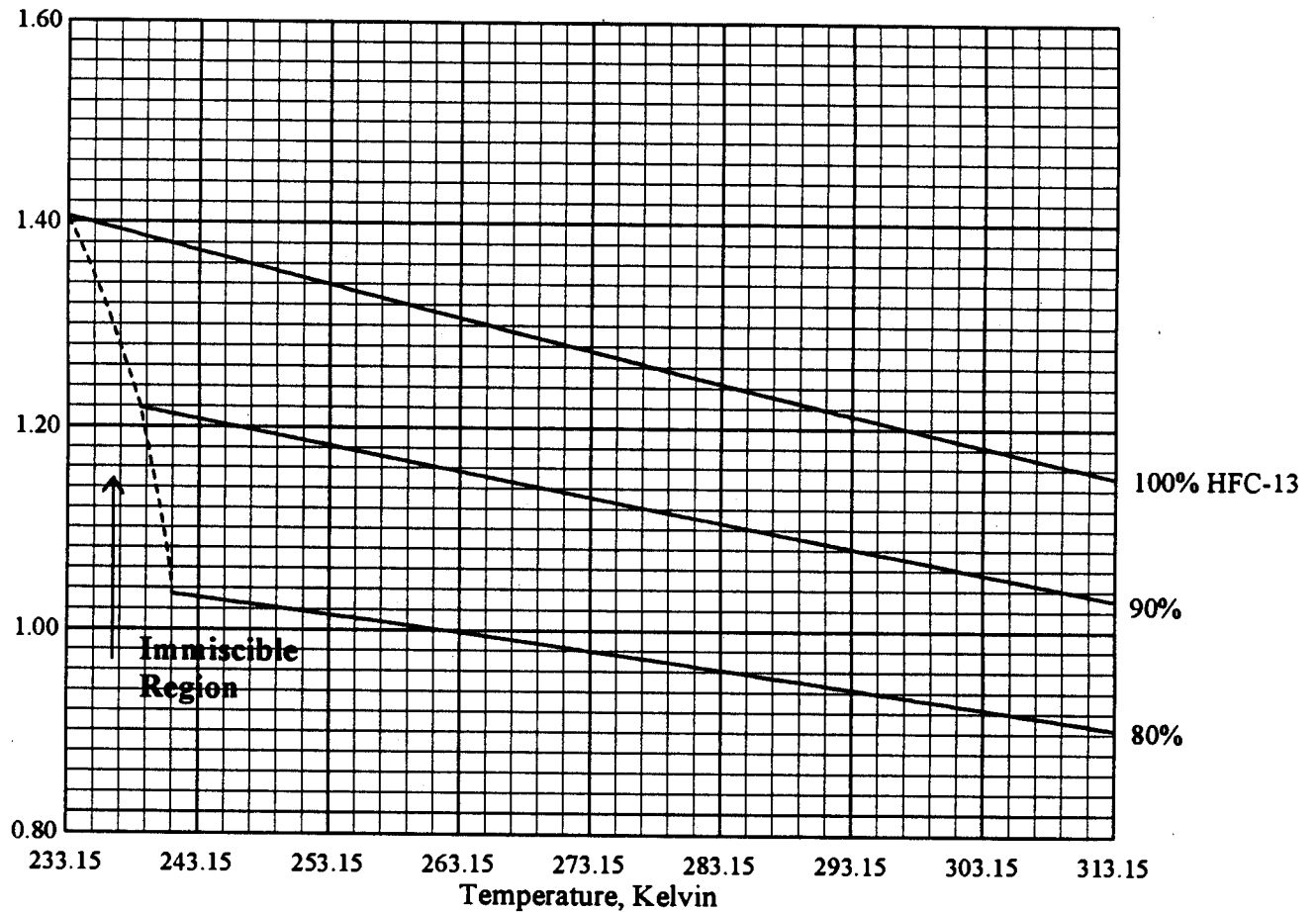


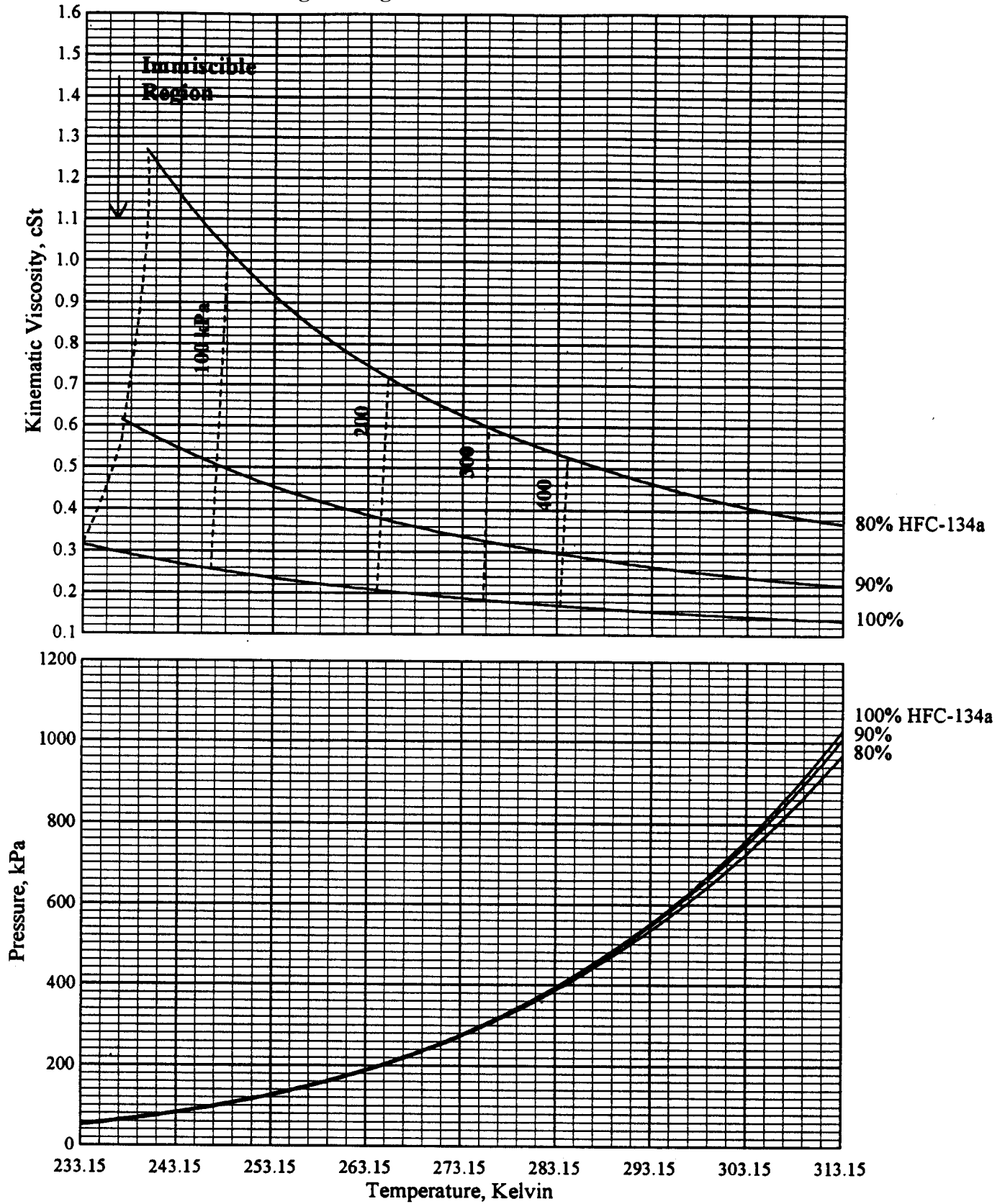
Table 8-2: Viscosity, Solubility and Density Parameters  
HFC-134a/ISO 100 Pentaerythritol Ester Mixed Acid  
High Refrigerant Concentration Mixtures

Coefficient	Dynamic Viscosity (eq. 5)	Vapor Pressure (eq. 6)	Density (eq. 7)	Kinematic Viscosity (eq. 8)
$a_1$	-3.15040	3.34517	-1.94056E-1	-1.34681E-1
$a_2$	9.35516E+2	-3.38366E+1	2.18604E-1	-6.50651E+2
$a_3$	1.05291E+5	-6.53110E+4	-5.30749	3.74637E+5
$a_4$	1.03070E+1	4.18610	1.33892	5.91882E-1
$a_5$	-5.40294E+3	-7.34708E+2	9.72285E-1	9.88778E+1
$a_6$	5.07096E+5	-9.91095E+4	8.19127	-3.70120E+5
$a_7$	-9.15198	3.85718E-1	-1.68005E-1	-1.69327
$a_8$	4.81098E+3	-1.04375E+3	-1.65734E-1	5.04946E+2
$a_9$	-6.03417E+5	2.50991E+5	-2.58563	4.63713E+4
$\sigma$	0.9999	0.9999	0.9999	0.9999

Figure 8-3: Density of HFC-134a/ISO 100 Pentaerythritol Ester Mixed High Refrigerant Concentration Mixtures



**Figure 8-4: Viscosity and Solubility of HFC-134a/ISO 100 Pentaerythritol Ester Mixed Acid High Refrigerant Concentration Mixtures**



**Table 9-1: Viscosity, Solubility and Density Parameters  
HFC-134a/ISO 22 Pentaerythritol Ester Branched Acid  
Low Refrigerant Concentration Mixtures**

Coefficient	Dynamic Viscosity (eq. 1)	Vapor Pressure (eq. 2)	Density (eq. 3)	Kinematic Viscosity (eq. 4)
$a_1$	1.01115E+1	3.88610E+2	1.22814	9.89055
$a_2$	-3.99968	-2.44464	-6.05295E-4	-3.91129
$a_3$	0	3.83619E-3	-2.83877E-7	0
$a_4$	-5.51364	-1.12283E+4	1.98417	-5.50167
$a_5$	1.90066	2.20125E-1	-1.05468E-2	1.88419
$a_6$	0	1.49557E-1	1.56200E-5	0
$a_7$	1.83841E+1	1.93083E+5	-3.24206	1.88386E+1
$a_8$	-7.73434	-1.15237E+3	2.05857E-2	-7.94982
$a_9$	0	1.67014	-3.25410E-5	0
$\sigma$	0.9993	0.9997	0.9998	0.9994

**Figure 9-1: Density of HFC-134a/ISO 22 Pentaerythritol Ester Branched Acid  
Low Refrigerant Concentration Mixtures**

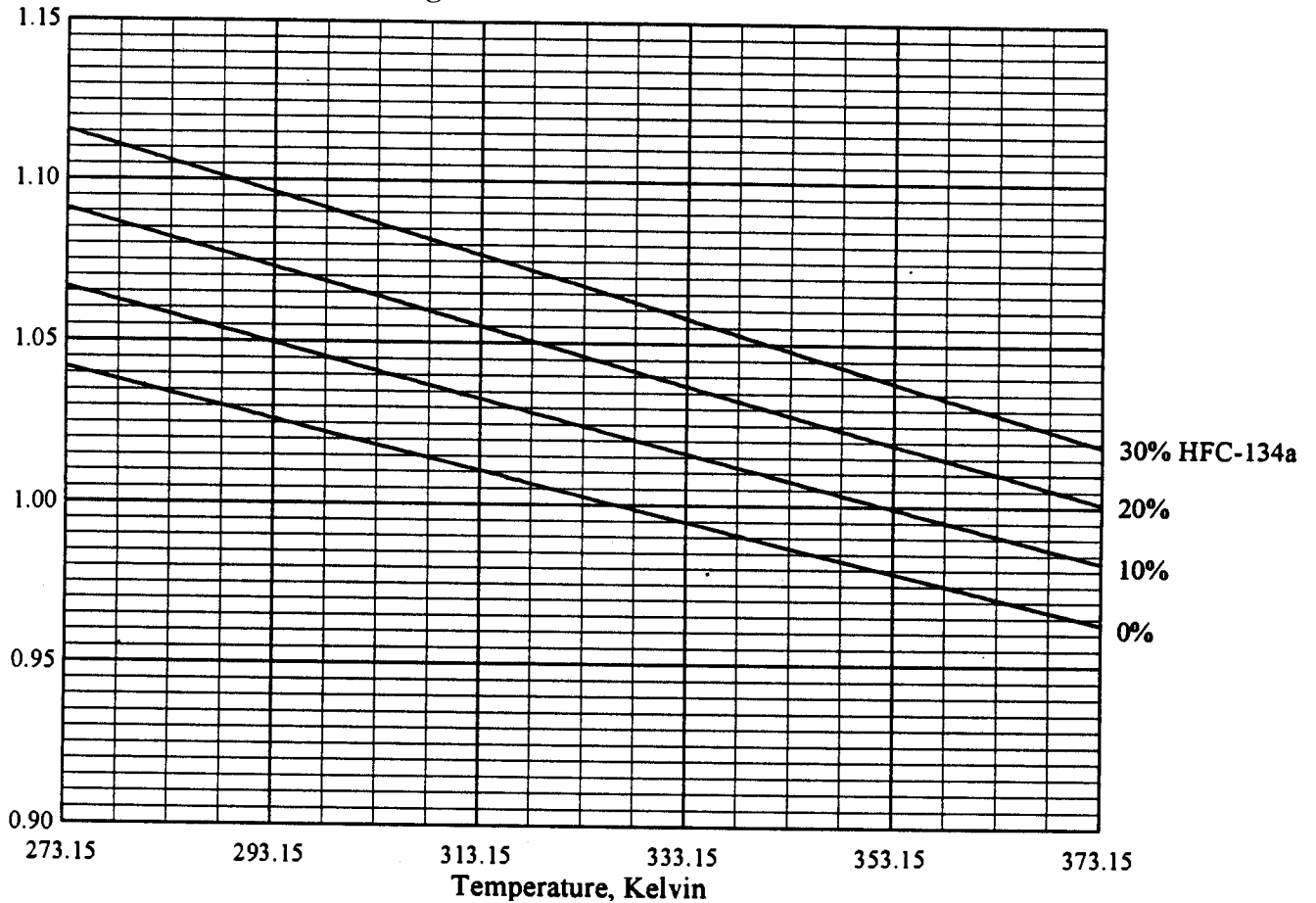
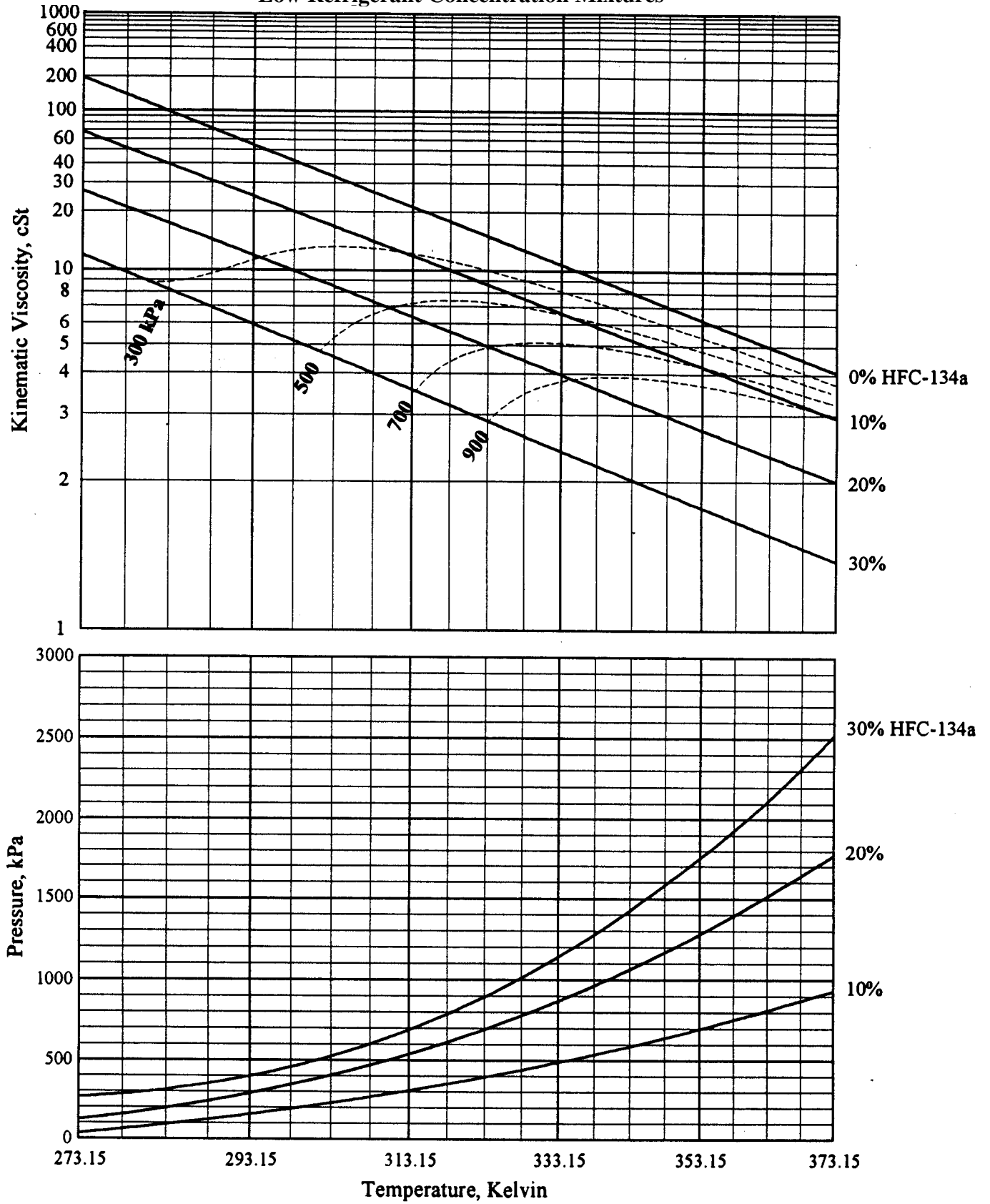


Figure 9-2: Viscosity and Solubility of HFC-134a/ISO 22 Pentaerythritol Ester Branched Acid  
 Low Refrigerant Concentration Mixtures

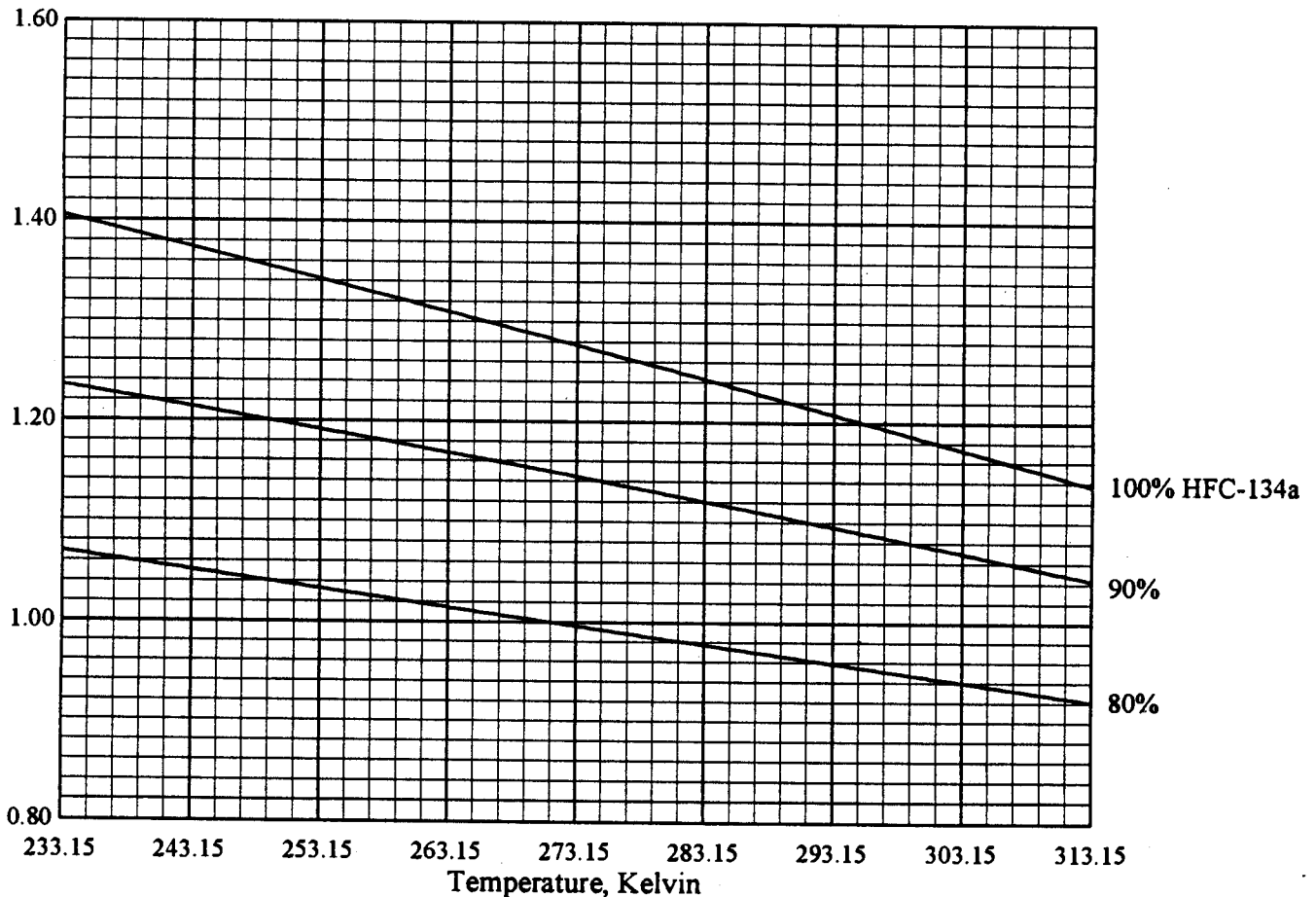




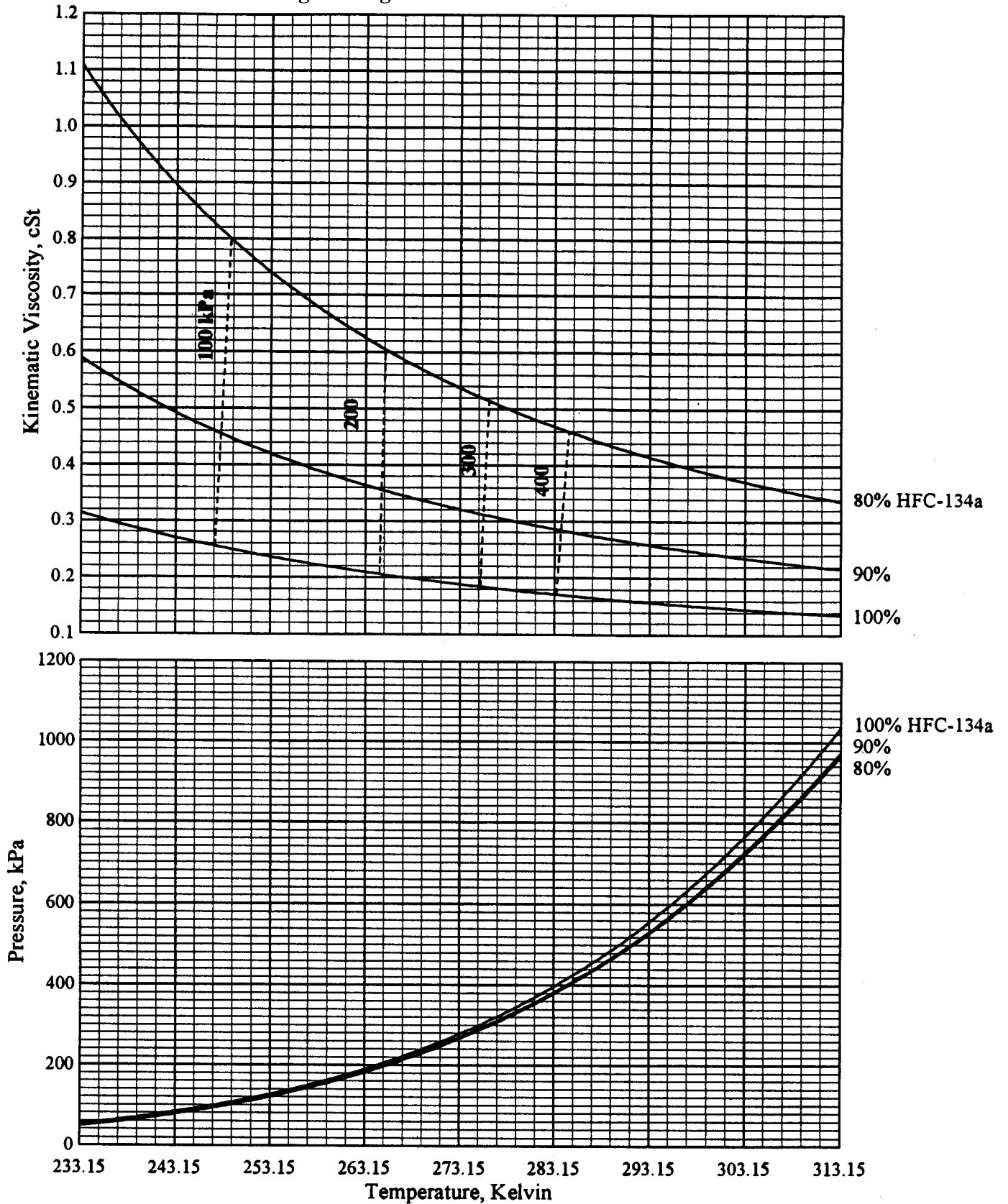
**Table 9-2: Viscosity, Solubility and Density Parameters  
HFC-134a/ISO 22 Pentaerythritol Ester Branched Acid  
High Refrigerant Concentration Mixtures**

Coefficient	Dynamic Viscosity (eq. 5)	Vapor Pressure (eq. 6)	Density (eq. 7)	Kinematic Viscosity (eq. 8)
$a_1$	-2.13068	8.17274	-7.28853E-1	-7.80031E-1
$a_2$	-3.11644E+2	-3.79886E+2	-5.18003	-3.59970E+2
$a_3$	2.67276E+5	-3.12174E+5	1.81220E+1	2.51073E+5
$a_4$	3.60679	-6.21892	3.07139	-2.46749E-2
$a_5$	1.56397E+2	-1.56993E+2	1.00223E+1	8.55352E+2
$a_6$	-3.06662E+5	4.72009E+5	-3.90141E+1	-3.54099E+5
$a_7$	-3.64889	5.84111	-1.44391	-5.53661E-1
$a_8$	5.89491E+2	-1.19898E+3	-3.29785	-4.75386E+2
$a_9$	3.68104E+4	-8.49250E+4	2.03565E+1	1.44870E+5
$\sigma$	0.9999	0.9998	0.9999	0.9999

**Figure 9-3: Density of HFC-134a/ISO 22 Pentaerythritol Ester Branched Acid  
High Refrigerant Concentration Mixtures**



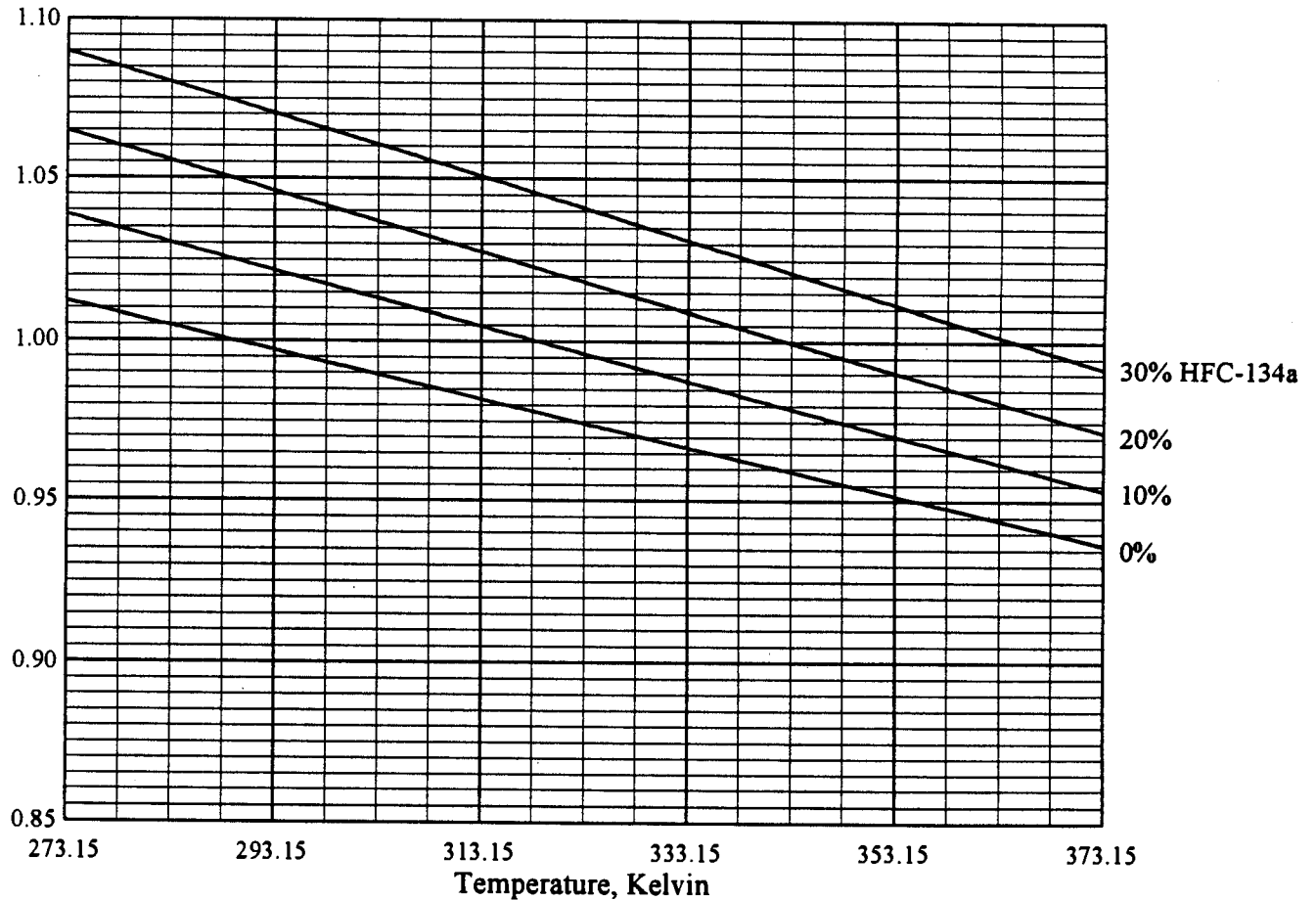
**Figure 9-4: Viscosity and Solubility of HFC-134a/ISO 22 Pentaerythritol Ester Branched Acid High Refrigerant Concentration Mixtures**



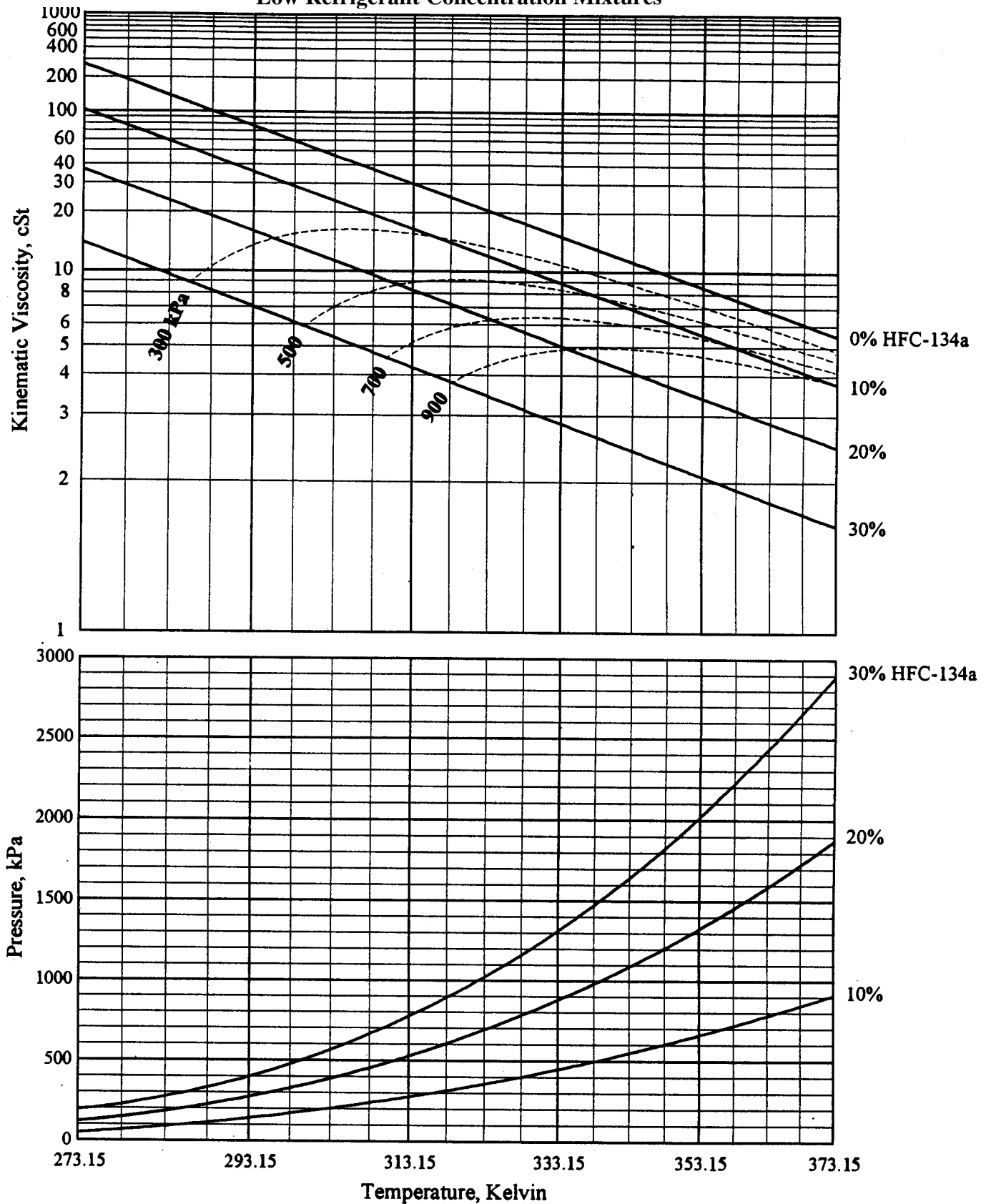
**Table 10-1: Viscosity, Solubility and Density Parameters  
HFC-134a/ISO 32 Pentaerythritol Ester Mixed Acid #2  
Low Refrigerant Concentration Mixtures**

Coefficient	Dynamic Viscosity (eq. 1)	Vapor Pressure (eq. 2)	Density (eq. 3)	Kinematic Viscosity (eq. 4)
$a_1$	9.44017	-1.57280E+3	1.50177	9.17097
$a_2$	-3.71459	9.66073	-2.52139E-3	-3.60543
$a_3$	0	-1.46003E-2	2.73051E-6	0
$a_4$	-7.89364E-2	3.74572E+4	-4.44085	-1.15777E-1
$a_5$	-2.41486E-1	-2.92537E+2	3.01571E-2	-2.33594E-1
$a_6$	0	5.78510E-1	4.83419E-5	0
$a_7$	3.31716E-1	4.77228E+4	1.57784E+1	8.53491E-1
$a_8$	-6.38203E-1	-3.22227E+2	-9.93488E-2	-8.84028E-1
$a_9$	0	5.39861E-1	1.55625E-4	0
$\sigma$	0.9998	0.9978	0.9992	0.9998

**Figure 10-1: Density of HFC-134a/ISO 32 Pentaerythritol Ester Mixed Acid #2  
Low Refrigerant Concentration Mixtures**



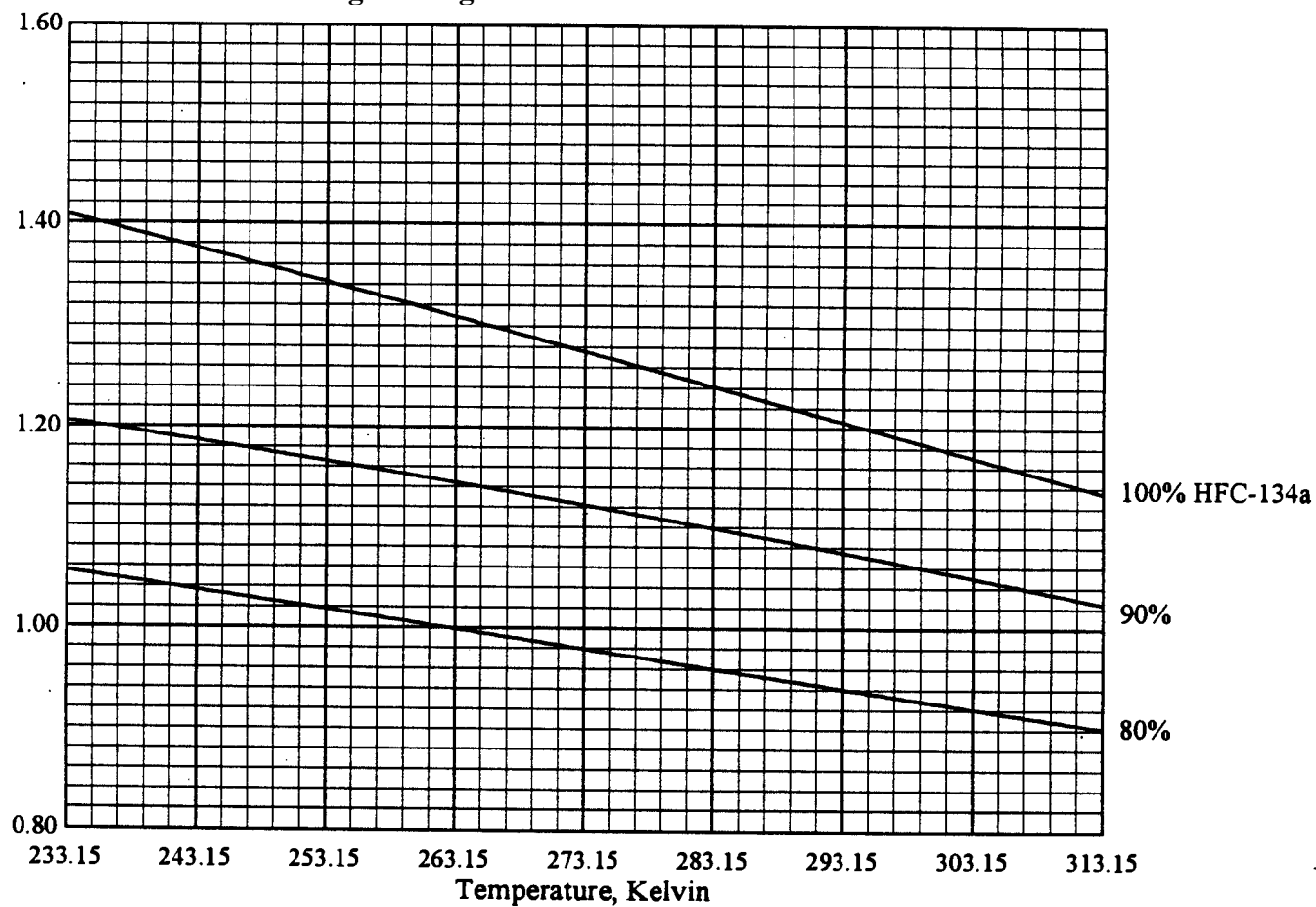
**Figure 10.2: Viscosity and Solubility of HFC-134a/ISO 32 Pentaerythritol Ester Mixed Acid #2  
Low Refrigerant Concentration Mixtures**



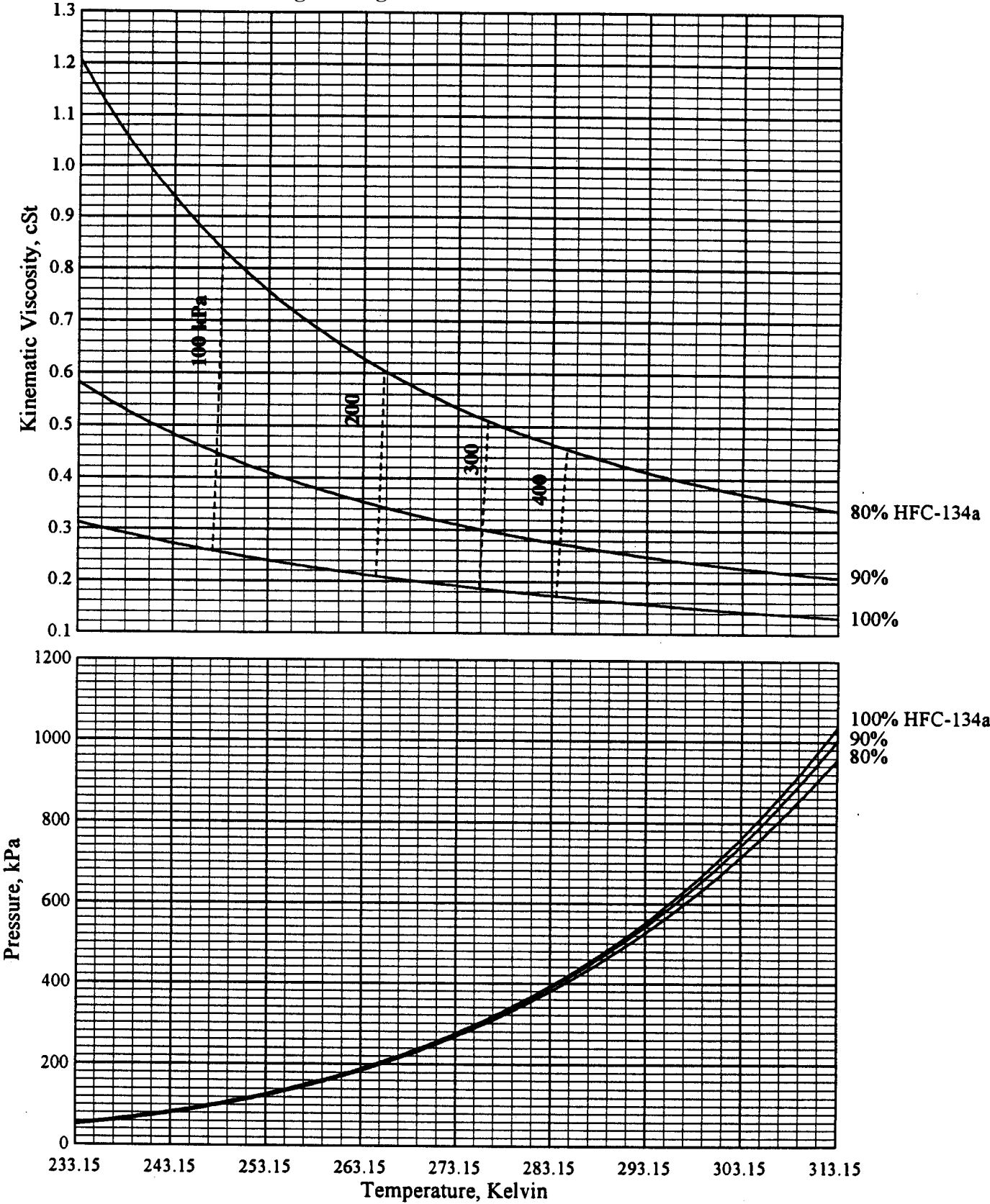
**Table 10-2: Viscosity, Solubility and Density Parameters  
HFC-134a/ISO 32 Pentaerythritol Ester Mixed Acid #2  
High Refrigerant Concentration Mixtures**

Coefficient	Dynamic Viscosity (eq. 5)	Vapor Pressure (eq. 6)	Density (eq. 7)	Kinematic Viscosity (eq. 8)
$a_1$	2.28826E-1	3.26218	-5.20544E-2	1.25921
$a_2$	-1.22901E+3	1.43578E+2	-8.48211	-1.65156E+3
$a_3$	4.65930E+5	-1.13312E+5	3.50146E+1	5.45549E+5
$a_4$	3.75901	4.32627	1.35558	3.45701
$a_5$	-8.72288E+2	-1.15328E+3	1.80809E+1	-7.16272E+2
$a_6$	-3.20701E+5	1.50216E+4	-7.80529E+1	-3.98281E+5
$a_7$	-6.65343	5.25739E-1	-3.99086E-1	-6.76491
$a_8$	2.79318E+3	-9.08547E+2	-8.12848	2.75135E+3
$a_9$	-1.81129E+5	1.98948E+5	4.26825E+1	-1.52802E+5
$\sigma$	0.9999	0.9999	0.9997	0.9997

**Figure 10-3: Density of HFC-134a/ISO 32 Pentaerythritol Ester Mixed Acid #2  
High Refrigerant Concentration Mixtures**



**Figure 10.4: Viscosity and Solubility of HFC-134a/ISO 32 Penaterythritol Ester Mixed Acid #2 High Refrigerant Concentration Mixtures**



**Table 11-1: Viscosity, Solubility and Density Parameters  
HFC-134a/ISO 68 Penaterthritol Ester Branched Acid  
Low Refrigerant Concentration Mixtures**

Coefficient	Dynamic Viscosity (eq. 1)	Vapor Pressure (eq. 2)	Density (eq. 3)	Kinematic Viscosity (eq. 4)
$a_1$	9.36879	1.15698E+3	1.35141	9.24857
$a_2$	-3.64973	-7.24740	-1.25841E-3	-3.60255
$a_3$	0	1.12673E-2	7.44833E-7	0
$a_4$	-8.16203	1.10499E+4	4.20602E-1	-8.05857
$a_5$	2.92595	-1.47866E+2	-7.74779E-4	2.87554
$a_6$	0	3.98728E-1	2.89145E-7	0
$a_7$	2.70277E+1	1.05859E+5	2.38246E-2	2.64283E+1
$a_8$	-1.10738E+1	-5.87685E+2	5.16019E-4	-1.08610E+1
$a_9$	0	7.46136E-1	-2.34721E-6	0
$\sigma$	0.9996	0.9999	0.9995	0.9996

**Figure 11-1: Density of HFC-134a/ISO 68 Pentaerythritol Ester Branched Acid  
Low Refrigerant Concentration Mixtures**

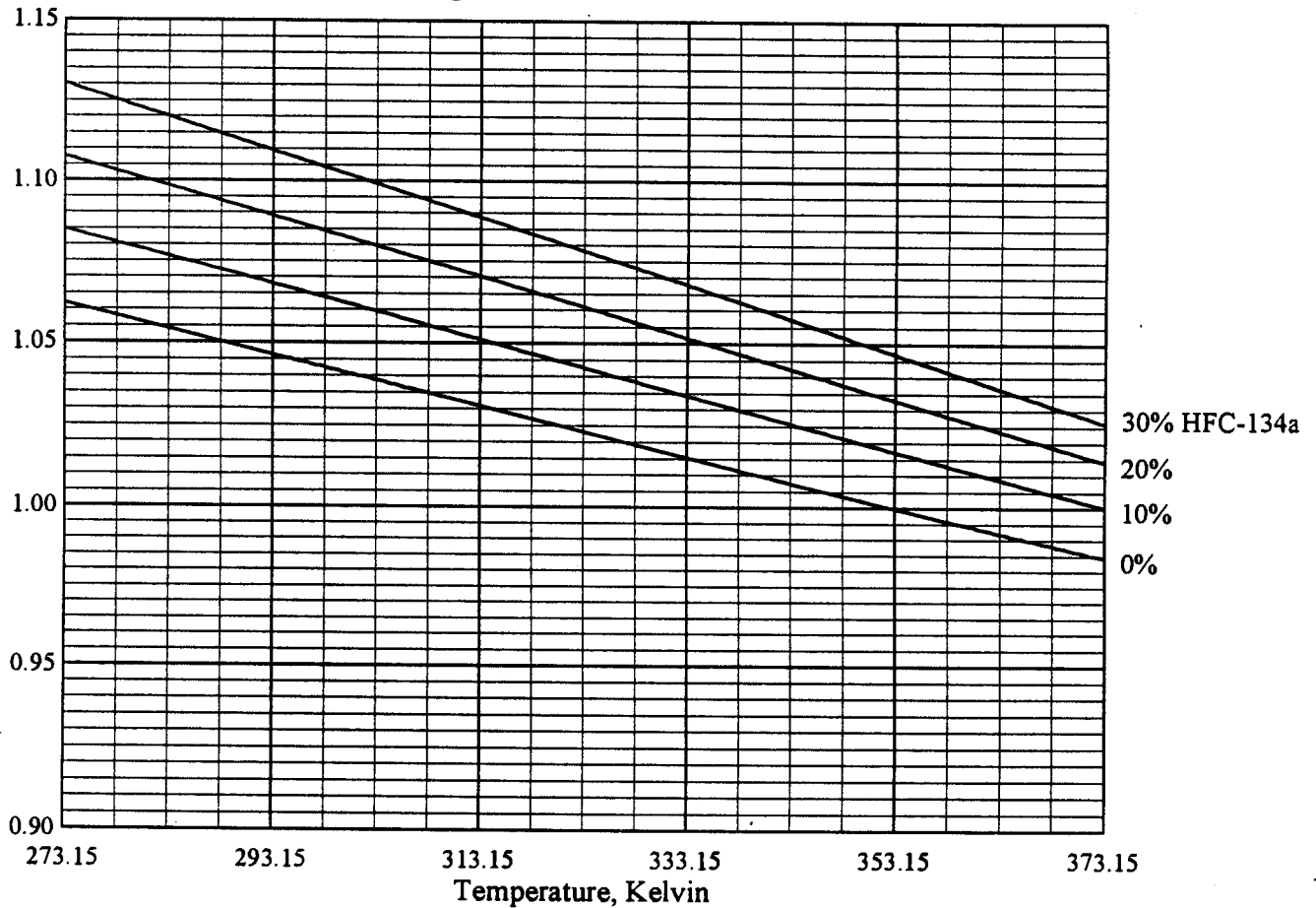
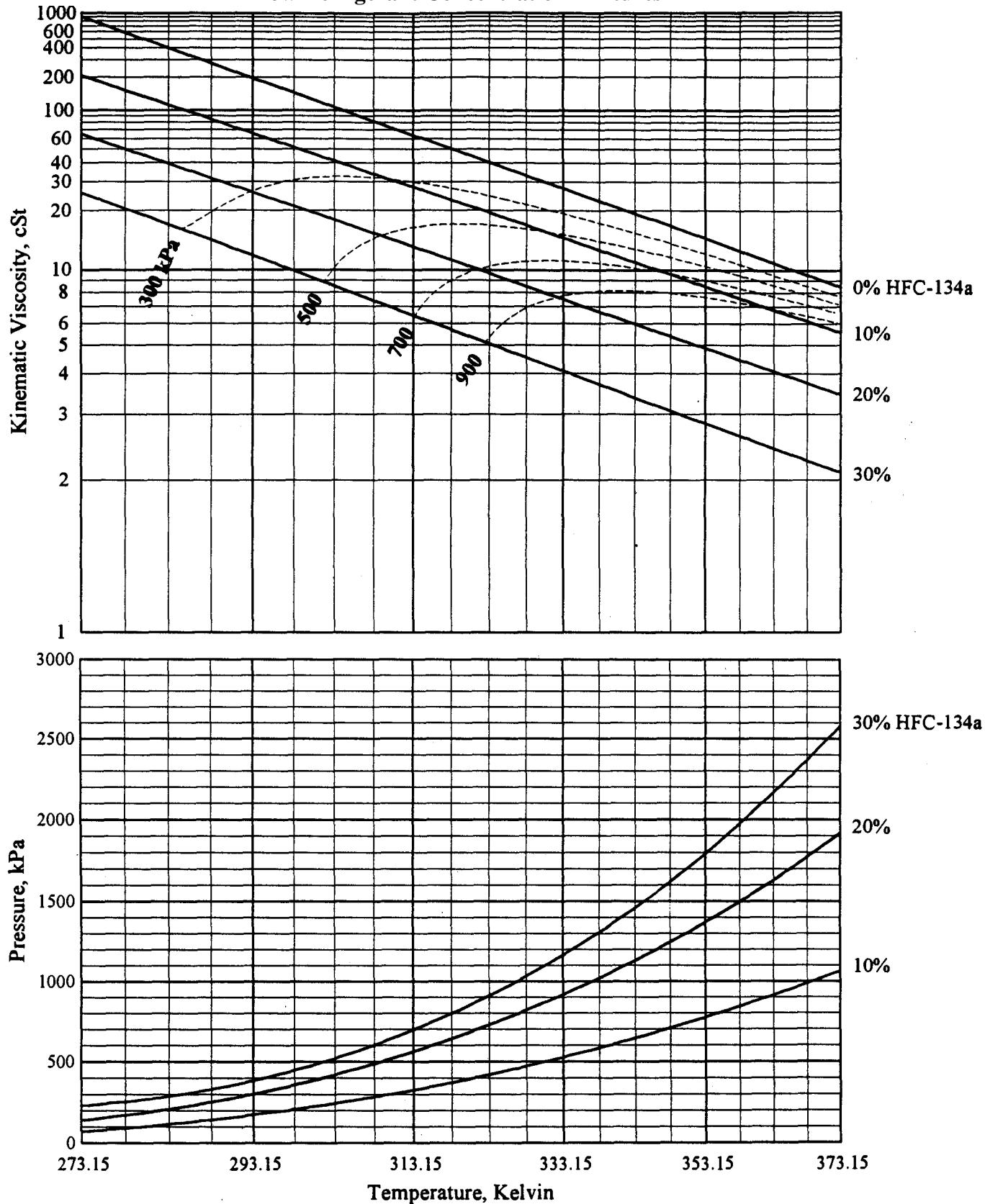


Figure 11-2: Viscosity and Solubility of HFC-134a/ISO 68 Pentaerythritol Ester Branched Acid  
Low Refrigerant Concentration Mixtures

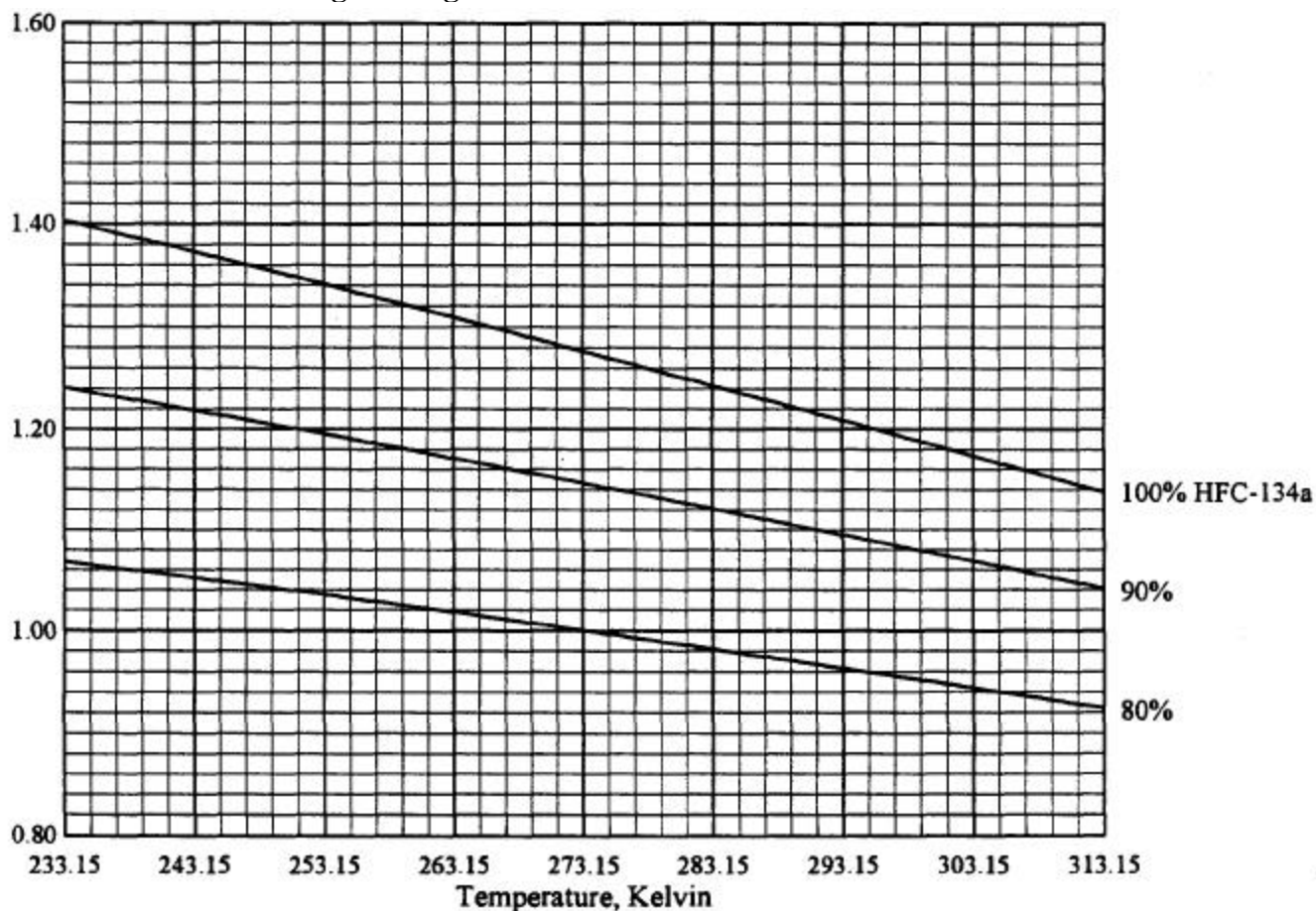




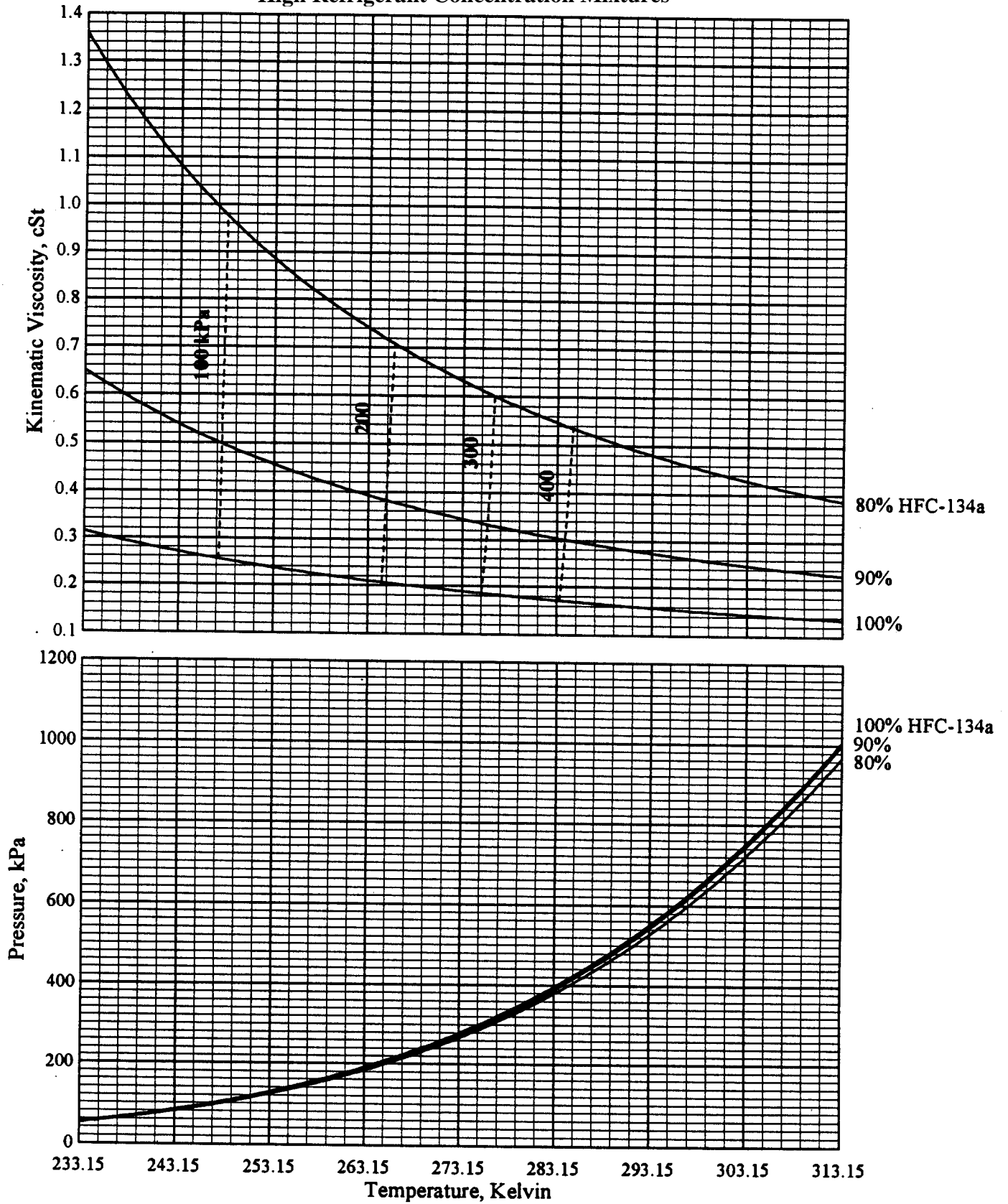
**Table 11-2: Viscosity, Solubility and Density Parameters  
HFC-134a/ISO 68 Pentaerythritol Ester Branched Acid  
High Refrigerant Concentration Mixtures**

Coefficient	Dynamic Viscosity (eq. 5)	Vapor Pressure (eq. 6)	Density (eq. 7)	Kinematic Viscosity (eq. 8)
$a_1$	-8.72650E-1	4.50356	-6.00005E-1	-1.65635E-1
$a_2$	2.48588E+2	-1.02368E+3	-1.36300	8.11046E+1
$a_3$	8.21631E+4	1.21007E+5	2.90542	1.43170E+5
$a_4$	-4.73166E-1	6.68778	2.70040	-4.59212E-1
$a_5$	-3.26905E+2	-1.29817E+3	2.31427	-5.64881E+2
$a_6$	2.51007E+4	-1.42206E+5	-6.55983	-3.29294E+4
$a_7$	-7.59013E-1	-3.86121	-1.19931	-8.40052E-1
$a_8$	4.75836E+2	8.23932E+2	5.89474E-1	5.60054E+2
$a_9$	-1.04921E+5	6.59348E+4	3.10129	-7.57655E+4
$\sigma$	0.9999	0.9999	0.9999	0.9999

**Figure 11-3: Density of HFC-134a/ISO 68 Pentaerythritol Ester Branched Acid  
High Refrigerant Concentration Mixtures**



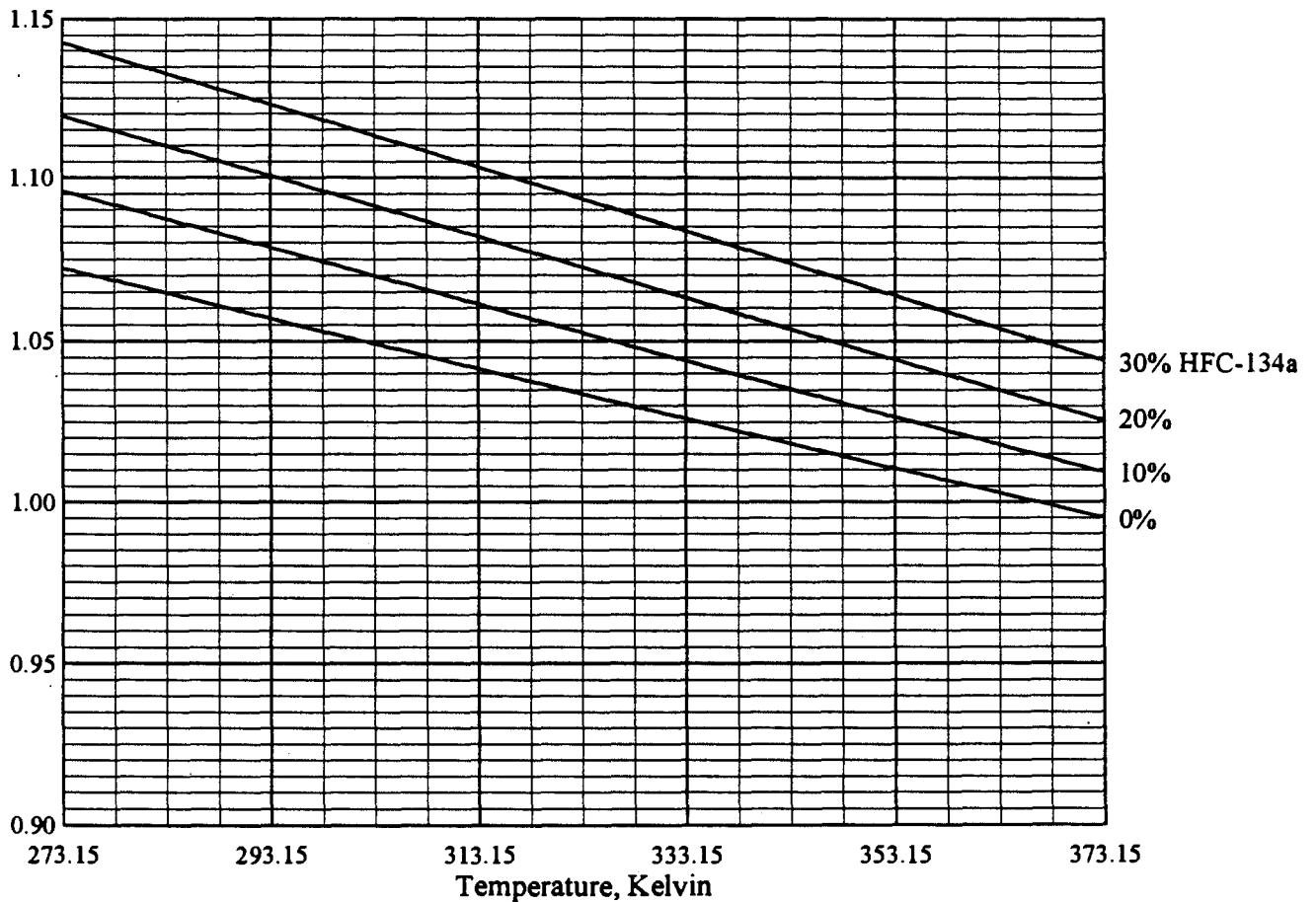
**Figure 11-4: Viscosity and Solubility of HFC-134a/ISO 68 Pentaerythritol Ester Branched Acid  
High Refrigerant Concentration Mixtures**



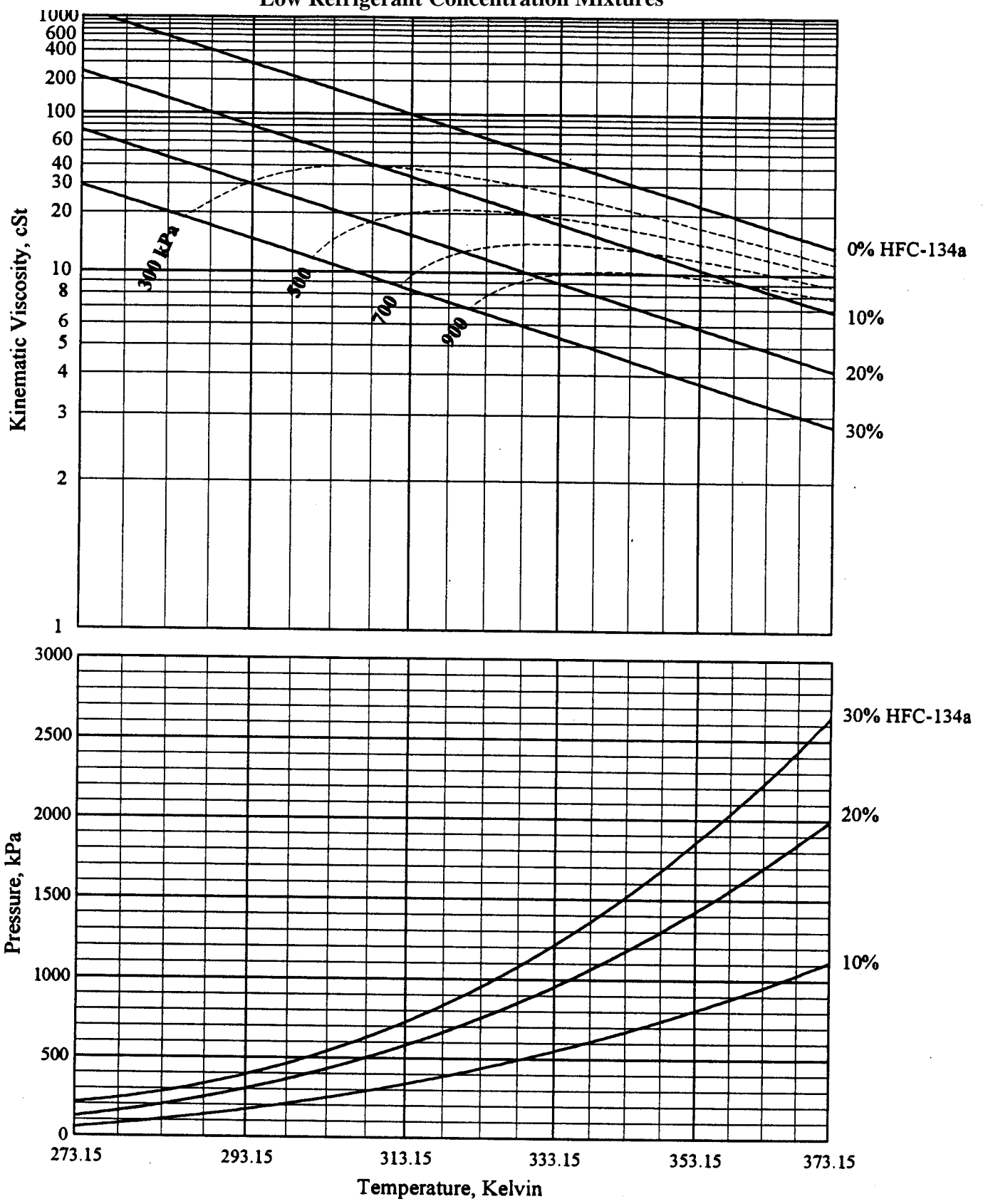
**Table 12-1: Viscosity, Solubility and Density Parameters  
HFC-134a/ISO 100 Pentaerythritol Ester Branched Acid  
Low Refrigerant Concentration Mixtures**

Coefficient	Dynamic Viscosity (eq. 1)	Vapor Pressure (eq. 2)	Density (eq. 3)	Kinematic Viscosity (eq. 4)
$a_1$	8.29980	3.47568E+2	1.29320	8.20711
$a_2$	-3.20316	-2.22002	-8.33097E-4	-3.16733
$a_3$	0	3.53118E-03	9.35243E-8	0
$a_4$	9.57472E-2	2.05216E+4	1.61662	2.63799E-2
$a_5$	-5.03322E-1	-2.13651E+2	-7.88841E-3	-4.84972E-1
$a_6$	0	5.12602E-1	1.05986E-5	0
$a_7$	-2.92346	7.14765E+4	-4.08554	-2.67496
$a_8$	1.34790	-3.57939E+2	2.46902E-2	1.22030
$a_9$	0	3.64799E-1	-3.64865E-5	0
$\sigma$	0.9999	0.9999	0.9991	0.9999

**Figure 12-1: Density of HFC-134a/ISO 100 Pentaerythritol Ester Branched Acid  
Low Refrigerant Concentration Mixtures**



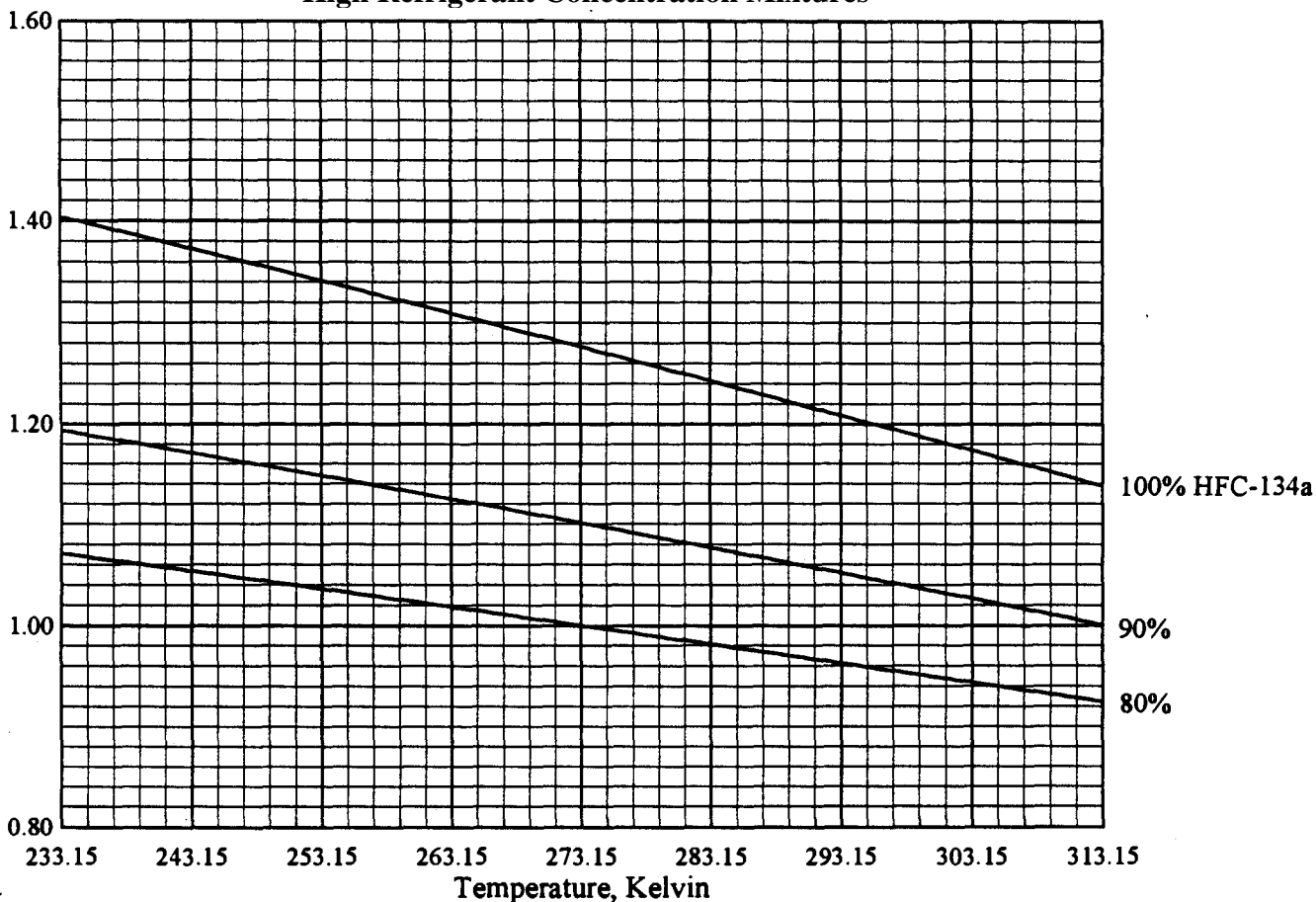
**Figure 12-2: Viscosity and Solubility of HFC-134a/ISO 100 Pentaerythritol Ester Branched Acid  
Low Refrigerant Concentration Mixtures**



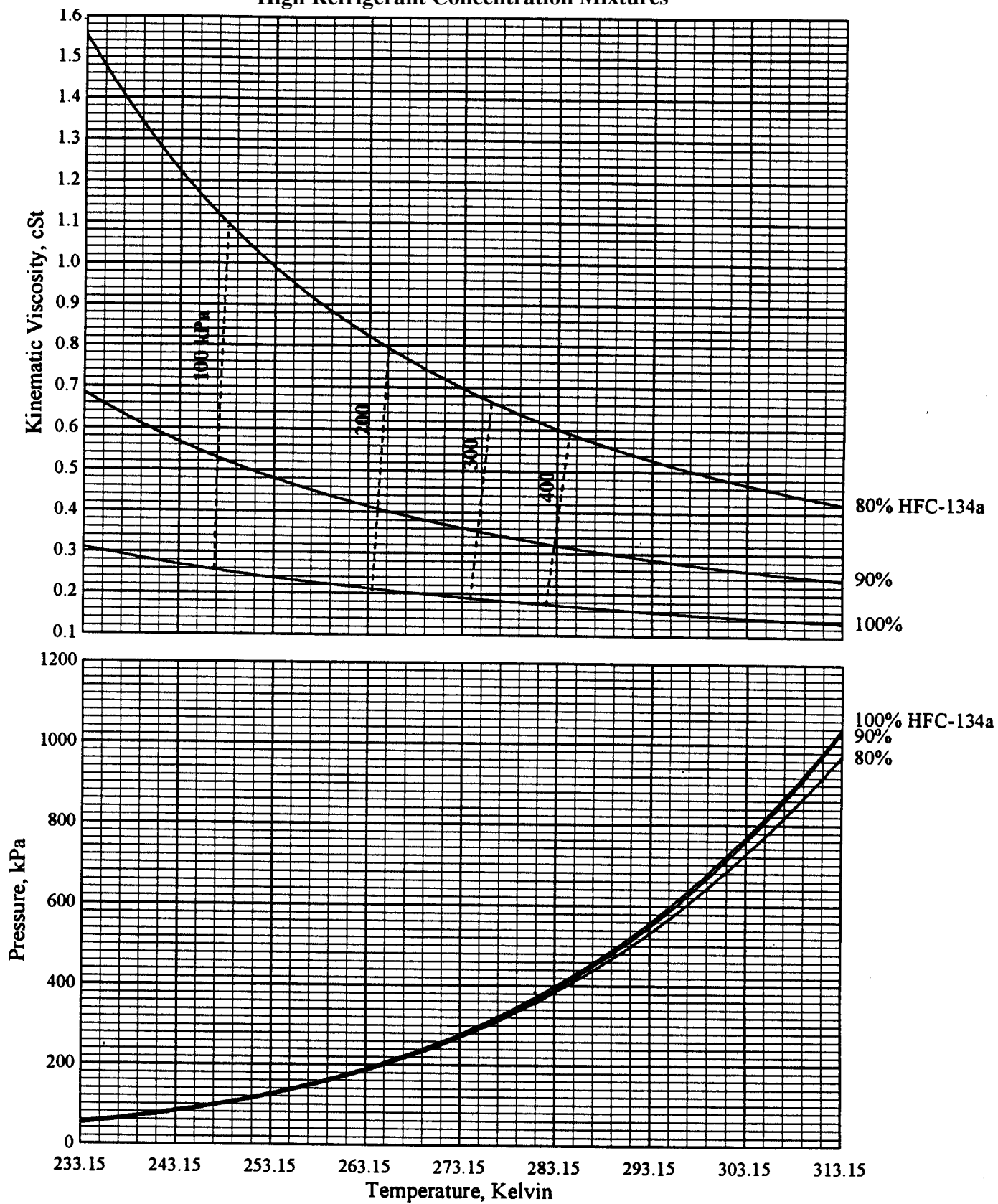
**Table 12-2: Viscosity, Solubility and Density Parameters  
HFC-134a/ISO 100 Pentaerythritol Ester Branched Acid  
High Refrigerant Concentration Mixtures**

Coefficient	Dynamic Viscosity (eq. 5)	Vapor Pressure (eq. 6)	Density (eq. 7)	Kinematic Viscosity (eq. 8)
$a_1$	6.12636E-3	2.23668	2.06600	-4.96936E-2
$a_2$	9.94122E+2	-1.15988E+2	2.56923	-2.69268E+2
$a_3$	-5.54165E+4	-2.47171E+4	1.49475	2.53663E+5
$a_4$	-6.80521E-1	6.43171	-3.25589	1.72877
$a_5$	-2.91353E+3	-3.65985E+2	-6.91930	-1.05160E+3
$a_6$	4.70750E+5	-2.22909E+5	-2.54820	-9.67116E+4
$a_7$	-1.69372	-3.61286E-1	2.09312	-3.49643
$a_8$	2.46146E+3	-1.54866E+3	5.87213	1.58715E+3
$a_9$	-4.32625E+5	3.64466E+5	5.38856E-1	-1.47831E+5
$\sigma$	0.9999	0.9994	0.9999	0.9999

**Figure 12-3: Density of HFC-134a/ISO 100 Pentaerythritol Ester Branched Acid  
High Refrigerant Concentration Mixtures**



**Figure 12-4: Viscosity and Solubility of HFC-134a/ISO 100 Pentaerythritol Ester Branched Acid High Refrigerant Concentration Mixtures**



**Table 13-1: Viscosity, Solubility and Density Parameters  
 HCFC-123/ISO 32 Naphthenic Mineral Oil  
 Low Refrigerant Concentration Mixtures**

Coefficient	Dynamic Viscosity (eq. 1)	Vapor Pressure (eq. 2)	Density (eq. 3)	Kinematic Viscosity (eq. 4)
$a_1$	1.13003E+1	1.81411E+3	1.17296	1.07384E+1
$a_2$	-4.46433	-1.12892E+1	-1.14095E-3	-4.23286
$a_3$	0	1.74243E-2	7.82273E-7	0
$a_4$	-1.73171	-1.44306E+4	-3.69578E-1	-7.76490E-1
$a_5$	4.12488E-1	7.75987E+1	6.01599E-3	1.11672E-2
$a_6$	0	-9.37333E-2	-1.05875E-5	0
$a_7$	1.59771	6.33527E+4	2.04857	2.29578E-1
$a_8$	-8.06383E-1	-3.86512E+2	-1.55154E-2	-2.55951E-1
$a_9$	0	5.78166E-1	2.44133E-5	0
$\sigma$	0.9995	0.9970	0.9984	0.9993

**Figure 13-1: Density of HCFC-123/ISO 32 Naphthenic Mineral Oil  
 Low Refrigerant Concentration Mixtures**

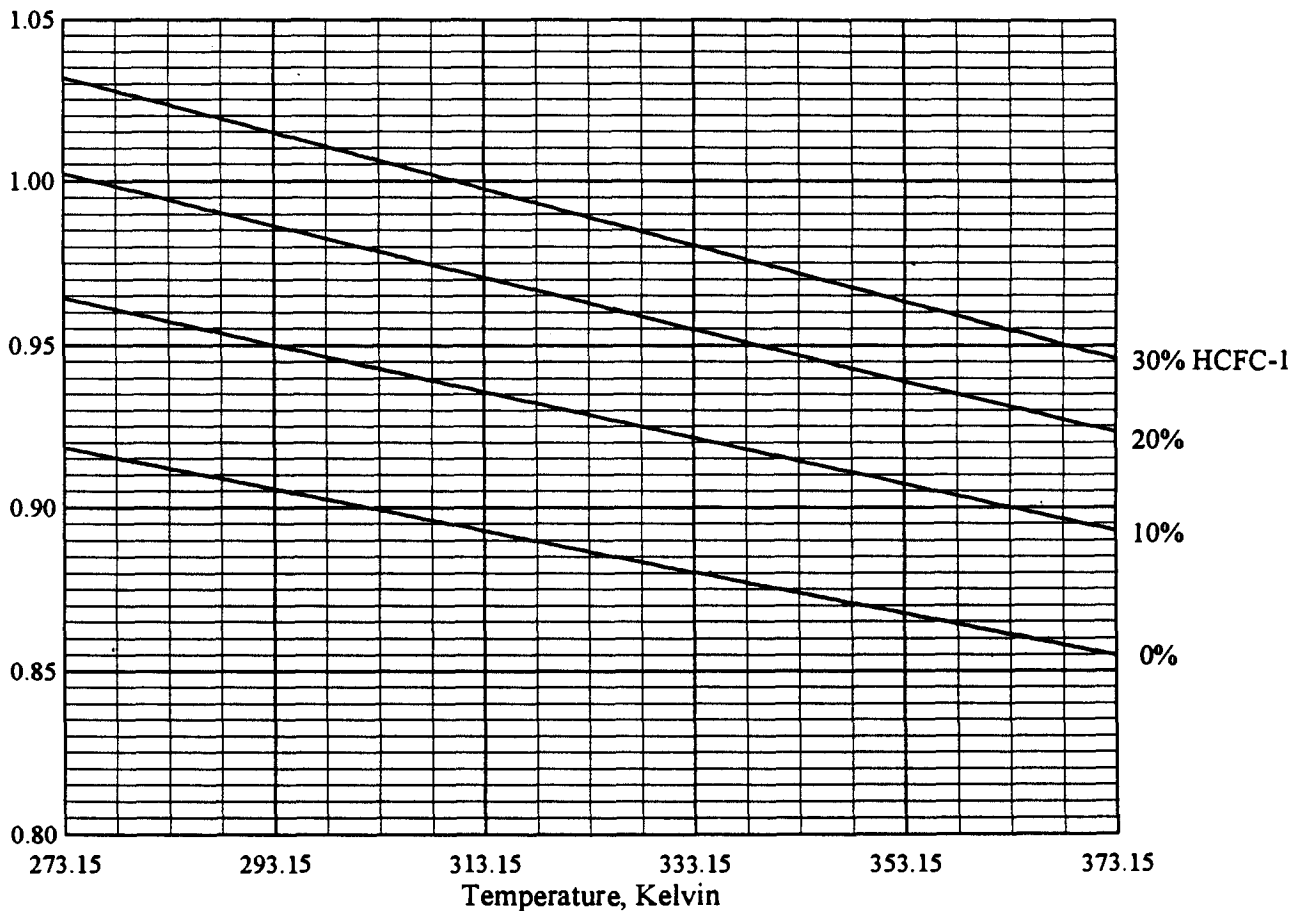
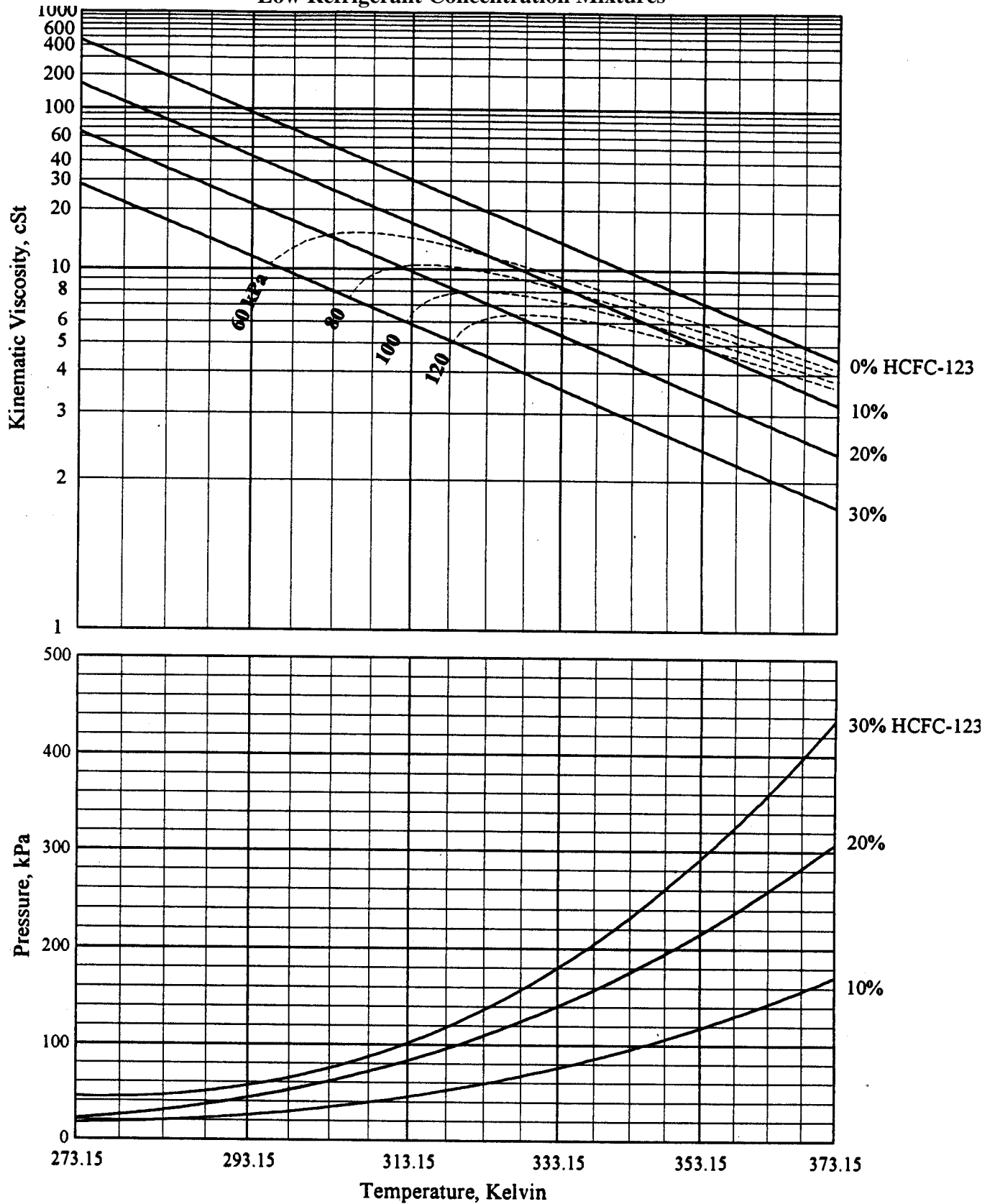


Figure 13-2: Viscosity and Solubility of HCFC-123/ISO 32 Naphthenic Mineral Oil  
Low Refrigerant Concentration Mixtures





**Table 13-2: Viscosity, Solubility and Density Parameters  
 HCFC-123/ISO 32 Naphthenic Mineral Oil High  
 Refrigerant Concentration Mixtures**

Coefficient	Dynamic Viscosity (eq. 5)	Vapor Pressure (eq. 6)	Density (eq. 7)	Kinematic Viscosity (eq. 8)
$a_1$	-5.78828	4.55077	1.12175	-4.79328
$a_2$	1.49235E+3	-4.44155E+2	-3.28467E-1	1.37176E+3
$a_3$	2.12697E+5	-1.23557E+4	6.80806E-3	2.08296E+5
$a_4$	4.23615	4.92224	-6.80007E-1	2.99021
$a_5$	-4.30602E+1	-2.65297E+3	-4.94063	1.74577E+1
$a_6$	-6.53301E+5	1.30167E+5	6.12868	-6.18517E+5
$a_7$	-2.03924E-1	3.09690	5.22858E-1	3.46612E-1
$a_8$	-1.03794E+3	-1.75635E+3	6.94263	-1.18735E+3
$a_9$	4.43159E+5	3.86596E+5	-6.78944	4.33829E+5
$\sigma$	0.9994	0.9994	0.9999	0.9994

**Figure 13-3: Density of HCFC-123/ISO 32 Naphthenic Mineral Oil  
 High Refrigerant Concentration Mixtures**

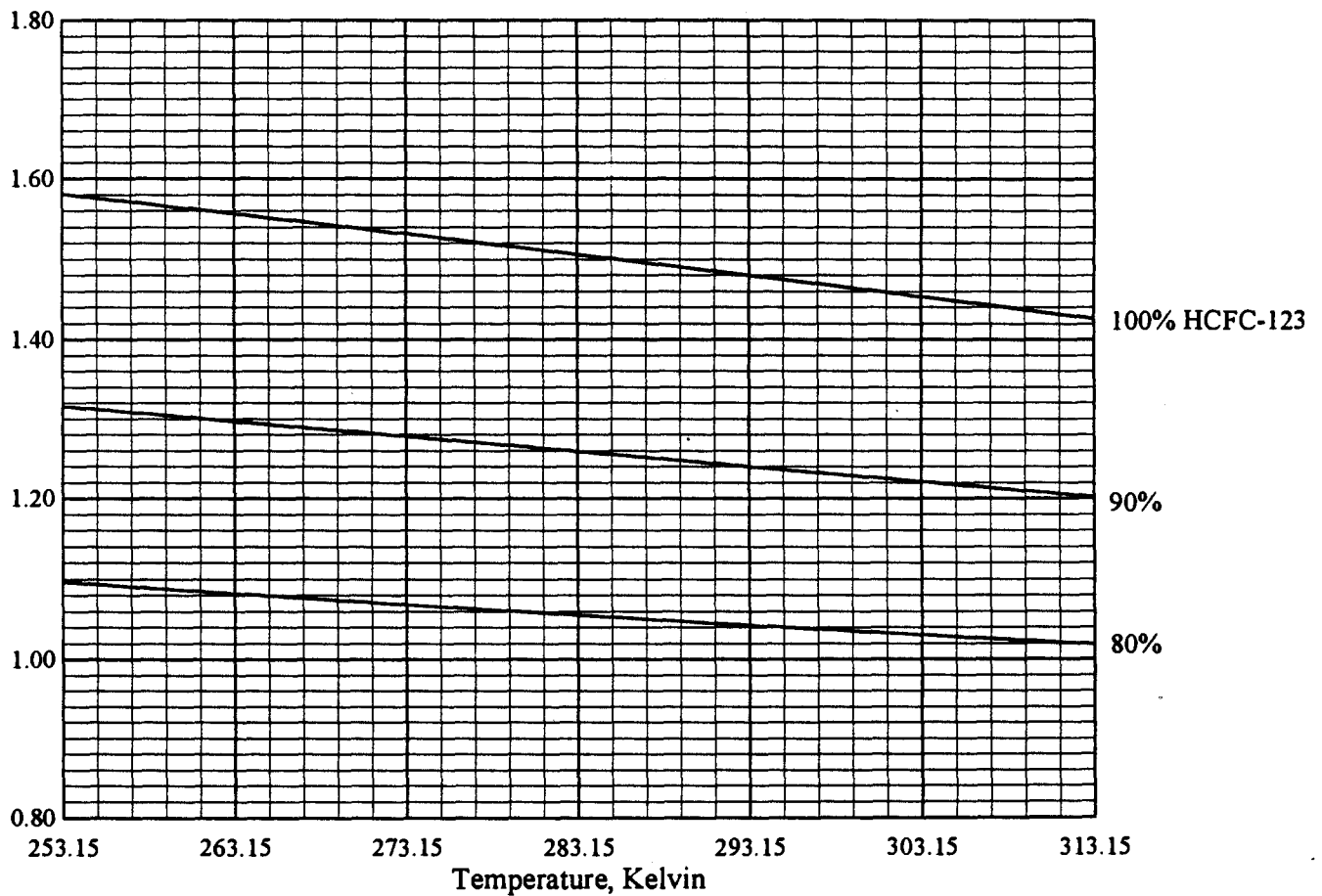
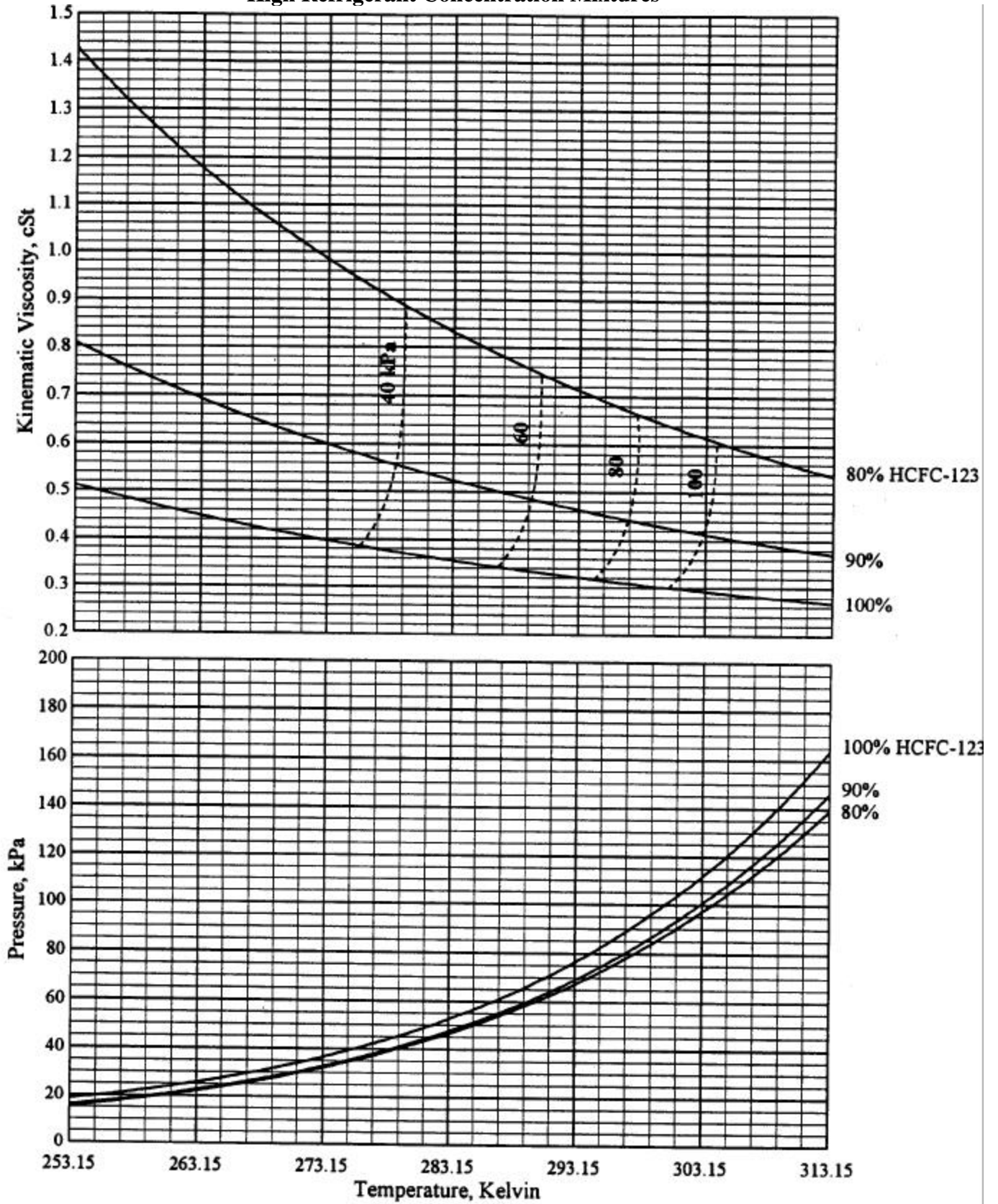


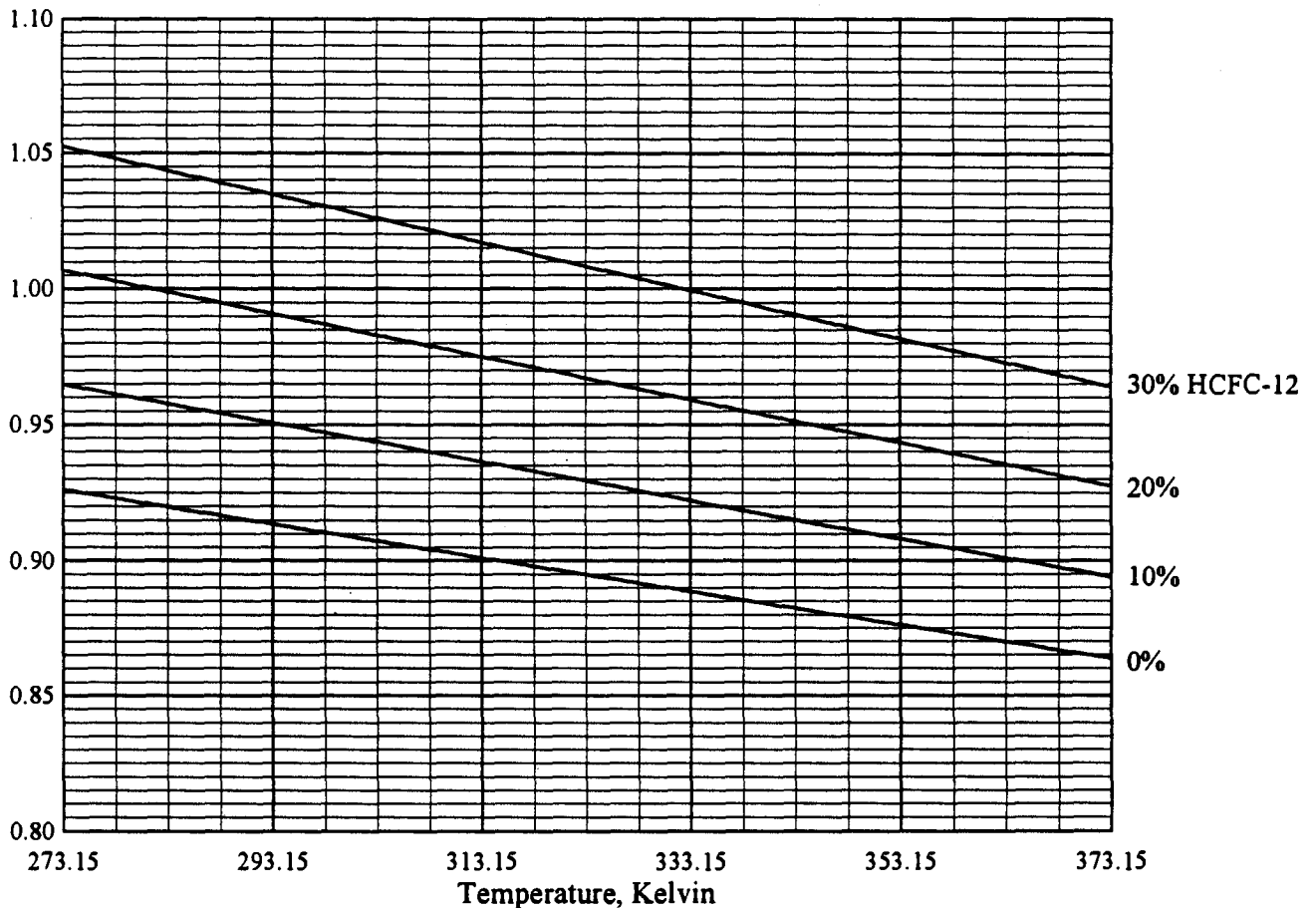
Figure 13-4: Viscosity and Solubility of HCFC-123/ISO 32 Naphthenic Mineral Oil High Refrigerant Concentration Mixtures



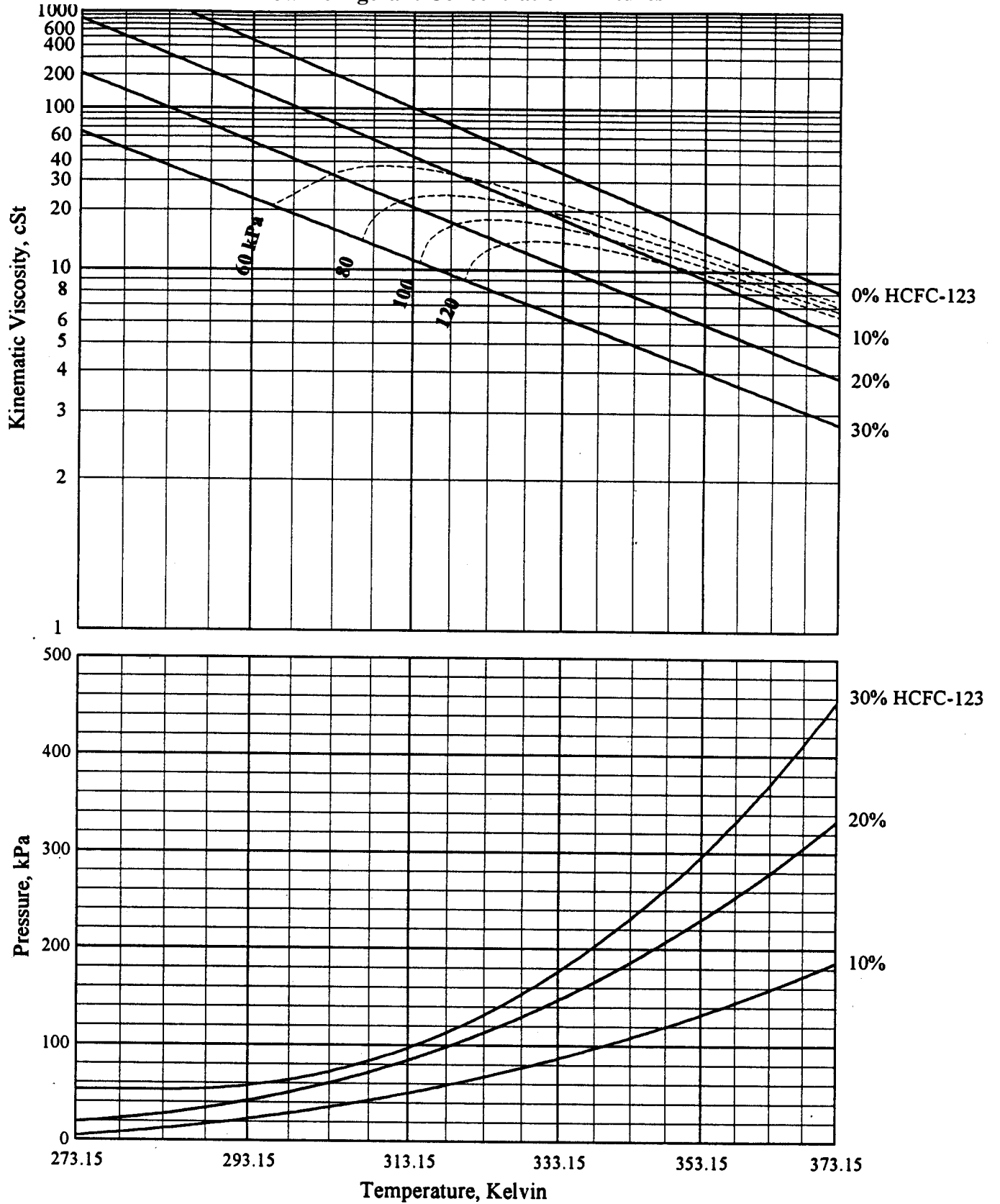
**Table 14-1: Viscosity, Solubility and Density Parameters  
 HCFC-123/ISO 100 Naphthenic Mineral Oil  
 Low Refrigerant Concentration Mixtures**

Coefficient	Dynamic Viscosity (eq. 1)	Vapor Pressure (eq. 2)	Density (eq. 3)	Kinematic Viscosity (eq. 4)
$a_1$	1.14595E+1	8.43706E+2	1.16854	1.10461E+1
$a_2$	-4.47431	-5.27985	-1.07174E-3	-4.30424
$a_3$	0	8.20619E-3	6.91350E-7	0
$a_4$	-3.49838	-8.27868E+3	2.23383E-2	-3.61976
$a_5$	1.06930	3.62398E+1	2.73672E-3	1.11223
$a_6$	0	-2.45732E-2	-5.49060E-6	0
$a_7$	-5.25781	6.34394E+4	1.92854	-3.09248
$a_8$	2.05277	3.77117E+2	-1.08573E-2	1.14872
$a_9$	0	5.46464E-1	1.65614E-5	0
$\sigma$	0.9997	0.9984	0.9996	0.9996

**Figure 14-1: Density of HCFC-123/ISO 100 Naphthenic Mineral Oil  
 Low Refrigerant Concentration Mixtures**



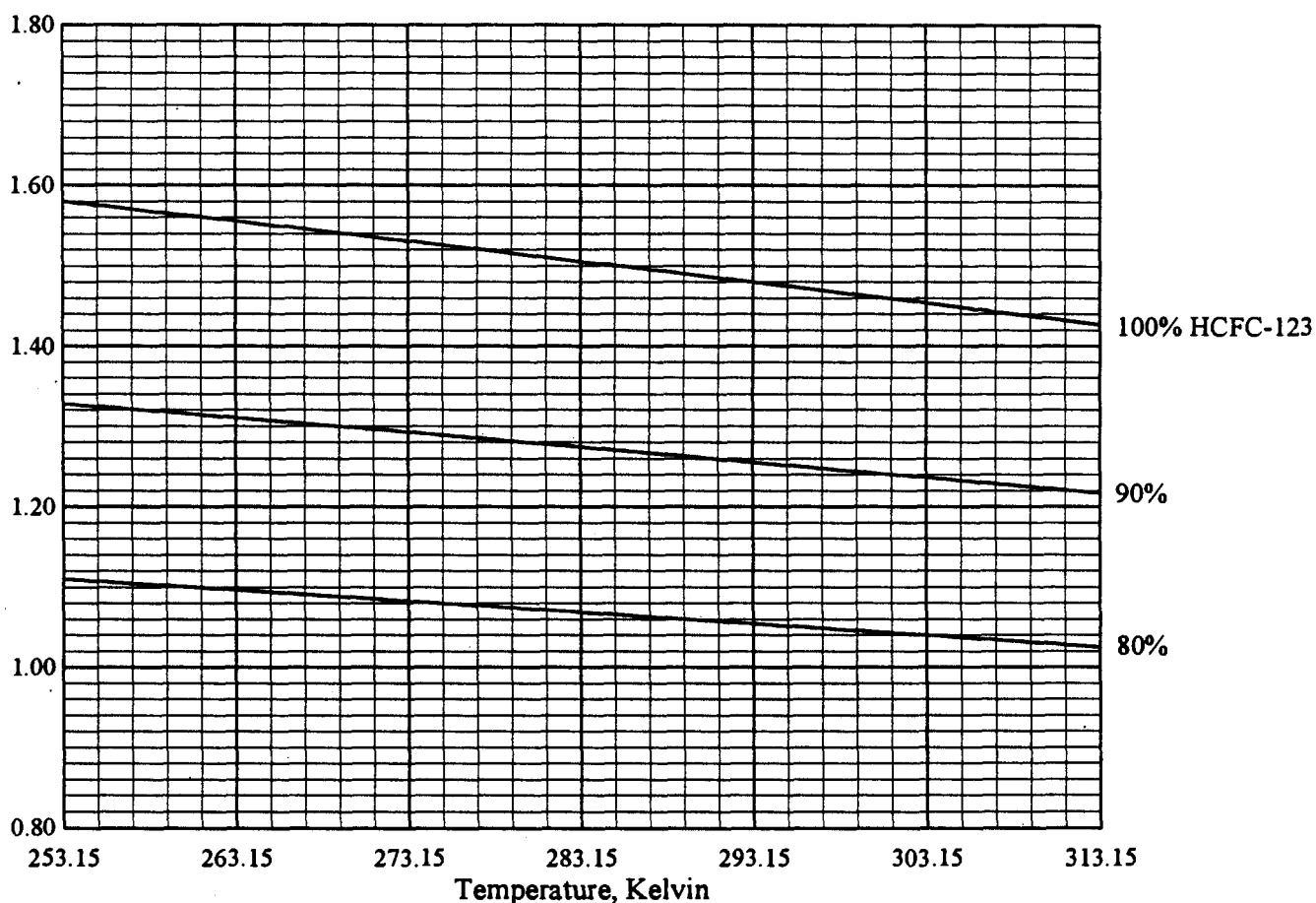
**Figure 14-2: Viscosity and Solubility of HCFC-123/ISO 100 Naphthenic Mineral Oil  
Low Refrigerant Concentration Mixtures**



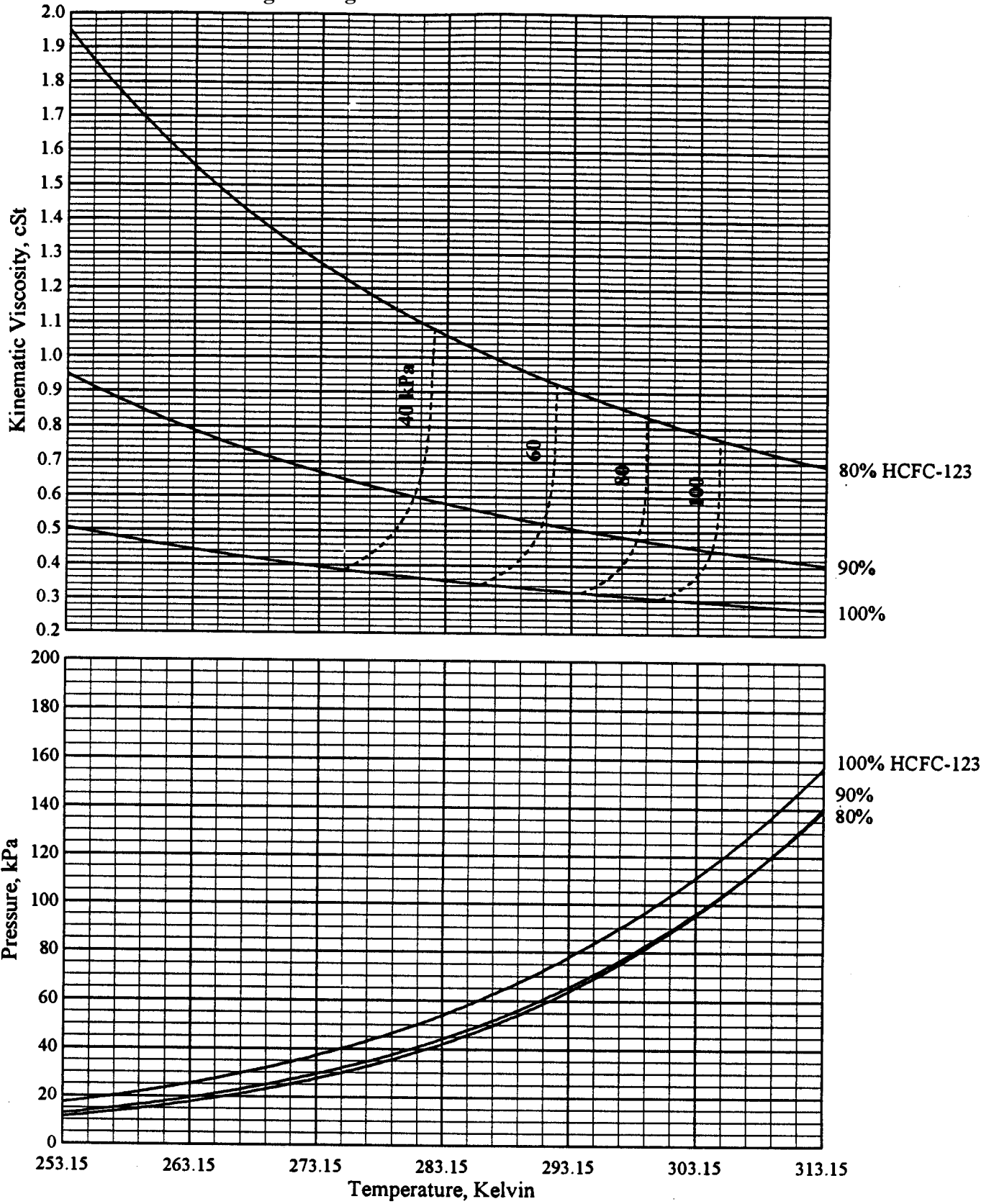
**Table 14-2: Viscosity, Solubility and Density Parameters  
 HCFC-123/ISO 100 Naphthenic Mineral Oil  
 High Refrigerant Concentration Mixtures**

Coefficient	Dynamic Viscosity (eq. 5)	Vapor Pressure (eq. 6)	Density (eq. 7)	Kinematic Viscosity (eq. 8)
$a_1$	2.26678	8.73483	5.46174E-1	3.36124
$a_2$	-1.28696E+2	-1.77023E+3	-4.51877	-2.32065E+2
$a_3$	1.17700E+5	1.09044E+5	1.05472E+1	1.17369E+5
$a_4$	-6.66652	3.68254	-3.14395E-1	-8.14062
$a_5$	-3.38866E+2	-3.39249E+3	9.42414	-3.13254E+2
$a_6$	1.53719E+5	2.30708E+5	-2.35521E+1	1.76303E+5
$a_7$	3.03720	-3.05497	7.69951E-1	3.69470
$a_8$	6.77322E+2	2.12913E+3	-3.41961	5.56928E+2
$a_9$	-2.43346E+5	-9.25108E+4	1.25833E+1	-2.46000E+5
$\sigma$	0.9998	0.9989	0.9999	0.9998

**Figure 14-3: Density of HCFC-123/ISO 100 Naphthenic Mineral Oil  
 High Refrigerant Concentration Mixtures**



**Figure 14-4: Viscosity and Solubility of HCFC-123/ISO 100 Naphthenic Mineral Oil  
High Refrigerant Concentration Mixtures**



**Table 15-1: Viscosity, Solubility and Density Parameters  
 HCFC-123/ISO 32 Alkylbenzene  
 Low Refrigerant Concentration Mixtures**

Coefficient	Dynamic Viscosity (eq. 1)	Vapor Pressure (eq. 2)	Density (eq. 3)	Kinematic Viscosity (eq. 4)
$a_1$	1.10988E+1	-2.09648E+2	1.01516	1.04087E+1
$a_2$	-4.39149	1.29707	-3.77438E-4	-4.10604
$a_3$	0	-1.97862E-3	-4.22828E-7	0
$a_4$	8.06781	1.06096E+4	1.67377	7.84122
$a_5$	-3.48403	-7.68817E+1	-7.66592E-3	-3.40212
$a_6$	0	1.41442E-1	1.09670E-5	0
$a_7$	-1.97725E+1	-3.15316E+3	-3.23207	-1.74920E+1
$a_8$	7.63495	2.66171E+1	2.17621E-2	6.68463
$a_9$	0	5.78955E-2	-3.47192E-5	0
$\sigma$	0.9997	0.9993	0.9999	0.9997

**Figure 15-1: Density of HCFC-123/ISO 32 Alkylbenzene  
 Low Refrigerant Concentration Mixtures**

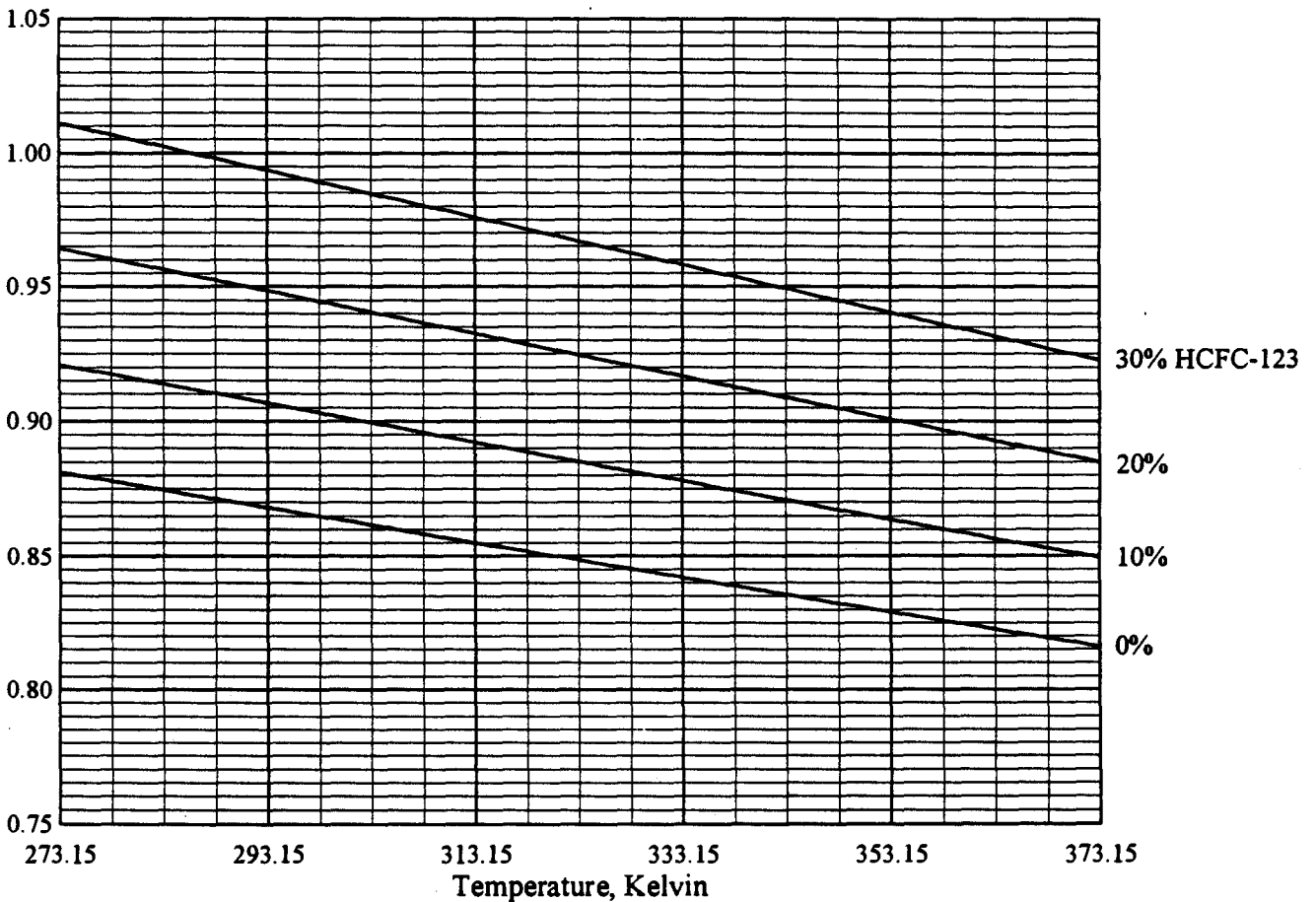
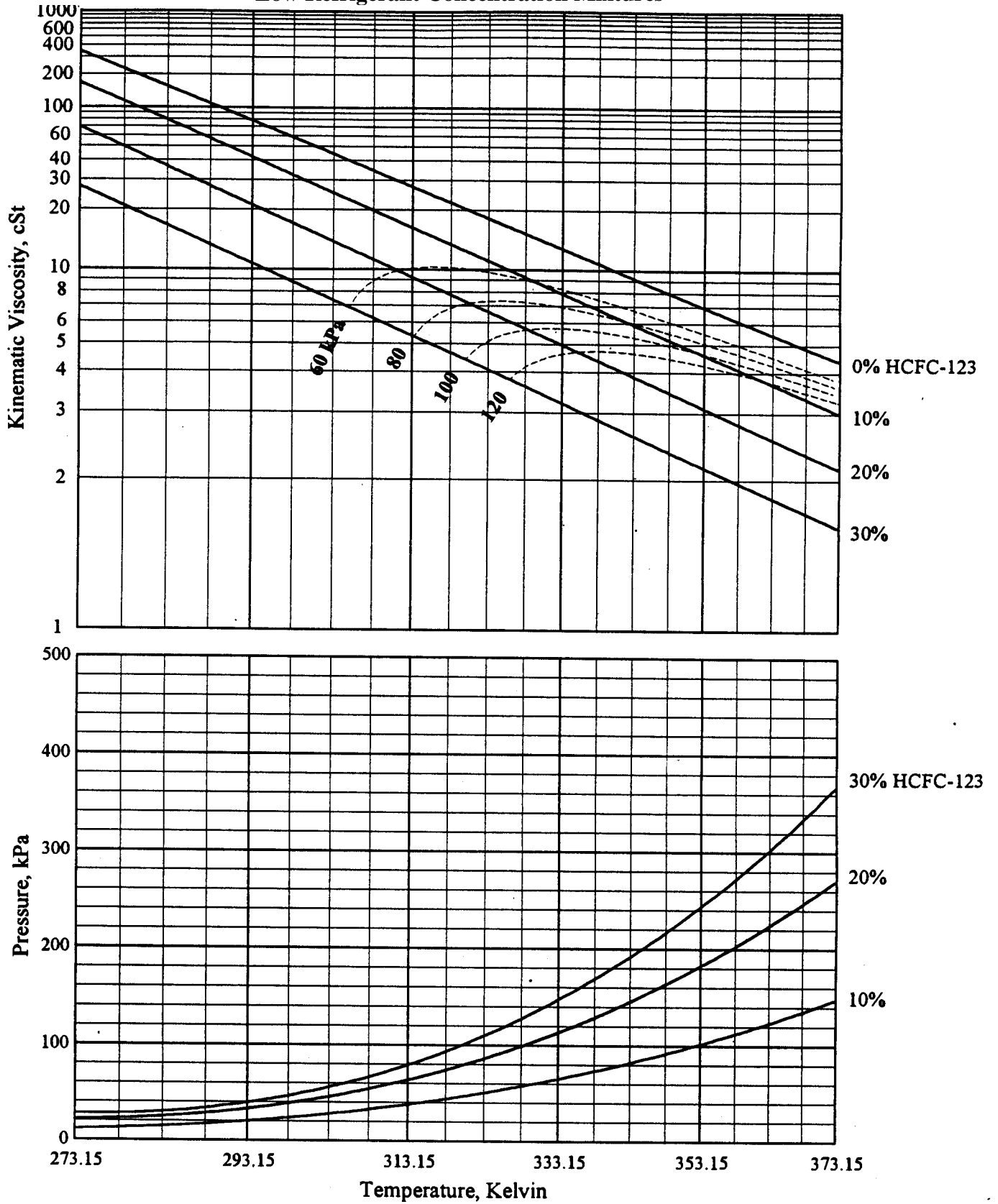


Figure 15-2: Viscosity and Solubility of HCFC-123/ISO 32 Alkylbenzene  
Low Refrigerant Concentration Mixtures





**Table 15-2: Viscosity, Solubility and Density Parameters  
 HCFC-123/ISO 32 Alkylbenzene  
 High Refrigerant Concentration Mixtures**

Coefficient	Dynamic Viscosity (eq. 5)	Vapor Pressure (eq. 6)	Density (eq. 7)	Kinematic Viscosity (eq. 8)
$a_1$	7.55595	6.02684	1.84526E-1	1.26770
$a_2$	4.86370E+2	-1.42777E+3	-4.67066E-1	4.80779E+2
$a_3$	-4.86063E+5	8.80341E+4	3.33121	6.70419E+4
$a_4$	-2.05623E+1	4.85033	4.39997E-1	-6.42925
$a_5$	-6.53262E+2	-2.10935E+3	1.79983E-1	-3.06813E+2
$a_6$	1.32542E+6	1.05605E+5	-7.26803	3.39542E+4
$a_7$	1.16345E+1	1.84845	3.81380E-1	3.81742
$a_8$	3.83492E+2	-1.40681E+3	1.76394	-2.77924E+1
$a_9$	-8.12437E+5	3.23855E+5	3.51216	-7.05848E+4
$\sigma$	0.9997	0.9993	0.9999	0.9999

**Figure 15-3: Density of HCFC-123/ISO 32 Alkylbenzene  
 High Refrigerant Concentration Mixtures**

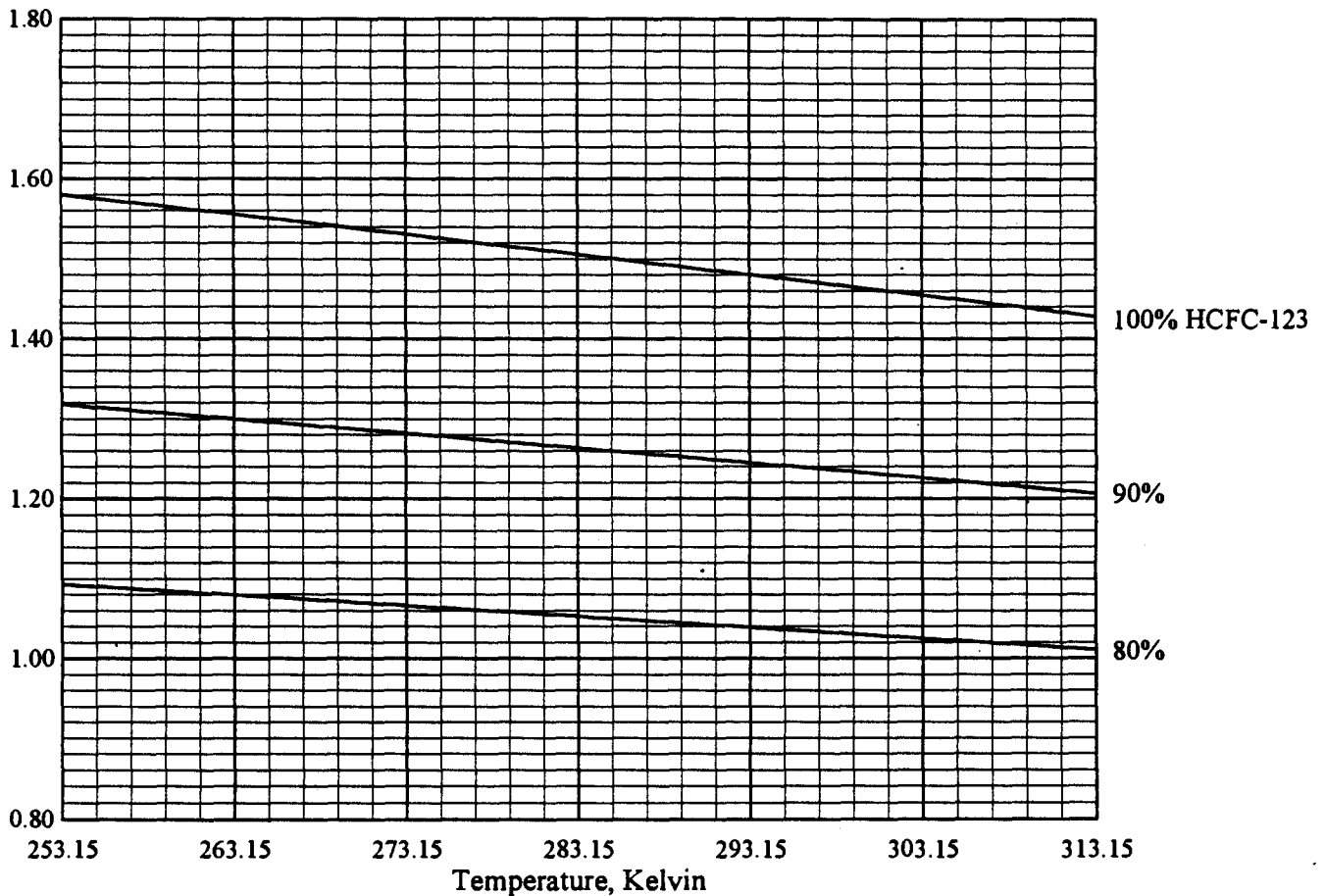
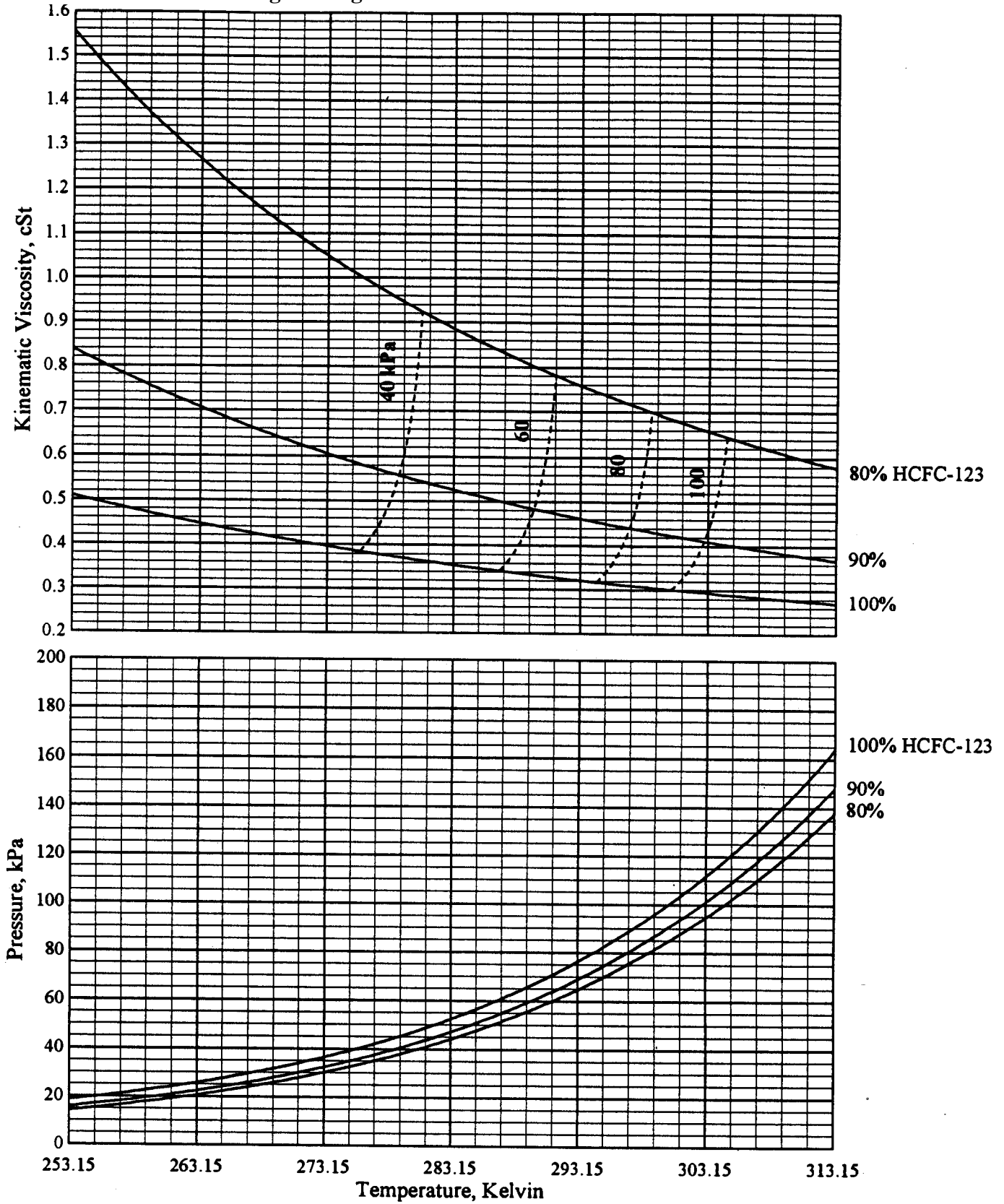


Figure 15-4: Viscosity and Solubility of HCFC-123/ISO 32 Alkylbenzene High Refrigerant Concentration Mixtures



**Table 16-1: Viscosity, Solubility and Density Parameters  
 HCFC-123/ISO 68 Alkylbenzene  
 Low Refrigerant Concentration Mixtures**

Coefficient	Dynamic Viscosity (eq. 1)	Vapor Pressure (eq. 2)	Density (eq. 3)	Kinematic Viscosity (eq. 4)
$a_1$	1.24300E+1	4.65346E+2	1.20809	1.18204E+1
$a_2$	-4.88787	-2.89609	-1.58795E-3	-4.63599
$a_3$	0	4.47475E-3	1.45792E-6	0
$a_4$	-1.43286E+1	3.55404E+3	-2.92800	-1.51976E+1
$a_5$	5.34888	-3.33544E+1	2.10154E-2	5.69248
$a_6$	0	7.48646E-2	-3.34477E-5	0
$a_7$	4.23083E+1	1.22244E+4	1.01891E+1	4.64418E+1
$a_8$	-1.69366E+1	-6.93139E+1	-6.19542E-2	-1.86300E+1
$a_9$	0	9.08685E-2	9.49459E-5	0
$\sigma$	0.9997	0.9996	0.9998	0.9996

**Figure 16-1: Density of HCFC-123/ISO 68 Alkylbenzene  
 Low Refrigerant Concentration Mixtures**

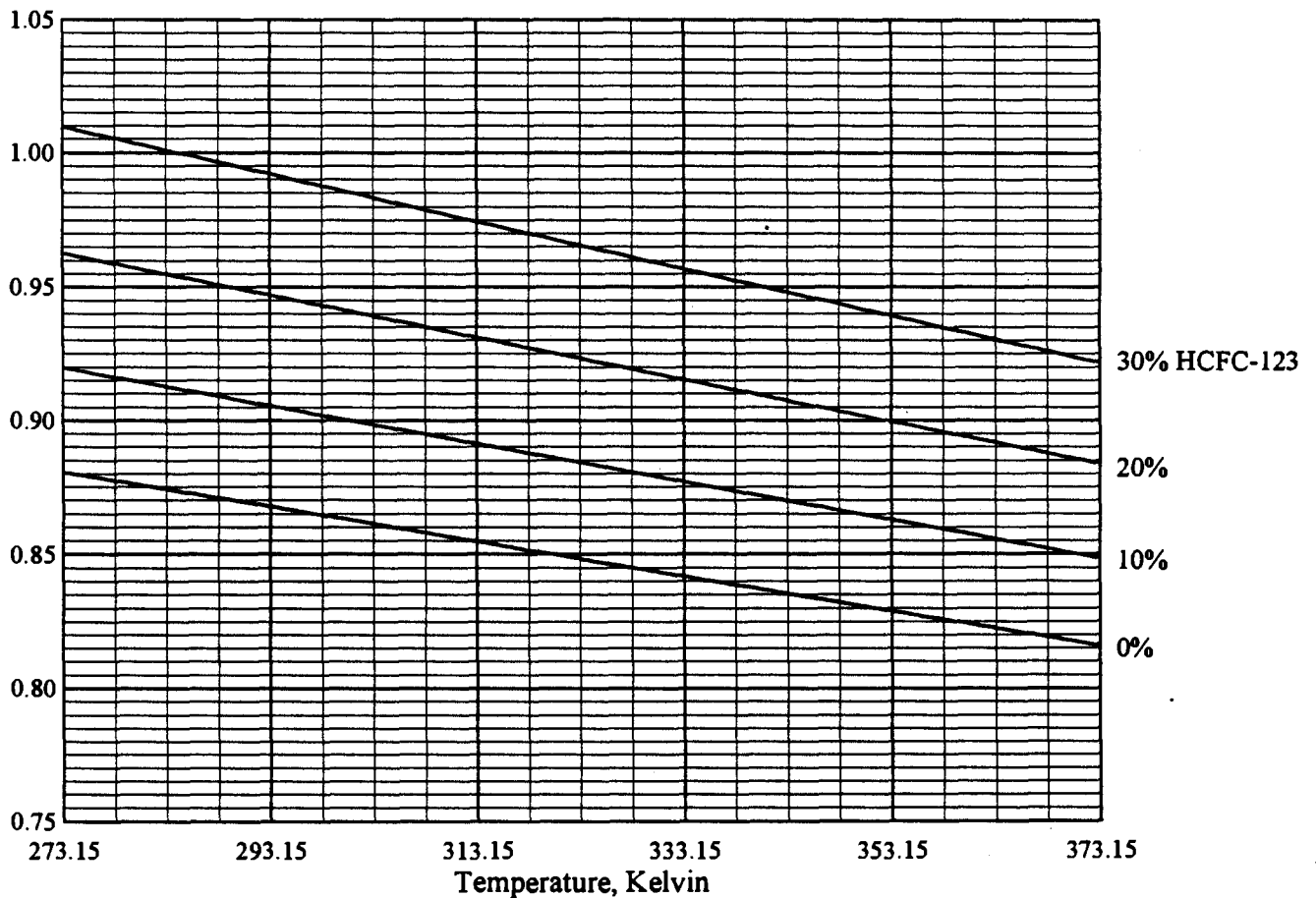
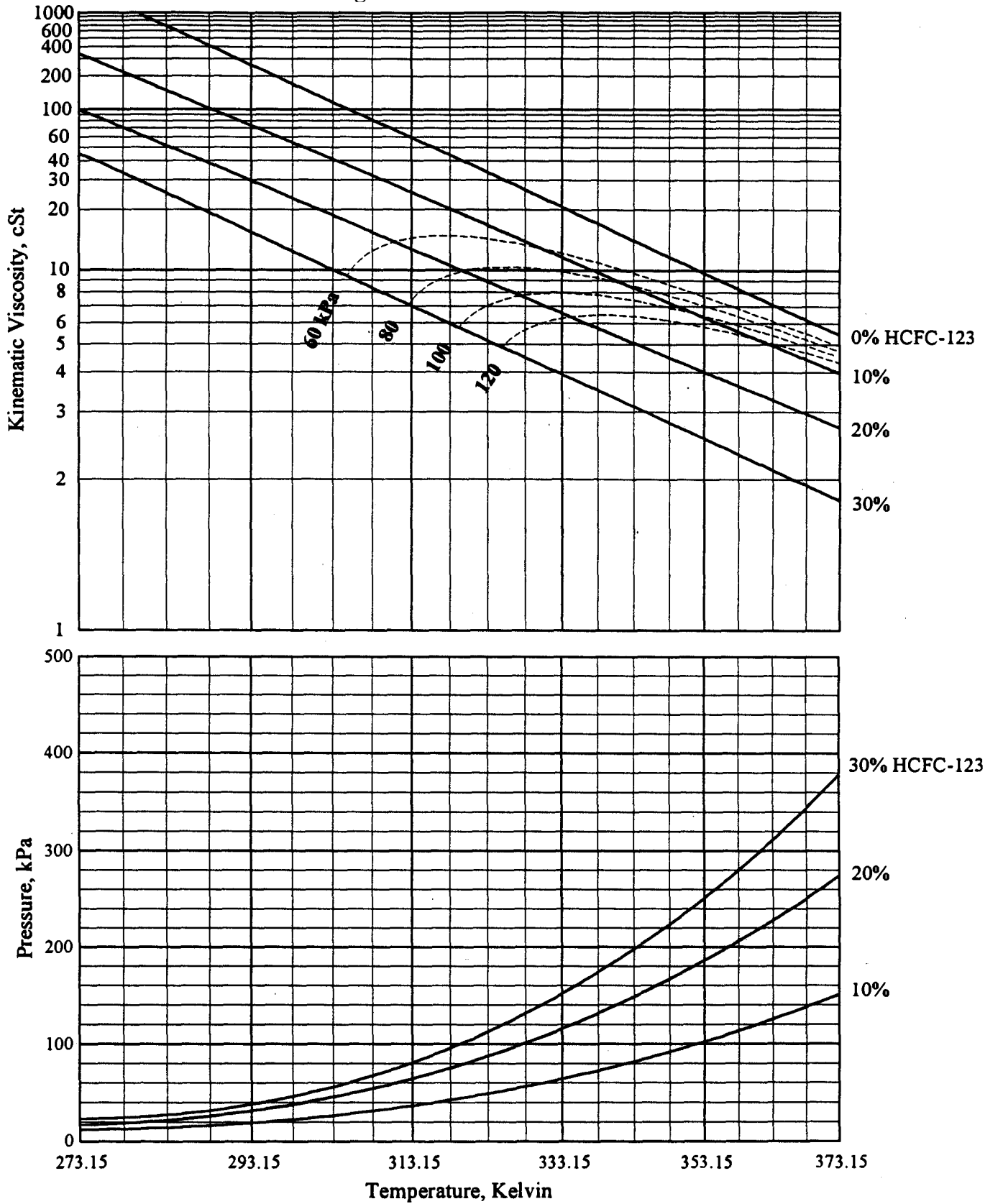


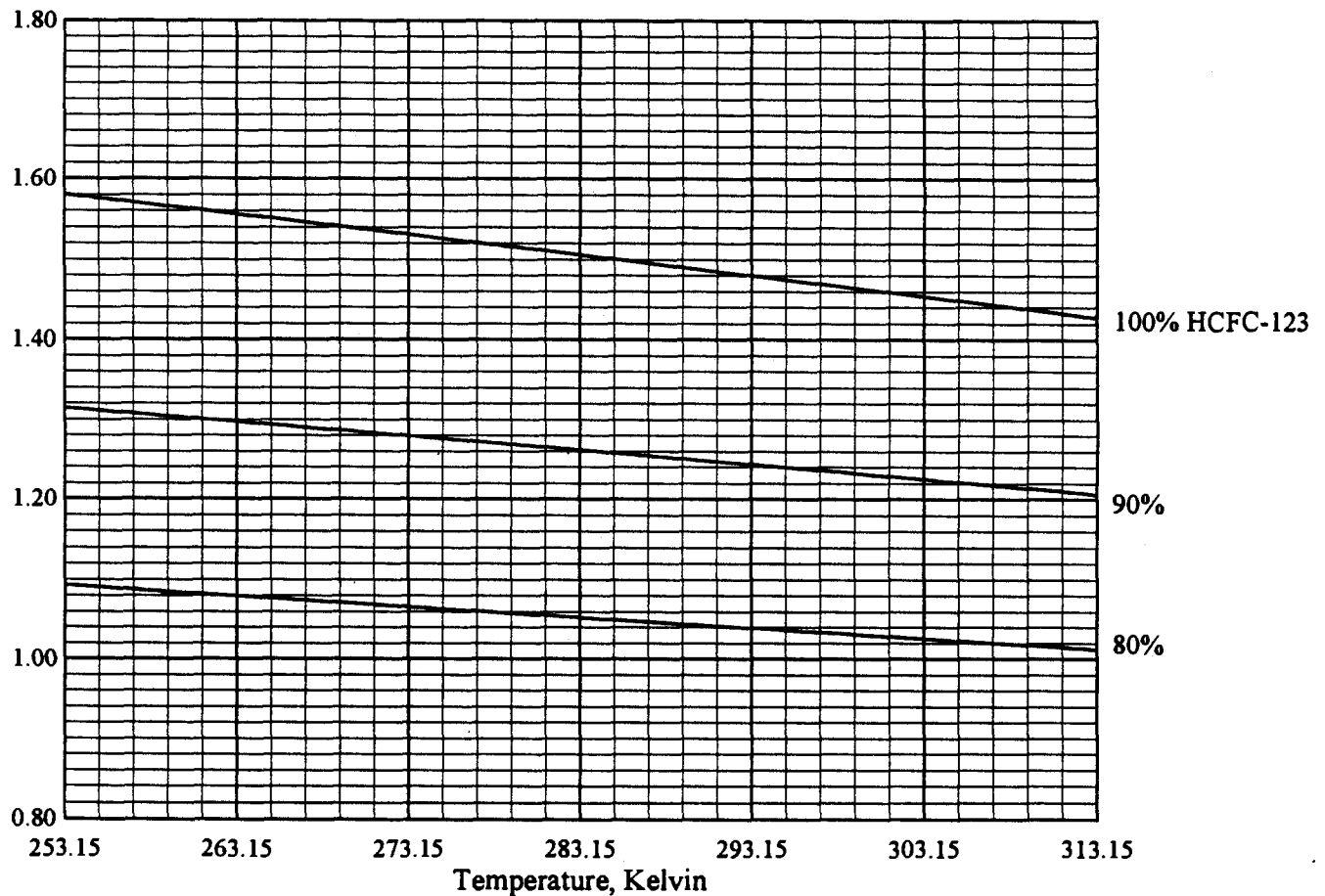
Figure 16-2: Viscosity and Solubility of HCFC-123/ISO 68 Alkylbenzene  
Low Refrigerant Concentration Mixtures



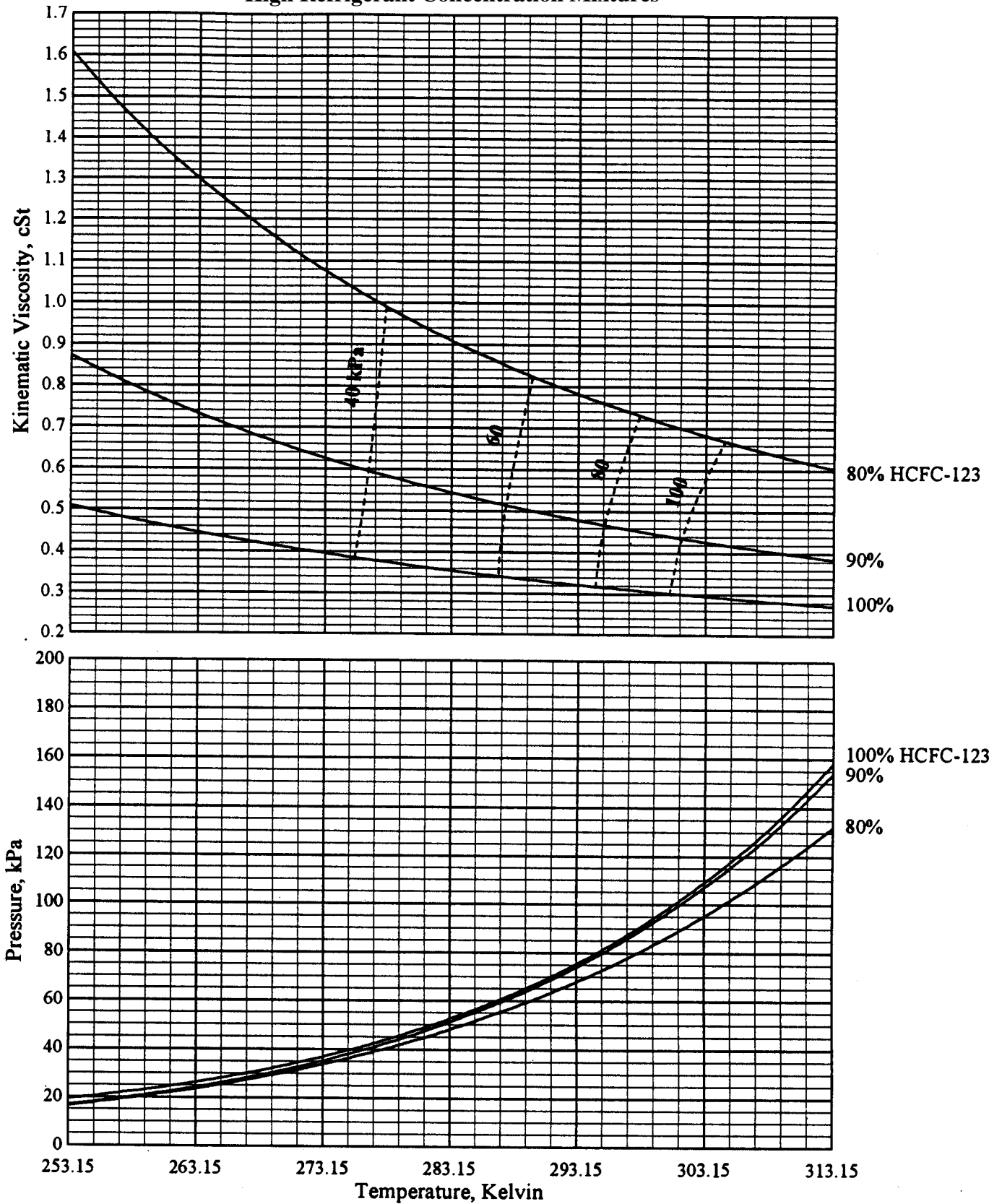
**Table 16-2: Viscosity, Solubility and Density Parameters  
 HCFC-123/ISO 68 Alkylbenzene  
 High Refrigerant Concentration Mixtures**

Coefficient	Dynamic Viscosity (eq. 5)	Vapor Pressure (eq. 6)	Density (eq. 7)	Kinematic Viscosity (eq. 8)
$a_1$	1.29462	-9.81283	2.25595E-3	2.13796
$a_2$	-1.44886E+2	2.15054E+3	-3.47924E-1	-2.06849E+2
$a_3$	.13385.E+5	2.53288E+5	5.35090	1.36778E+5
$a_4$	-4.30881	2.90336E+1	1.09081	-5.21685
$a_5$	-4.15511E+2	-4.11543E+3	-1.26643	-4.67208E+2
$a_6$	9.81502E+4	-1.04095E+6	-1.03841E+1	1.12069E+5
$a_7$	1.44534	-6.85675	-9.61061E-2	1.77537
$a_8$	8.79167E+2	-2.81531E+3	3.13069	8.00875E+2
$a_9$	-2.18196E+5	1.28780E+6	4.56680	-2.16196E+5
$\sigma$	0.9999	0.9983	0.9999	0.9999

**Figure 16-3: Density of HCFC-123/ISO 68 Alkylbenzene  
 High Refrigerant Concentration Mixtures**



**Figure 16-4: Viscosity and Solubility of HCFC-123/ISO 68 Alkylbenzene  
High Refrigerant Concentration Mixtures**



**Table 17-1: Viscosity, Solubility and Density Parameters  
HFC-32/ISO 22 Pentaerythritol Ester Mixed Acid #2  
Low Refrigerant Concentration Mixtures**

Coefficient	Dynamic Viscosity (eq. 1)	Vapor Pressure (eq. 2)	Density (eq. 3)	Kinematic Viscosity (eq. 4)
$a_1$	9.87245	-1.34099E+3	1.39387	9.69678
$a_2$	-3.90384	8.59852	-1.88587E-3	-3.83239
$a_3$	0	-1.37020E-2	1.83507E-6	0
$a_4$	-1.20084E+1	2.17949E+4	-1.96409E-1	-1.37496E+1
$a_5$	4.13421	-2.92164E+2	1.94001E-3	4.84160
$a_6$	0	8.27955E-1	-4.38721E-6	0
$a_7$	4.91275E+1	3.60638E+5	1.72030	5.13383E+1
$a_8$	-1.97731E+1	-2.22181E+3	-9.95843E-3	-2.07030E+1
$a_9$	0	3.25841	1.71798E-5	0
$\sigma$	0.9991	0.9997	0.9969	0.9991

**Figure 17-1: Density of HFC-32/ISO 22 Pentaerythritol Ester Mixed Acid #2  
Low Refrigerant Concentrations**

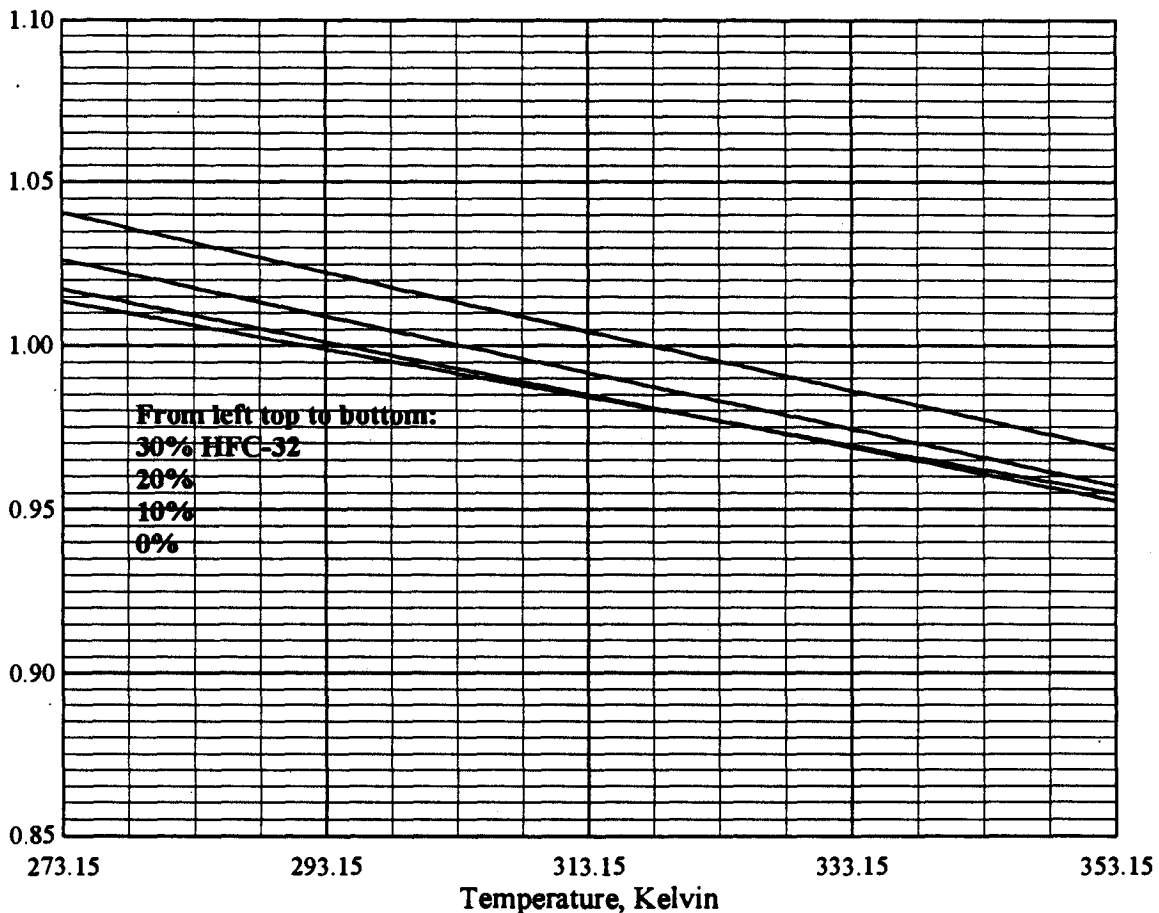
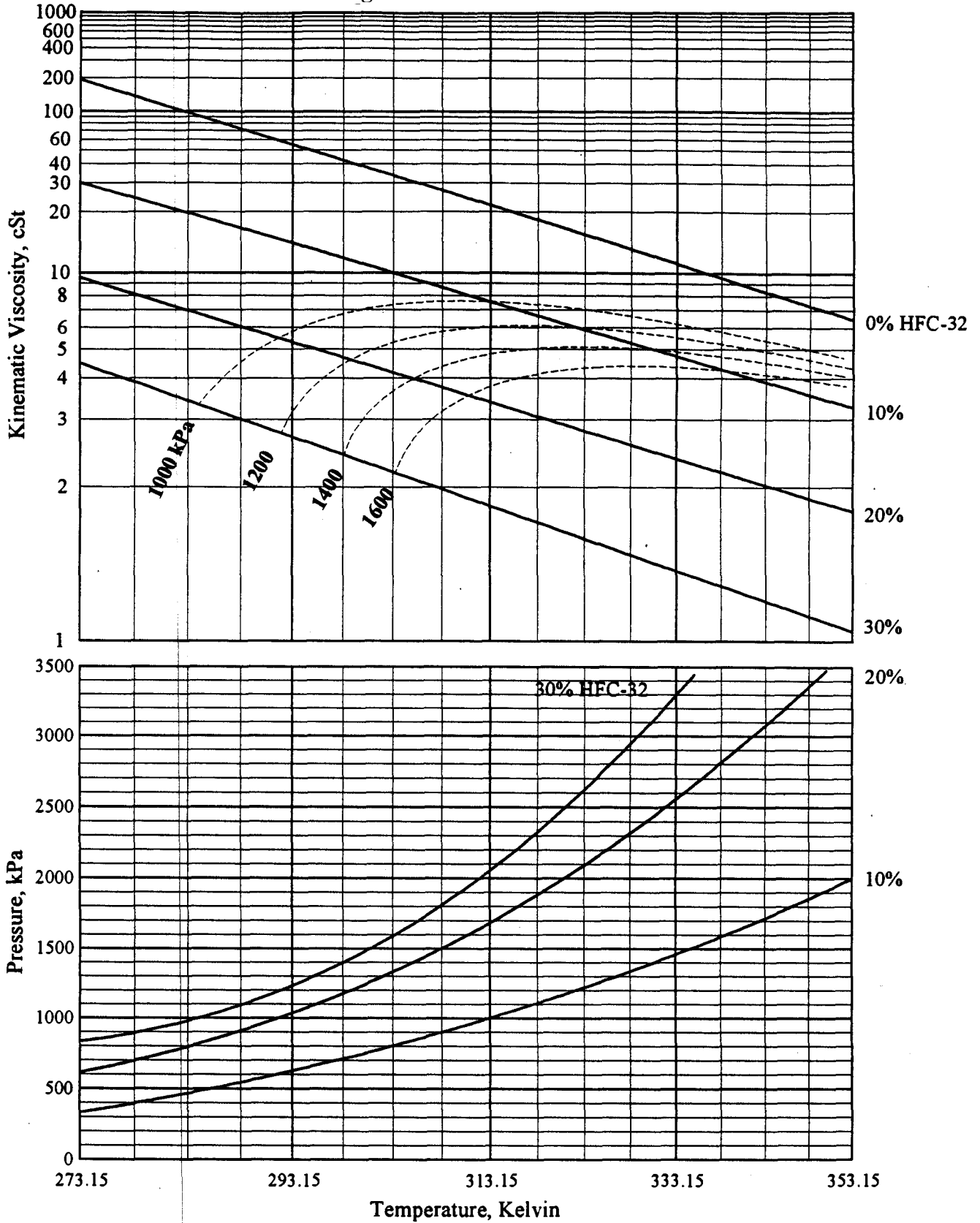


Figure 17-2: Viscosity and Solubility of HFC-32/ISO 22 Pentaerythritol Ester Mixed Acid #2  
 Low Refrigerant Concentration Mixtures

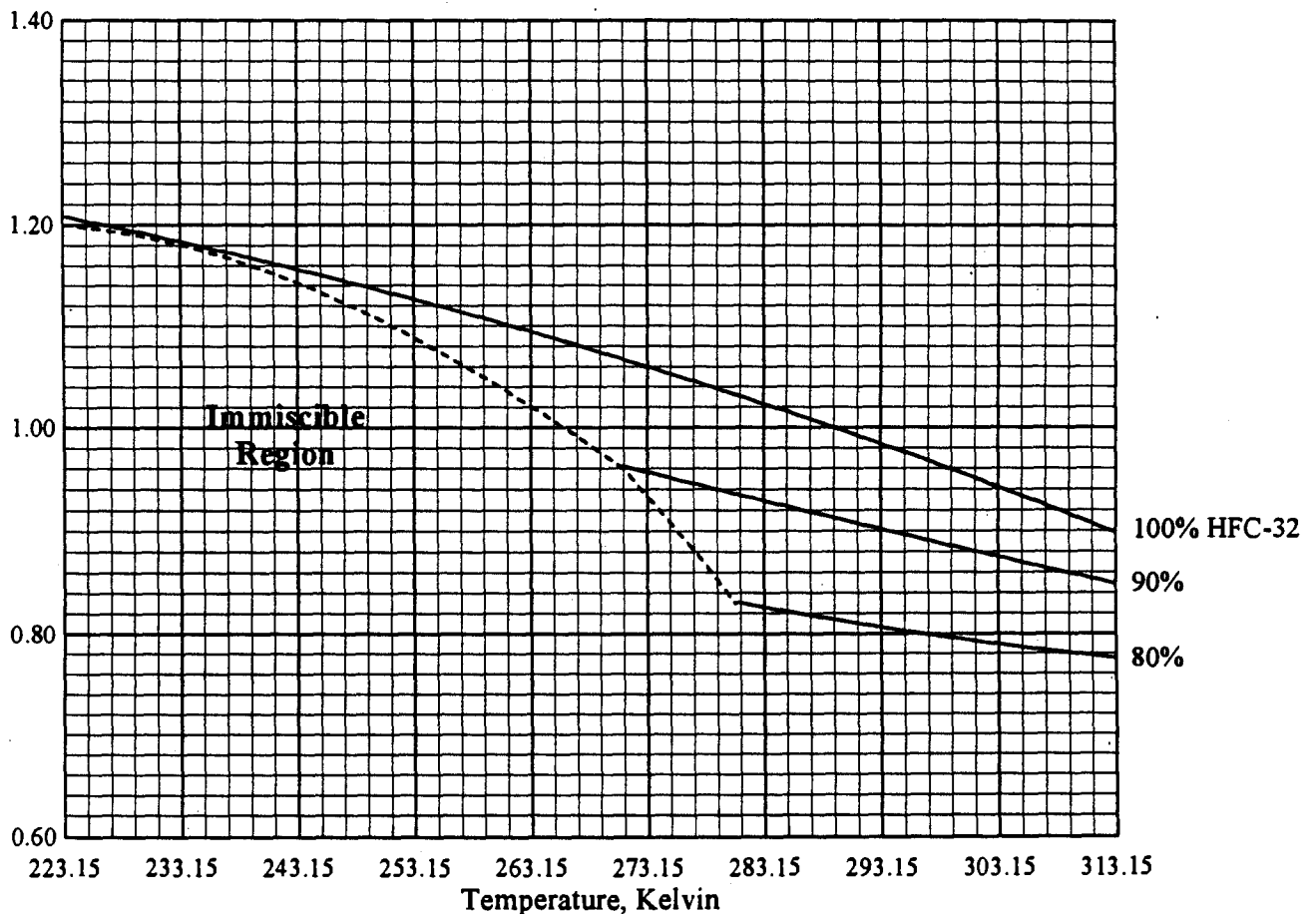




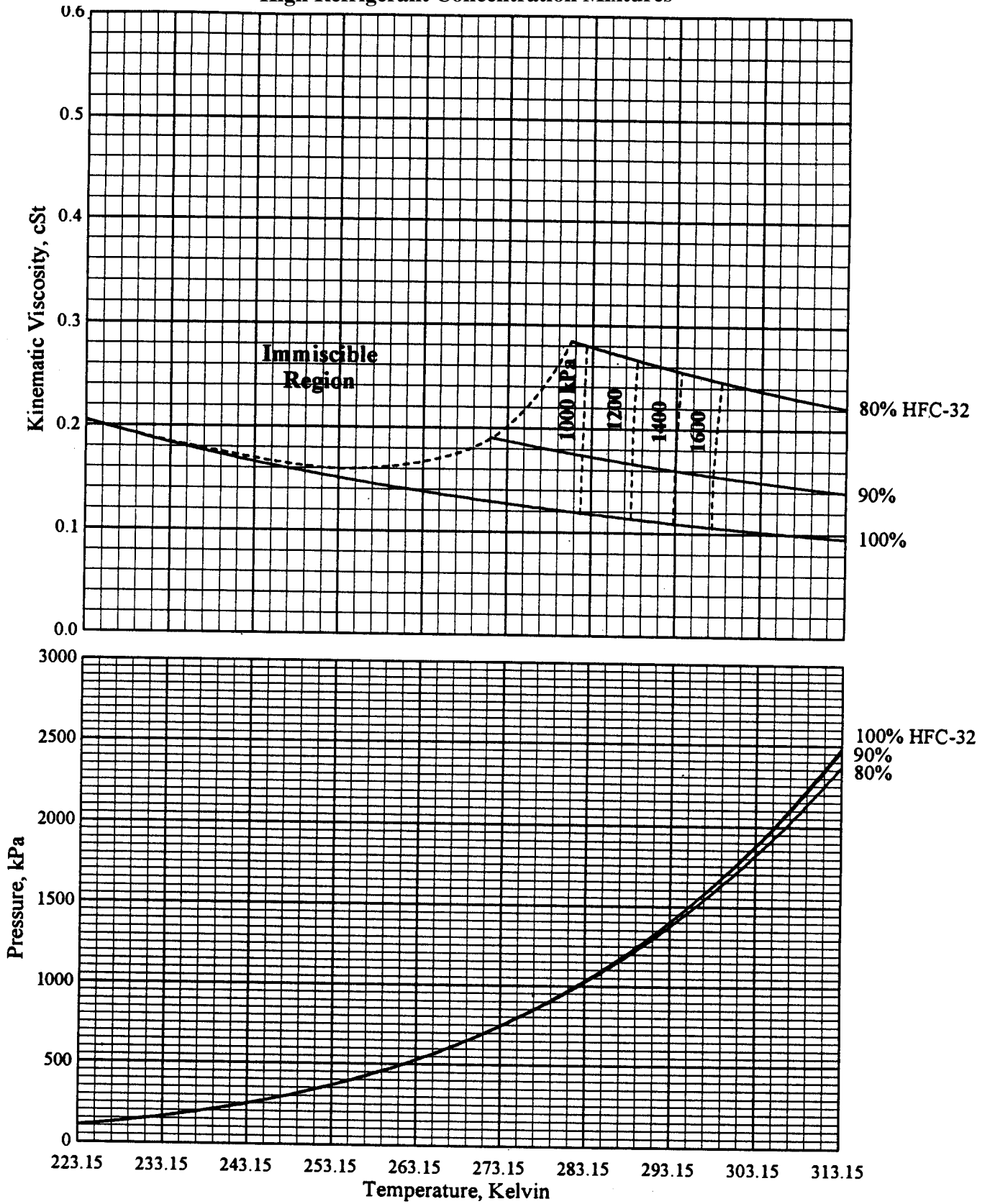
**Table 17-2: Viscosity, Solubility and Density Parameters  
HFC-32/ISO 22 Pentaerythritol Ester Mixed Acid #2  
High Refrigerant Concentration Mixtures**

Coefficient	Dynamic Viscosity (eq. 5)	Vapor Pressure (eq. 6)	Density (eq. 7)	Kinematic Viscosity (eq. 8)
$a_1$	-3.03935E-1	2.95908	-8.33003E-1	1.35473E-1
$a_2$	8.32277E+2	-7.69517E+1	4.96956E-1	5.42352E+2
$a_3$	-8.78588E+4	3.43721E+3	1.02227E+1	4.00490E+4
$a_4$	-3.00139	6.32210	3.72673	-2.18744
$a_5$	-6.27766E+2	-1.08660E+3	-8.44969	-8.27790E+2
$a_6$	1.15636E+5	-1.49878E+5	-6.02082	-3.05226E+4
$a_7$	1.69930E-1	-1.36859	-2.18662	9.85453E-2
$a_8$	6.55945E+2	-5.06637E+2	9.86595	6.03911E+2
$a_9$	-9.38337E+4	2.26515E+5	-5.67922	-1.75238E+4
$\sigma$	0.9996	0.9998	0.9999	0.9997

**Figure 17-3: Density of HFC-32/ISO 22 Pentaerythritol Ester Mixed Acid #2  
High Refrigerant Concentration Mixtures**



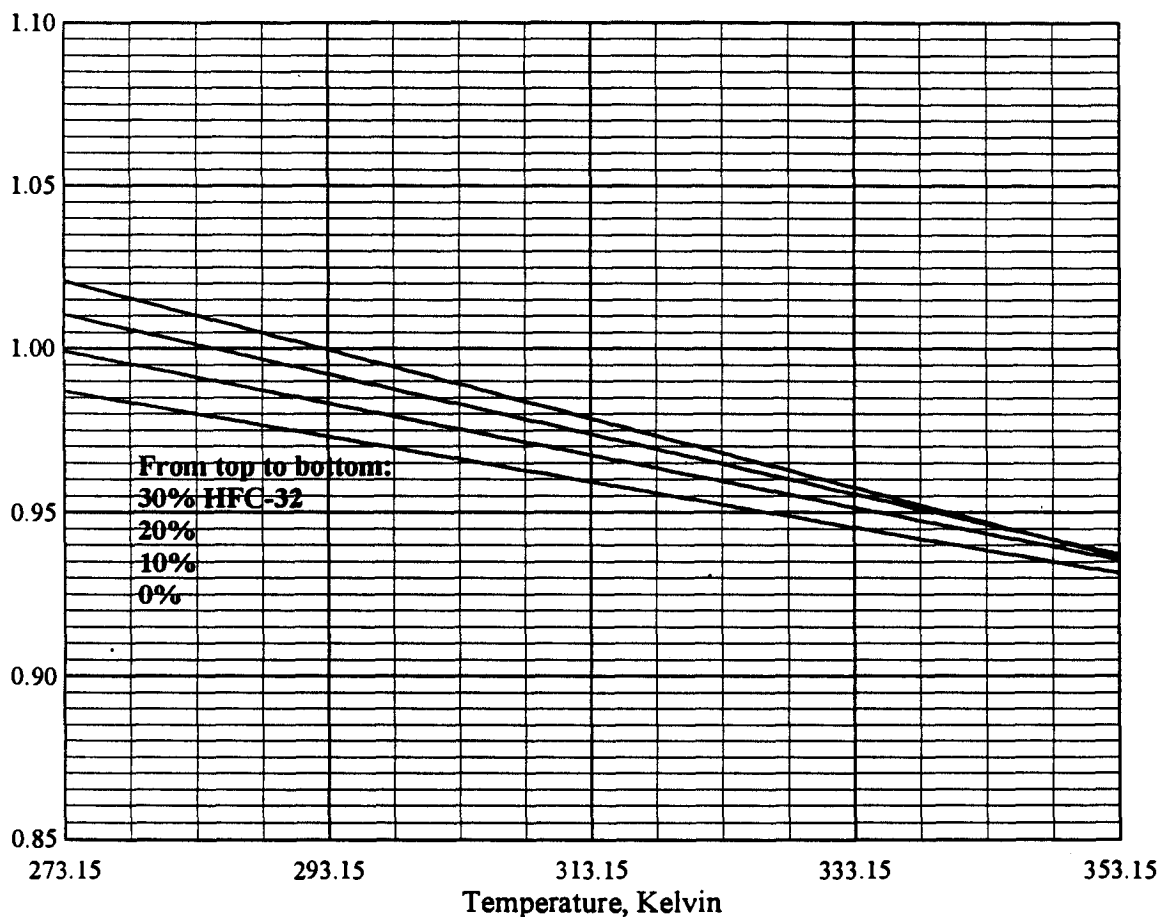
**Figure 17-4: Viscosity and Solubility of HFC-32/ISO 22 Pentaerythritol Ester Mixed Acid #2 High Refrigerant Concentration Mixtures**



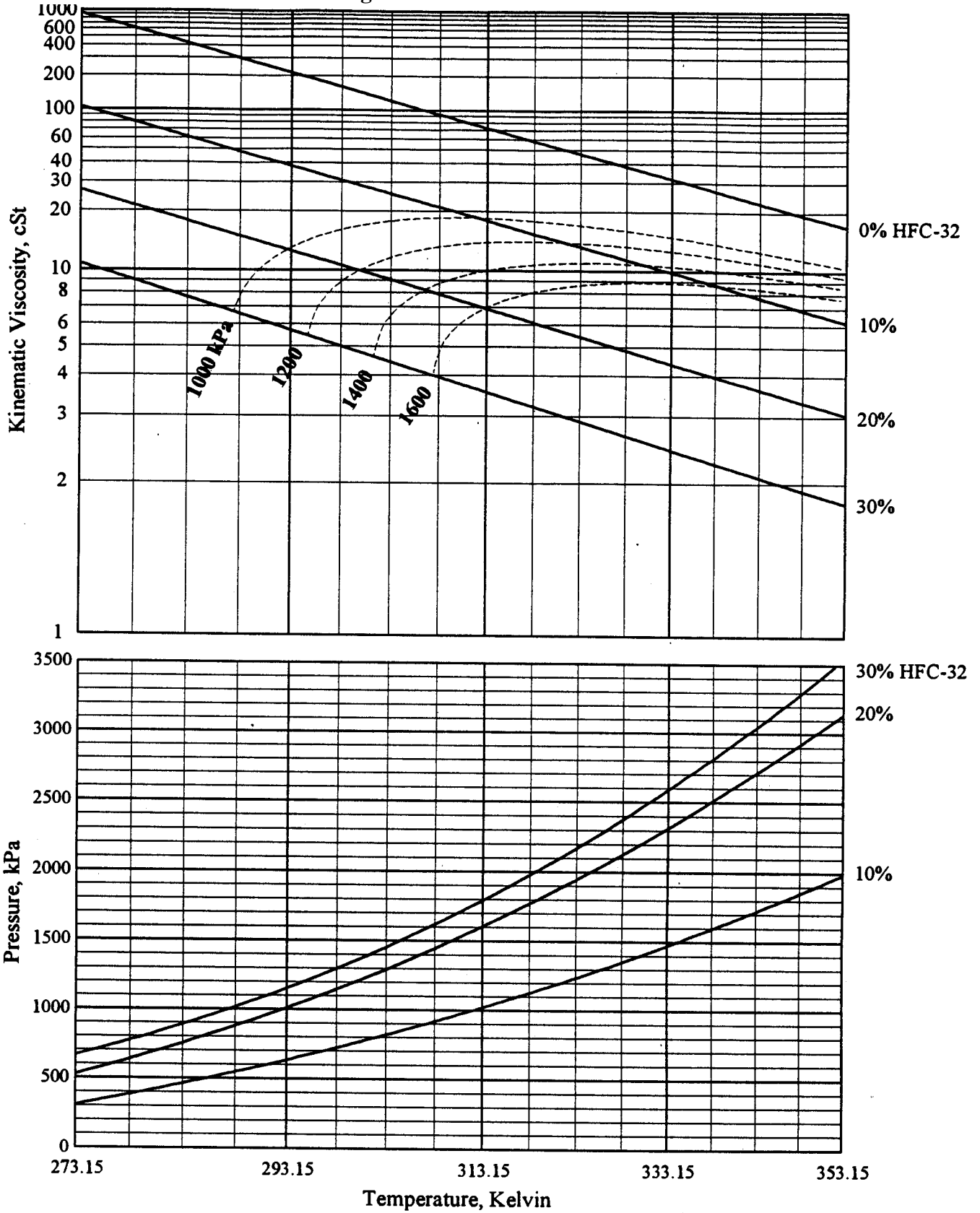
**Table 18-1: Viscosity, Solubility and Density Parameters  
HFC-32/ISO 68 Pentaerythritol Ester Mixed Acid #2  
Low Refrigerant Concentration Mixtures**

Coefficient	Dynamic Viscosity (eq. 1)	Vapor Pressure (eq. 2)	Density (eq. 3)	Kinematic Viscosity (eq. 4)
$a_1$	8.82885	5.23901E+2	1.24465	8.73084
$a_2$	-3.43072	-4.07248	-1.13150E-3	-3.38970
$a_3$	0	8.03095E-3	7.00018E-7	0
$a_4$	1.83410	1.17981E+4	6.10257E-1	-1.70416
$a_5$	-1.43467	-2.41853E+2	-2.39920E-3	-1.11362E-2
$a_6$	0	7.72624E-1	2.34237E-6	0
$a_7$	4.07074	5.99182E+4	-3.83439E-1	1.22241E+1
$a_8$	-1.41363	-9.18687E+1	2.82150E-3	-4.69226
$a_9$	0	-5.20589E-1	-5.93677E-6	0
$\sigma$	0.9998	0.9959	0.9998	0.9998

**Figure 18-1: Density of HFC-32/ISO 68 Pentaerythritol Ester Mixed Acid #2  
Low Refrigerant Concentrations**



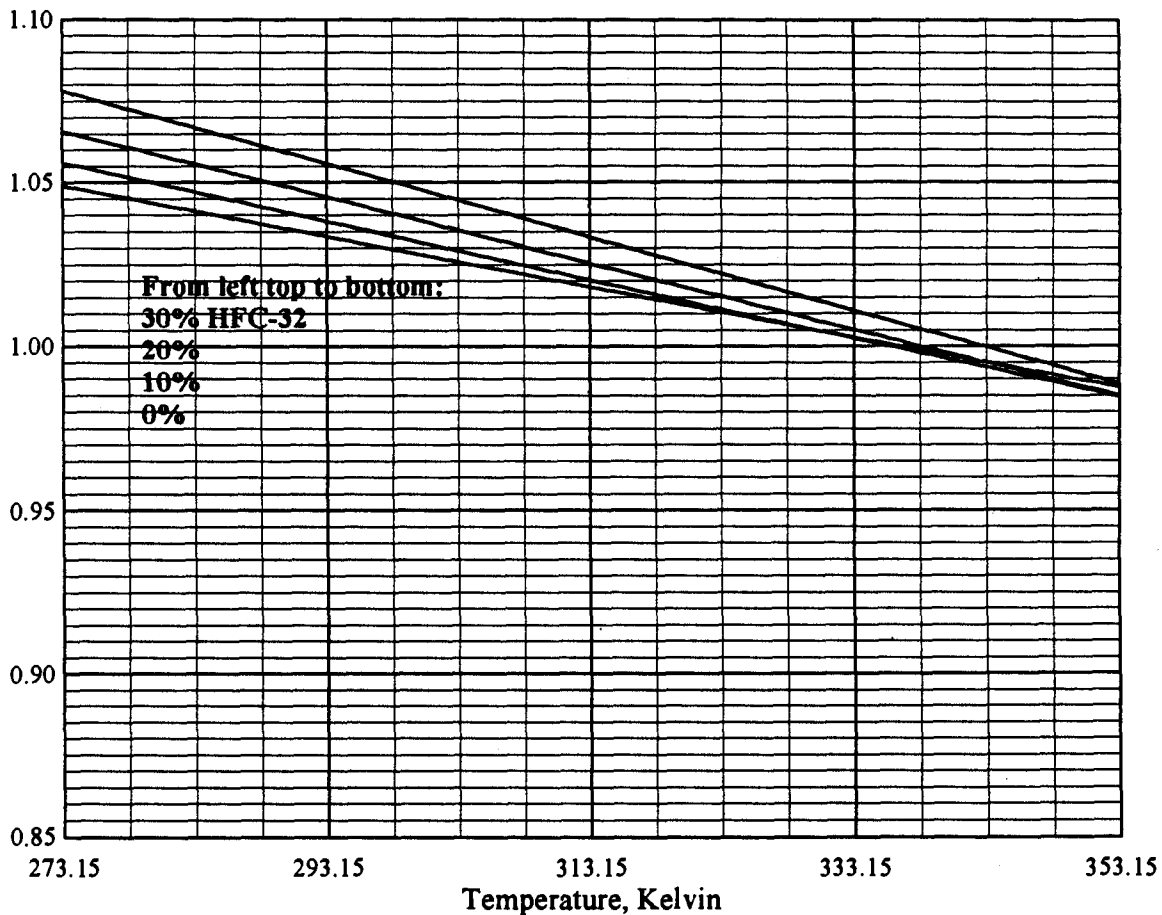
**Figure 18-2: Viscosity and Solubility of HFC-32/ISO 68 Pentaerythritol Ester Mixed Acid #2  
Low Refrigerant Concentration Mixtures**



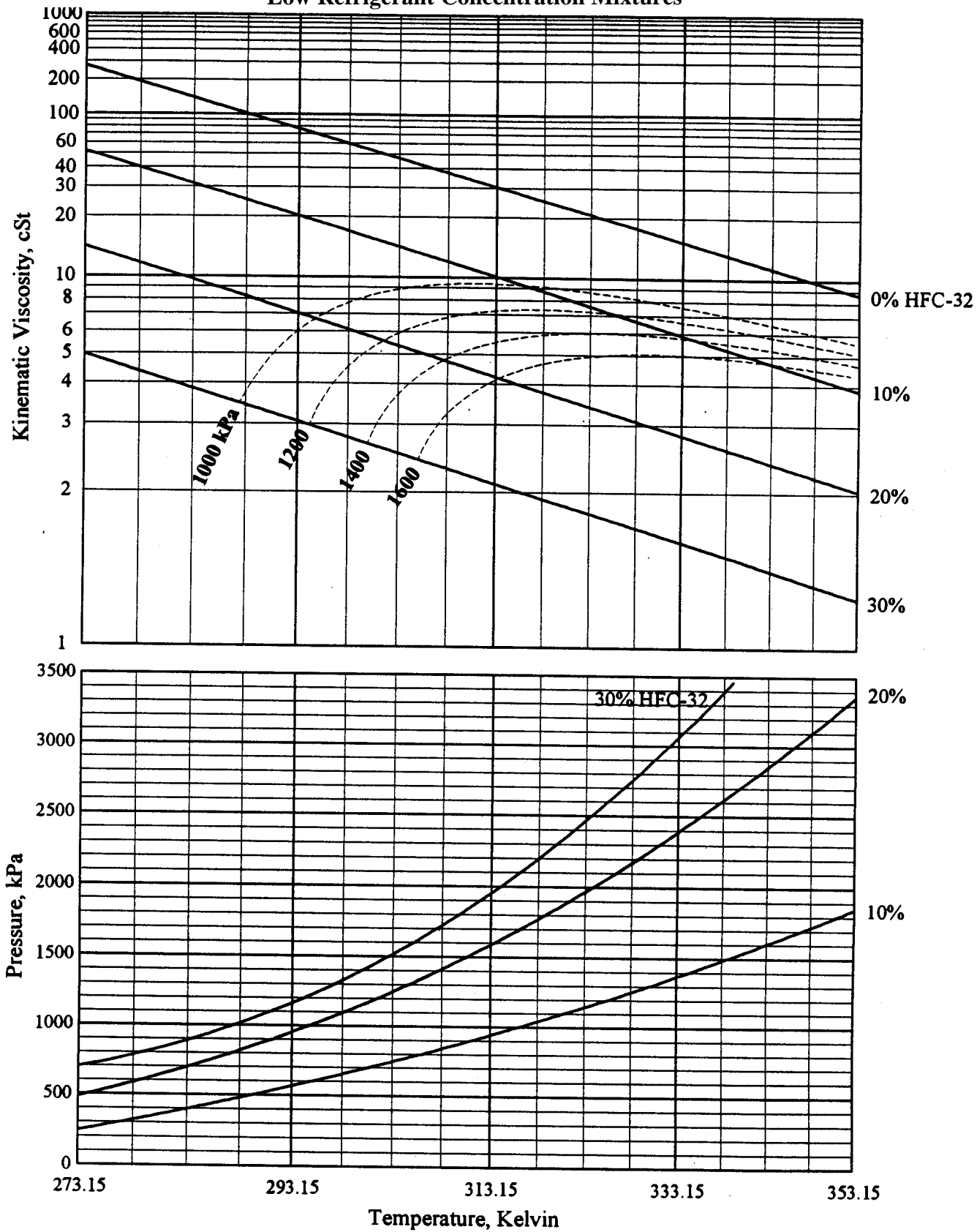
**Table 19-1: Viscosity, Solubility and Density Parameters  
HFC-32/ISO 32 Pentaerythritol Ester Branched Acid  
Low Refrigerant Concentration Mixtures**

Coefficient	Dynamic Viscosity (eq. 1)	Vapor Pressure (eq. 2)	Density (eq. 3)	Kinematic Viscosity (eq. 4)
$a_1$	9.24330	-2.02674E+3	1.49896	9.11767
$a_2$	-3.63313	1.29657E+1	-2.30995E-3	-3.58348
$a_3$	0	-2.06287E-2	2.46107E-6	0
$a_4$	3.95553	1.55968E+3	-1.94304	3.31771
$a_5$	-2.19602	-1.63428E+2	1.38109E-2	-1.94054
$a_6$	0	6.15149E-1	-2.40889E-5	0
$a_7$	-8.54932	3.13289E+5	-3.37963	-9.84240
$a_8$	3.15935	-1.87972E+3	2.23004E-2	3.64609
$a_9$	0	2.66387	-3.50548E-5	0
$\sigma$	0.9997	0.9997	0.9945	0.9997

**Figure 19-1: Density of HFC-32/ISO 32 Pentaerythritol Ester Branched Acid  
Low Refrigerant Concentrations**



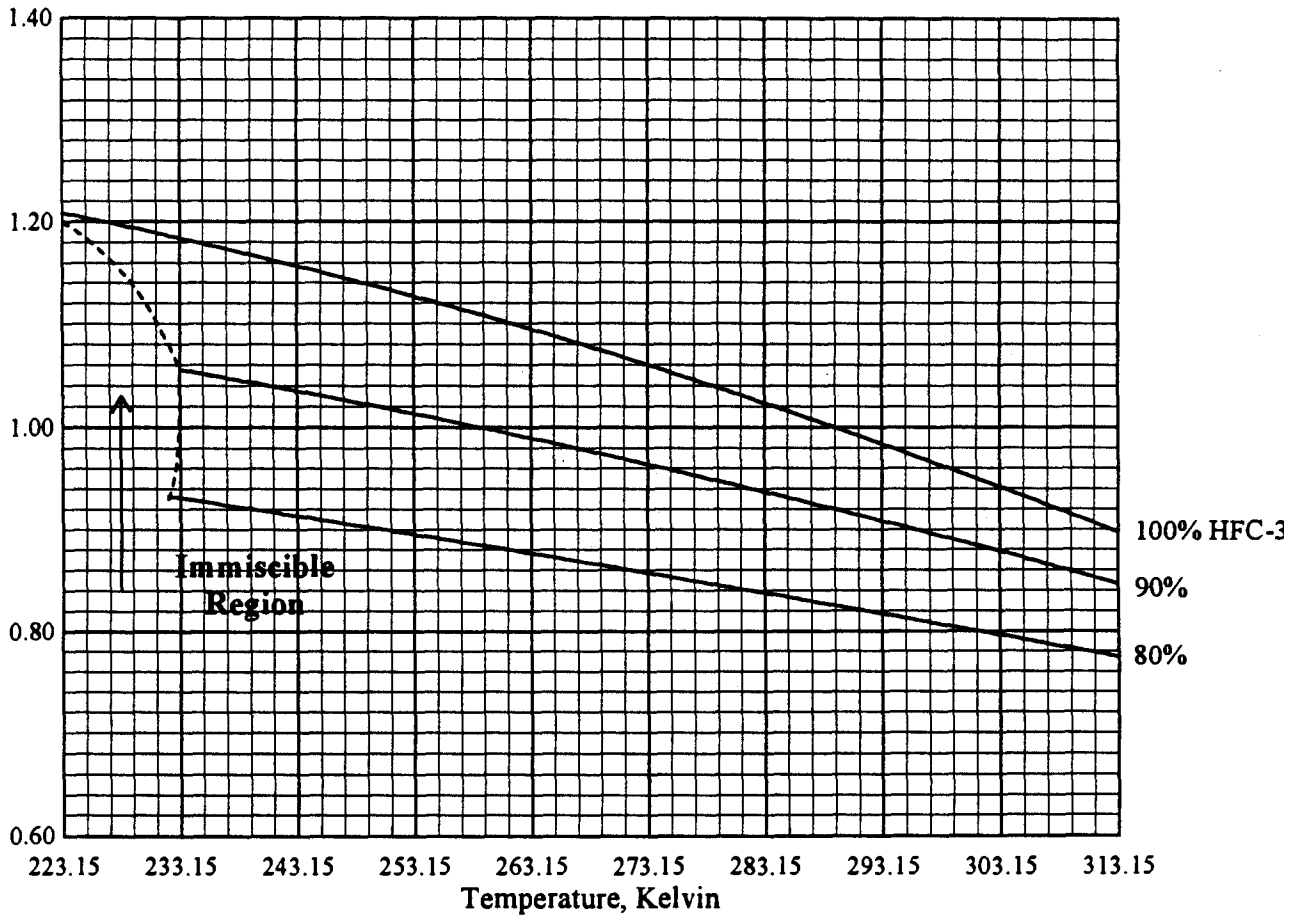
**Figure 19-2: Viscosity and Solubility of HFC-32/ISO 32 Pentaerythritol Ester Branched Acid Low Refrigerant Concentration Mixtures**



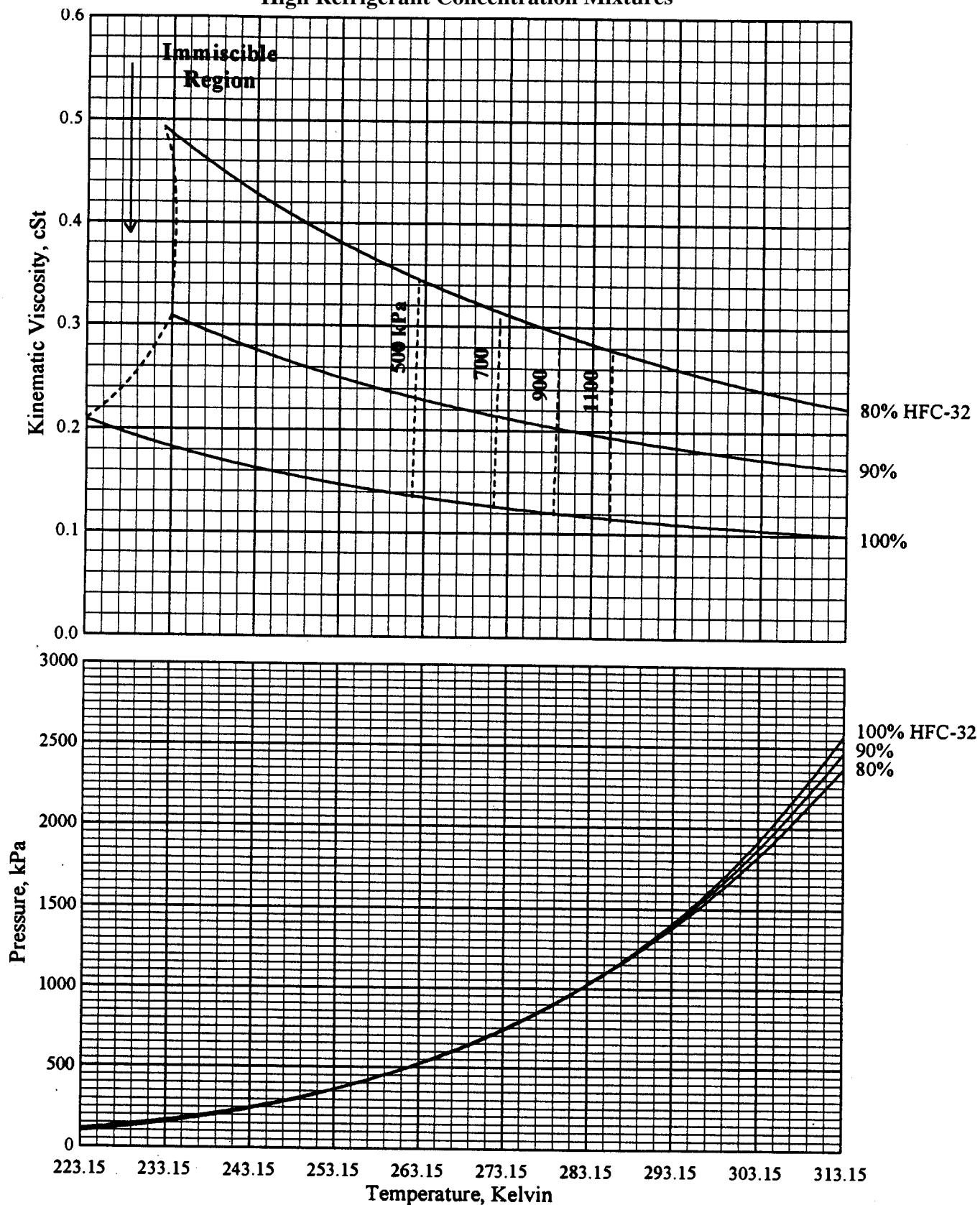
**Table 19-2: Viscosity, Solubility and Density Parameters  
HFC-32/ISO 32 Pentaerythritol Ester Branched Acid  
High Refrigerant Concentration Mixtures**

Coefficient	Dynamic Viscosity (eq. 5)	Vapor Pressure (eq. 6)	Density (eq. 7)	Kinematic Viscosity (eq. 8)
$a_1$	-1.30558E+1	1.98219	-3.37933E-1	-1.10440E+1
$a_2$	3.19522E+3	1.73333E+3	-3.12411	2.66373E+3
$a_3$	-6.33784E+4	-4.18158E+5	1.30807E+1	-8.50456E+3
$a_4$	2.13747E+1	2.53097	2.24065	1.91332E+1
$a_5$	-3.88704E+3	-1.82415E+3	4.50141	-3.63339E+3
$a_6$	-1.66884E+5	3.35467E+5	-2.53989E+1	-1.66433E+5
$a_7$	-1.04992E+1	4.30442	-1.19832	-9.16813
$a_8$	1.05699E+3	-2.06296E+3	5.57469E-1	8.35433E+2
$a_9$	2.27628E+5	2.26935E+5	1.08015E+1	2.24808E+5
$\sigma$	0.9970	0.9996	0.9999	0.9977

**Figure 19-3: Density of HFC-32/ISO 32 Pentaerythritol Ester Branched Acid  
High Refrigerant Concentration Mixtures**



**Figure 19-4: Viscosity and Solubility of HFC-32/ISO 32 Pentaerythritol Ester Branched Acid High Refrigerant Concentration Mixtures**

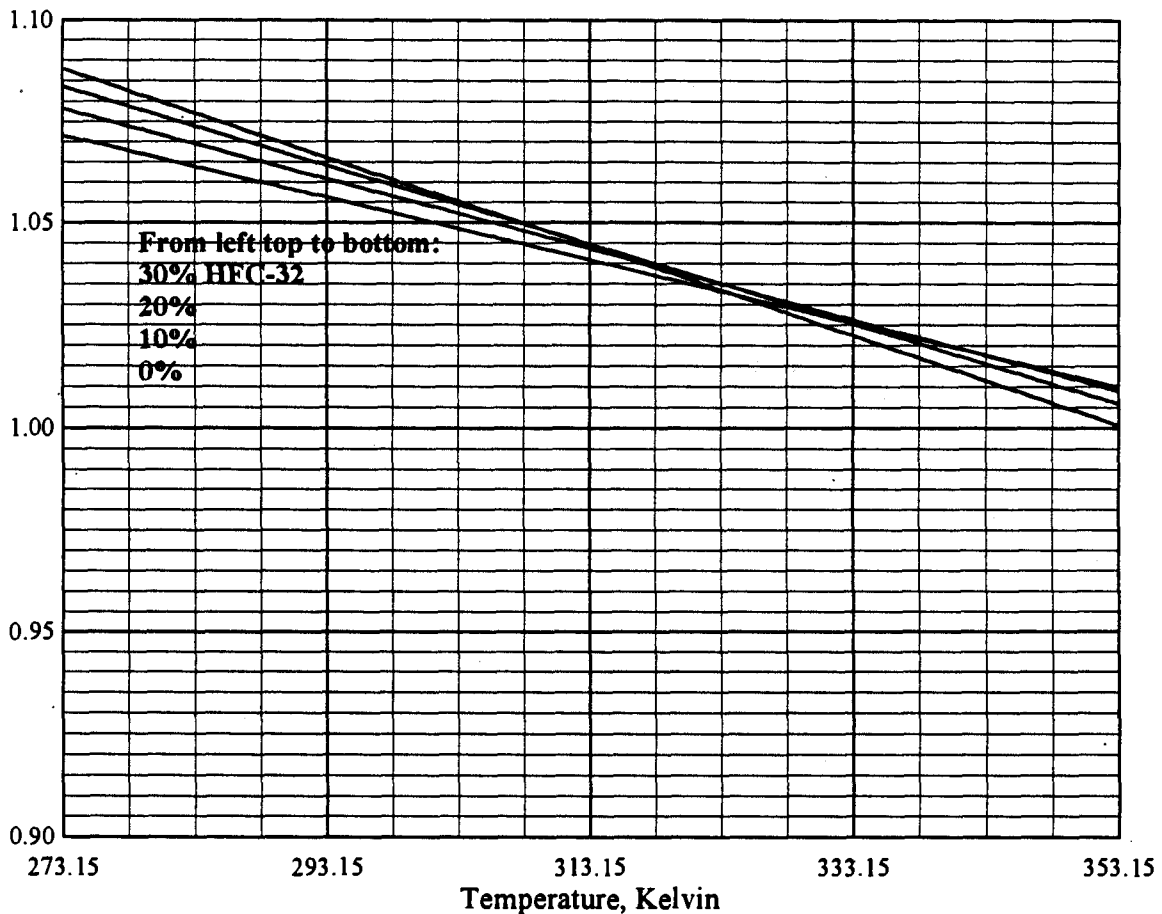




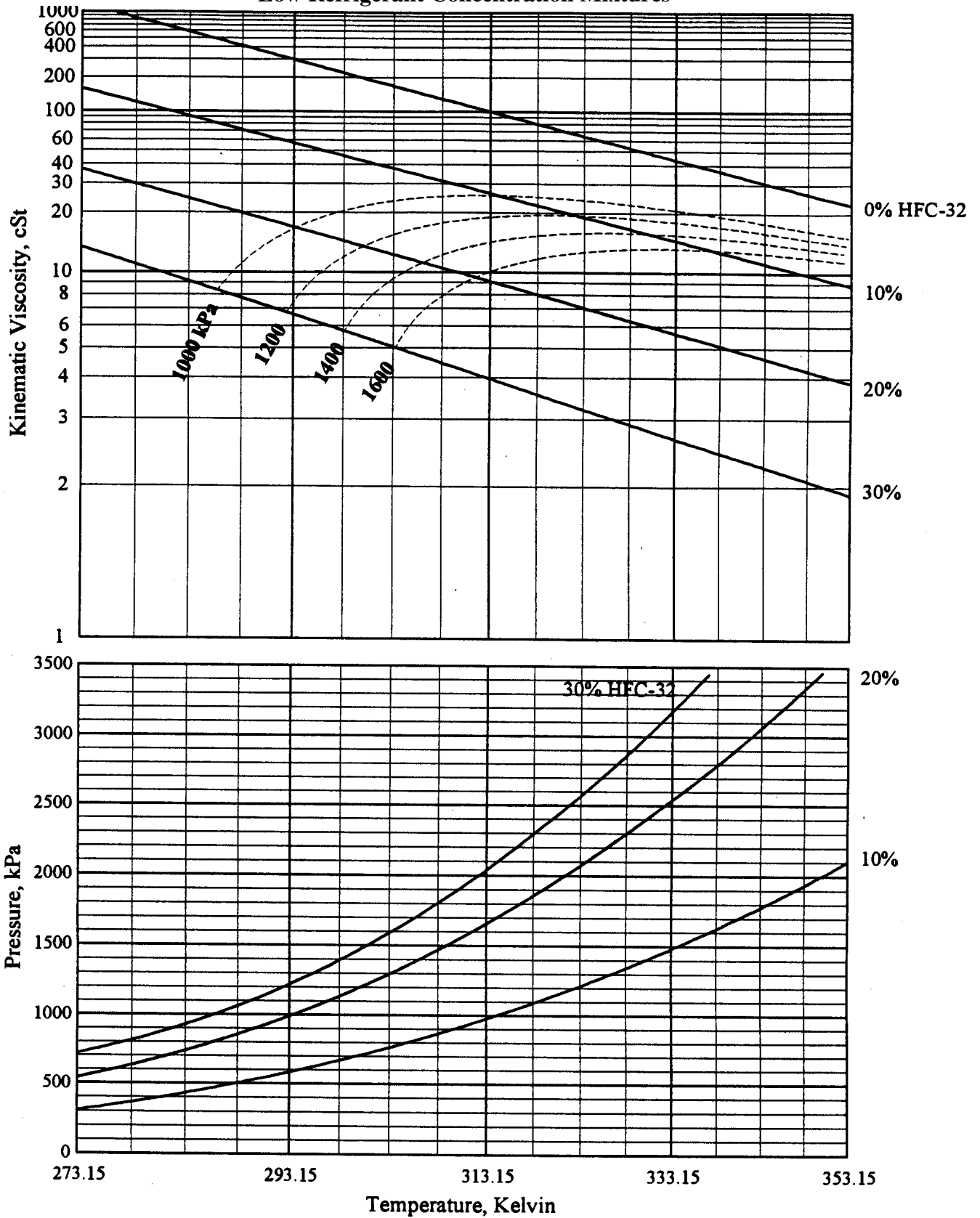
**Table 20-1: Viscosity, Solubility and Density Parameters  
HFC-32/ISO 100 Pentaerythritol Ester Branched Acid  
Low Refrigerant Concentration Mixtures**

Coefficient	Dynamic Viscosity (eq. 1)	Vapor Pressure (eq. 2)	Density (eq. 3)	Kinematic Viscosity (eq. 4)
$a_1$	8.34664	1.58364E+3	1.27197	8.25738
$a_2$	-3.22184	-1.03469E+1	-7.05062E-4	-3.18736
$a_3$	0	1.68581E-2	-1.04348E-7	0
$a_4$	-5.29595	5.52276E+4	3.66137	-5.40106
$a_5$	1.56092	-5.33025E+2	-2.24041E-2	1.59731
$a_6$	0	1.25416	3.43784E-5	0
$a_7$	3.42788E+1	8.53957E+4	-1.13921E+1	3.28096E+1
$a_8$	-1.39609E+1	-3.41479E+2	7.33225E-2	-1.33800E+1
$a_9$	0	6.71700E-2	-1.18131E-4	0
$\sigma$	0.9998	0.9998	0.9996	0.9998

**Figure 20-1: Density of HFC-32/ISO 100 Pentaerythritol Ester Branched Acid  
Low Refrigerant Concentrations**



**Figure 20-2: Viscosity and Solubility of HFC-32/ISO 100 Pentaerythritol Ester Branched Acid Low Refrigerant Concentration Mixtures**



**Table 21-1: Viscosity, Solubility and Density Parameters  
HFC-125/ISO 22 Pentaerythritol Ester Mixed Acid #1  
Low Refrigerant Concentration Mixtures**

Coefficient	Dynamic Viscosity (eq. 1)	Vapor Pressure (eq. 2)	Density (eq. 3)	Kinematic Viscosity (eq. 4)
$a_1$	9.11565	9.33174E+3	1.22636	8.92634
$a_2$	-3.59907	-6.19656E+1	-8.50474E-4	-3.52182
$a_3$	0	1.03249E-1	1.68863E-7	0
$a_4$	4.58187	-8.08004E+3	-1.41881	4.90965
$a_5$	-2.12173	-4.96284E+1	1.17277E-2	-2.26321
$a_6$	0	2.93804E-1	-2.02203E-5	0
$a_7$	-1.30798E+1	1.23623E+5	1.03996E+1	-1.30769E+1
$a_8$	4.95383	-7.02891E+2	-6.78810E-2	4.90564
$a_9$	0	9.45651E-1	1.11865E-4	0
$\sigma$	0.9994	0.9998	0.9995	0.9994

**Figure 21-1: Density of HFC-125/ISO 22 Pentaerythritol Ester Mixed Acid #1  
Low Refrigerant Concentrations**

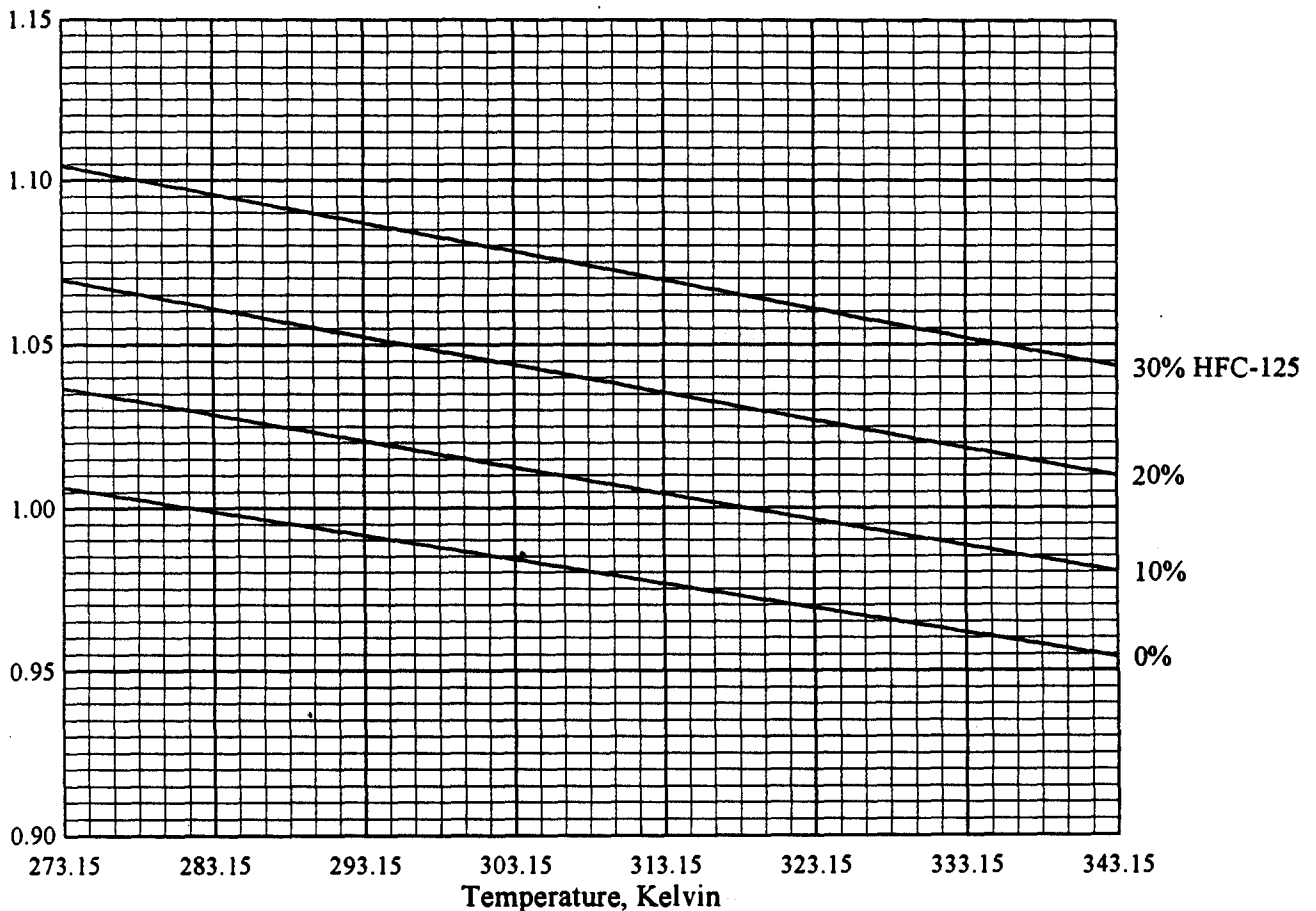
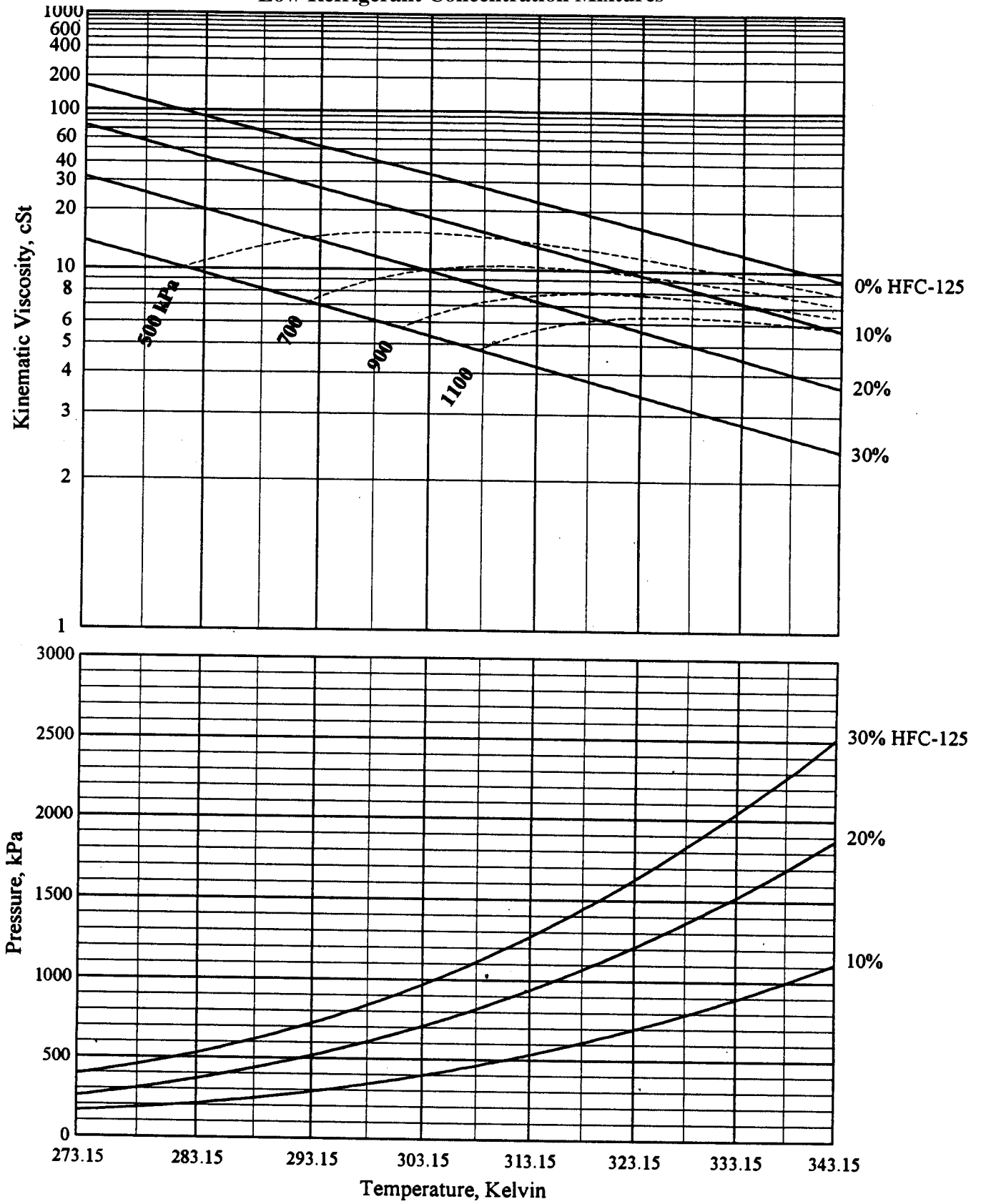


Figure 21-2: Viscosity and Solubility of HFC-125/ISO 22 Pentaerythritol Ester Mixed Acid #1  
 Low Refrigerant Concentration Mixtures



**Table 21-2: Viscosity, Solubility and Density Parameters  
HFC-125/ISO 22 Pentaerythritol Ester Mixed Acid #1  
High Refrigerant Concentration Mixtures**

Coefficient	Kinematic Viscosity (eq. 9)	Vapor Pressure (eq. 10)	Density (eq. 11)
$a_1$	-1.43664	6.71867	5.55504E-1
$a_2$	1.31143E+2	-1.10275E+3	1.04165E-2
$a_3$	1.44370E+4	1.04402E+4	-2.77208E-5
$\sigma_{100}$	0.9985	0.9999	0.9994
$a_4$	-1.00707E-1	6.38232	1.30209
$a_5$	-5.90807E+2	-9.26526E+2	3.51020E-3
$a_6$	1.26571E+5	-1.36115E+4	-1.27537E-5
$\sigma_{90}$	0.9991	0.9999	0.9999
$a_7$	9.73358E-1	6.49932	1.47210
$a_8$	-1.02844E+3	-9.86559E+2	1.25430E-3
$a_9$	1.89626E+5	-6.81948E+3	-7.23471E-6
$\sigma_{80}$	0.9993	0.9999	0.9999

**Figure 21-3: Density of HFC-125/ISO 22 Pentaerythritol Ester Mixed Acid #1  
High Refrigerant Concentration Mixtures**

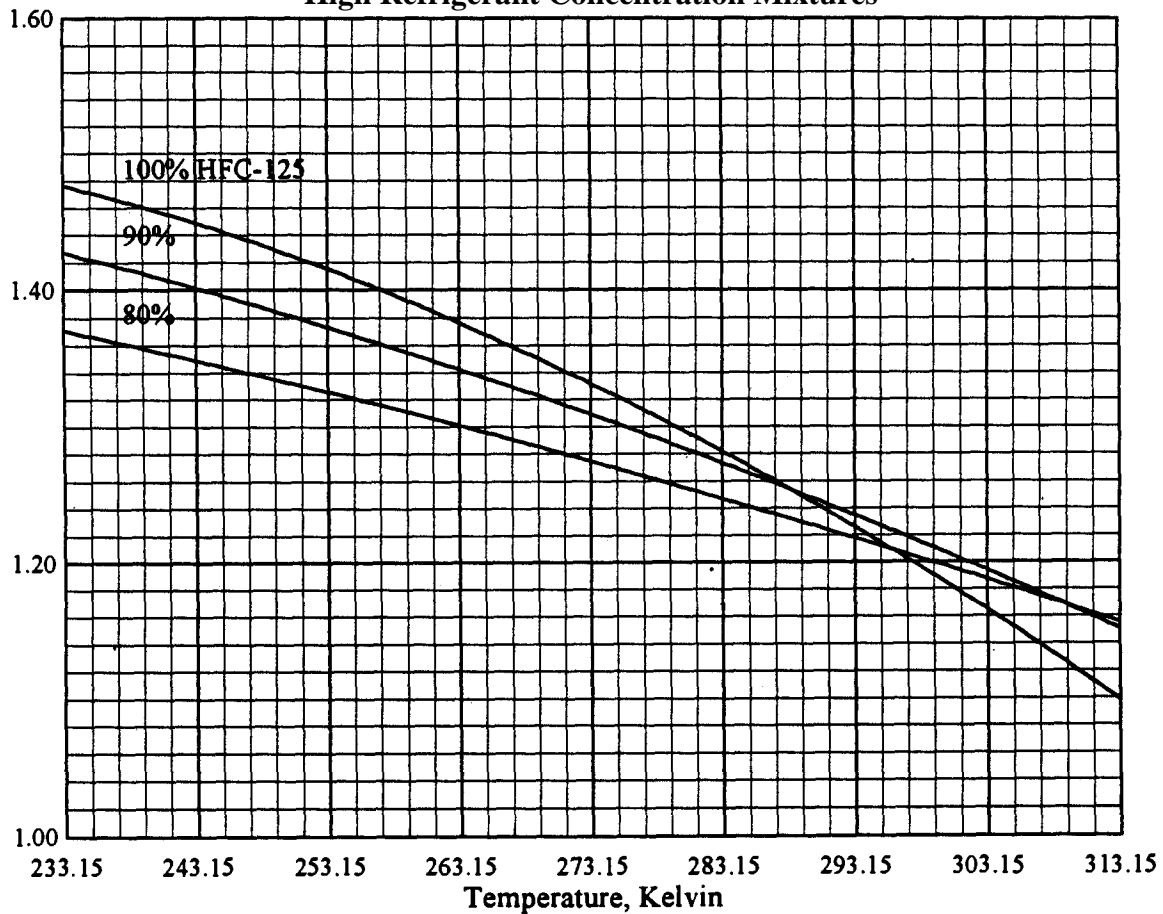
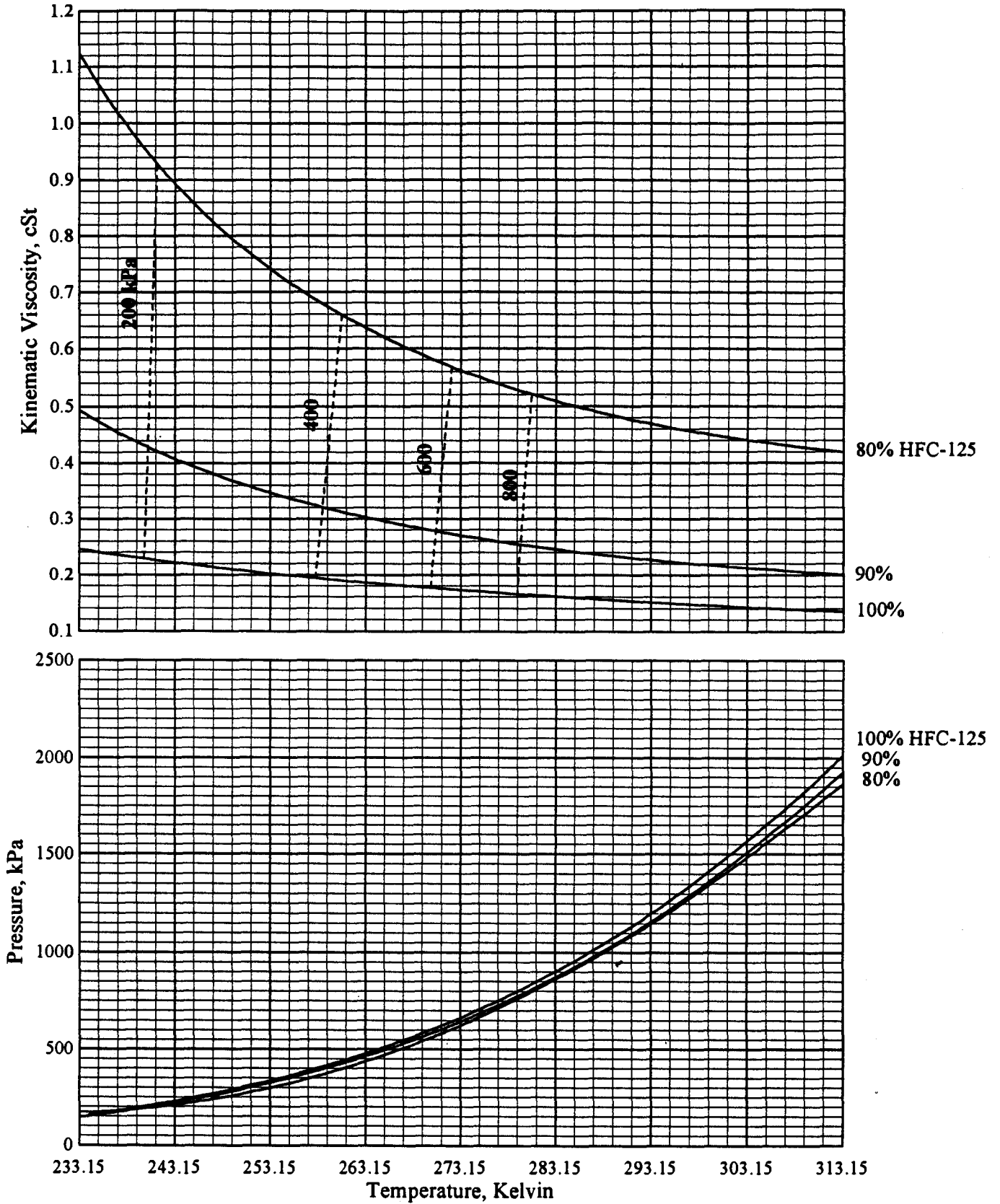


Figure 21-4: Viscosity and Solubility of HFC-125/ISO 22 Pentaerythritol Ester Mixed Acid #1 High Refrigerant Concentration Mixtures



**Table 22-1: Viscosity, Solubility and Density Parameters  
HFC-125/ISO 68 Pentaerythritol Ester Mixed Acid #2  
Low Refrigerant Concentration Mixtures**

Coefficient	Dynamic Viscosity (eq. 1)	Vapor Pressure (eq. 2)	Density (eq. 3)	Kinematic Viscosity (eq. 4)
$a_1$	8.81454	2.01910E+3	1.24309	8.62420
$a_2$	-3.42524	-1.25159E+1	-1.12000E-3	-3.34716
$a_3$	0	1.92469E-2	6.81958E-7	0
$a_4$	1.16560E+1	6.00305E+4	3.55645E-1	1.14890E+1
$a_5$	-4.93647	-5.19229E+2	4.47903E-4	-4.87541
$a_6$	0	1.11454	-2.31872E-6	0
$a_7$	-3.61003E+1	-5.30431E+4	-1.69843	-3.42108E+1
$a_8$	1.40966E+1	4.86166E+2	1.11536E-2	1.32973E+1
$a_9$	0	-1.07753	-1.64462E-5	0
$\sigma$	0.9994	0.9995	0.9997	0.9995

**Figure 22-1: Density of HFC-125/ISO 68 Pentaerythritol Ester Mixed Acid #2  
Low Refrigerant Concentrations**

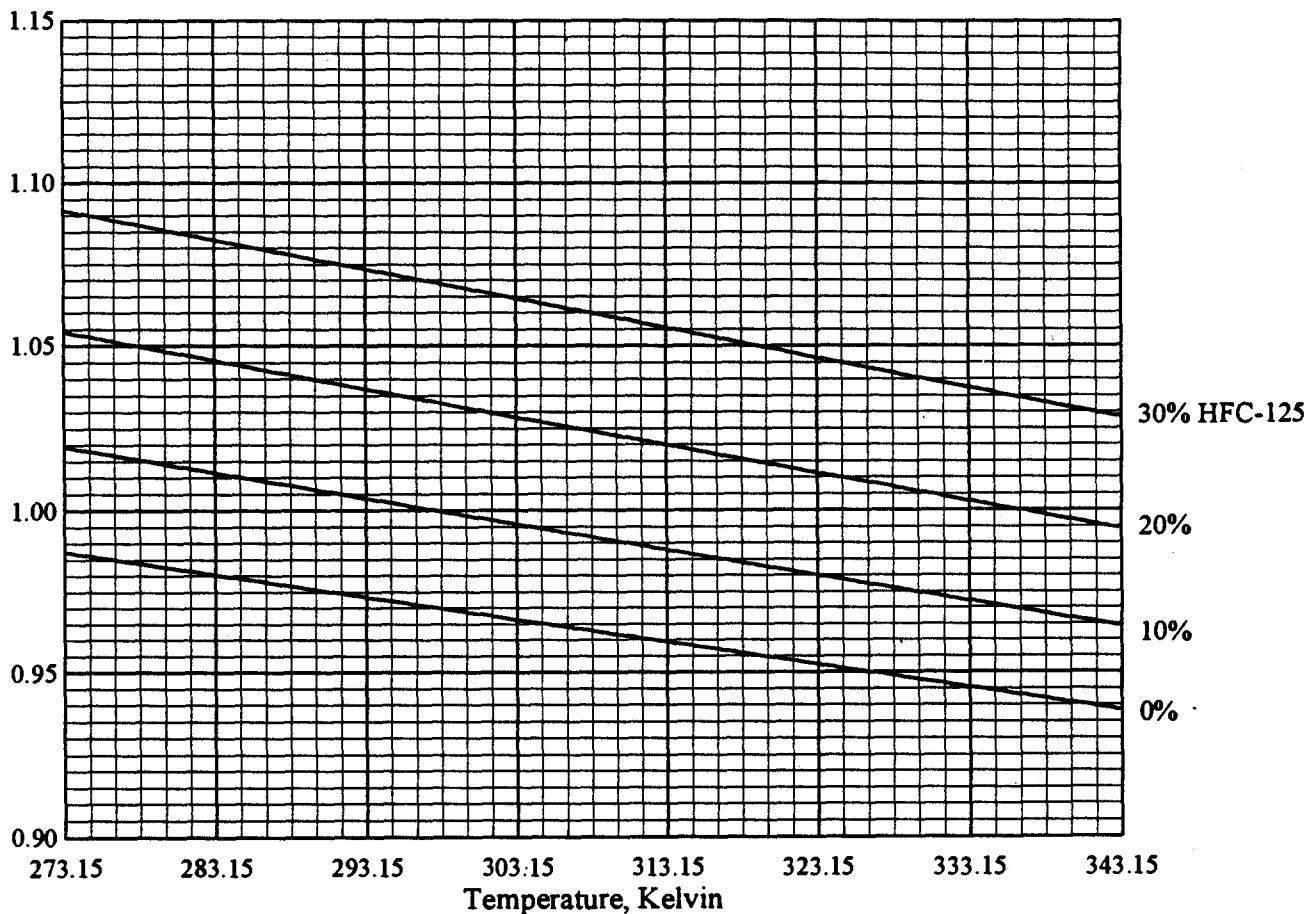


Figure 22-2: Viscosity and Solubility of HFC-125/ISO 68 Pentaerythritol Ester Mixed Acid #2  
 Low Refrigerant Concentration Mixtures

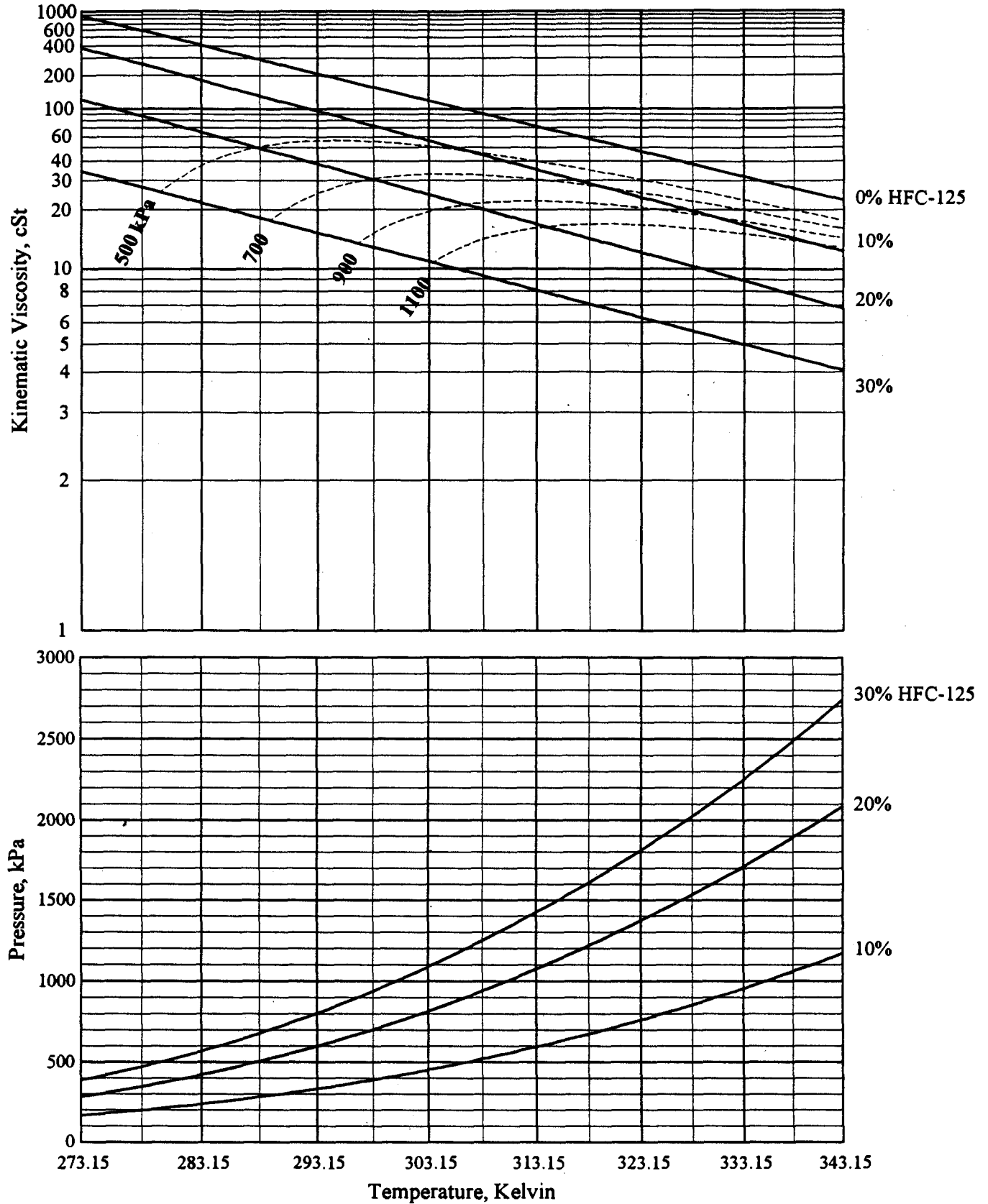
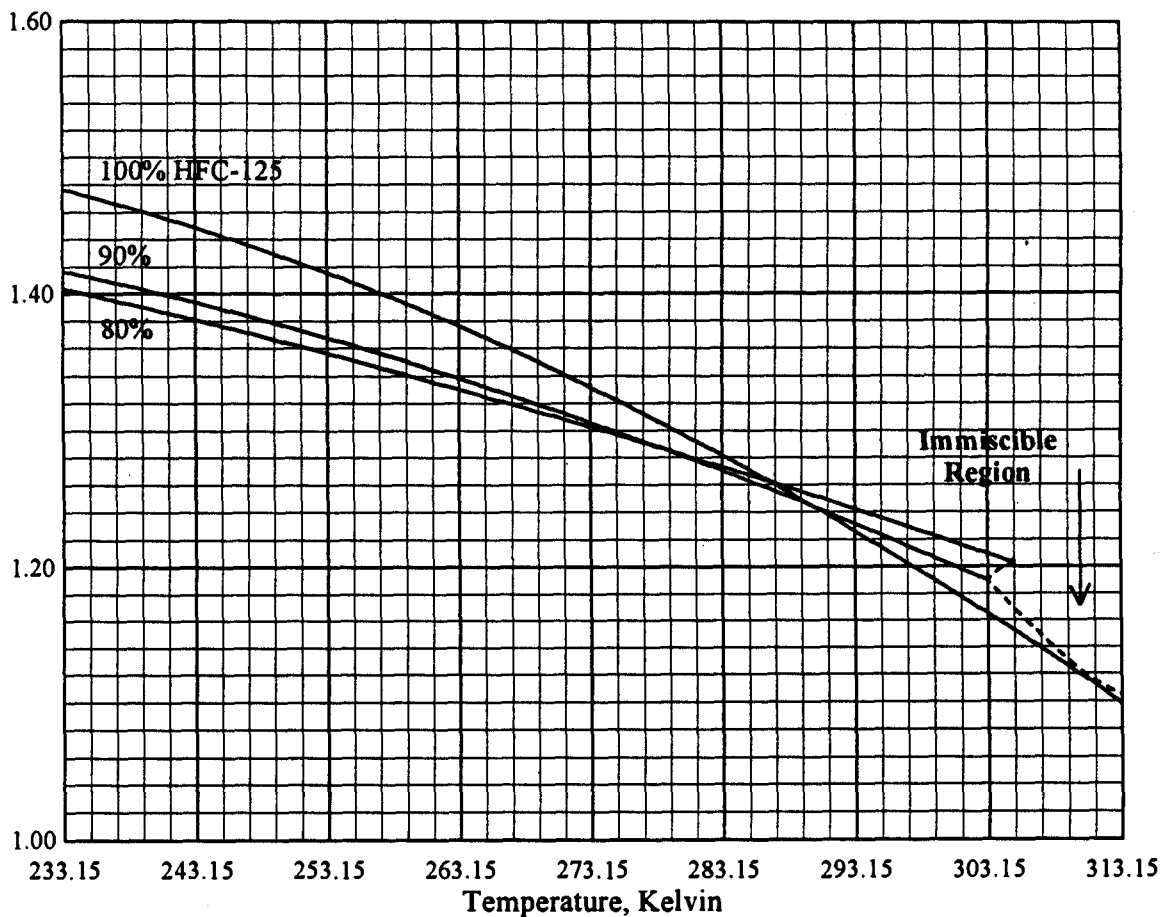




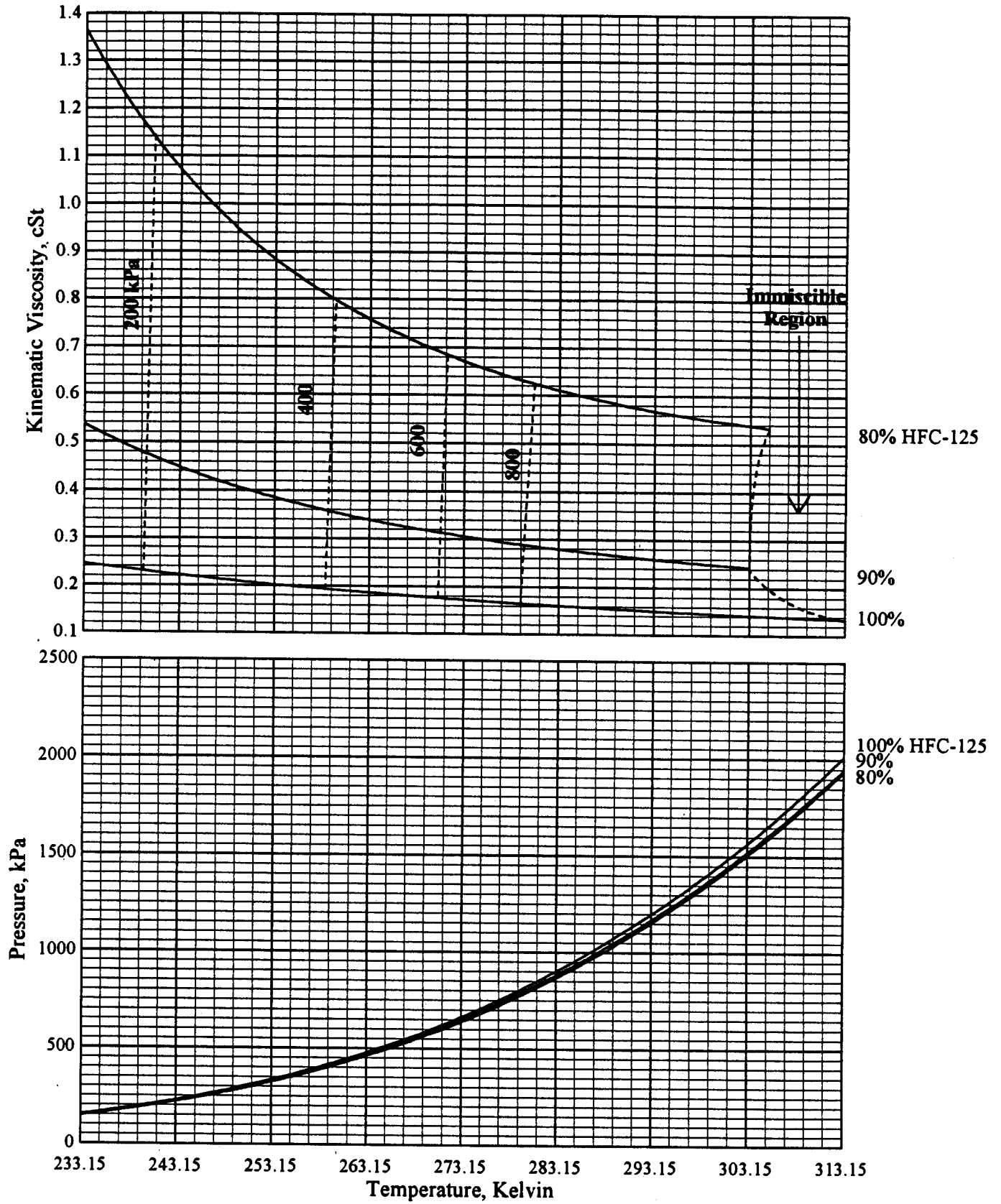
Table 22-2: Viscosity, Solubility and Density Parameters  
HFC-125/ISO 68 Pentaerythritol Ester Mixed Acid #2  
High Refrigerant Concentration Mixtures

Coefficient	Kinematic Viscosity (eq. 9)	Vapor Pressure (eq. 10)	Density (eq. 11)
$a_1$	-1.43664	6.71867	5.55504E-1
$a_2$	1.31143E+2	-1.10275E+3	1.04165E-2
$a_3$	1.44370E+4	1.04402E+4	-2.77208E-5
$\sigma_{100}$	0.9985	0.9999	0.9994
$a_4$	-5.86618E-2	6.42789	1.05112
$a_5$	-5.63200E+2	-9.52139E+2	5.26636E+3
$a_6$	1.19813E+5	-9.63556E+3	-1.58627E-5
$\sigma_{90}$	0.9998	0.9999	0.9994
$a_7$	1.64273	6.69251	1.46583
$a_8$	-1.33799E+3	-1.09769E+3	1.66027E-3
$a_9$	2.29988E+5	9.75143E+3	-8.26358E-6
$\sigma_{80}$	0.9994	0.9999	0.9995

Figure 22-3: Density of HFC-125/ISO 68 Pentaerythritol Ester Mixed Acid #2  
High Refrigerant Concentration Mixtures



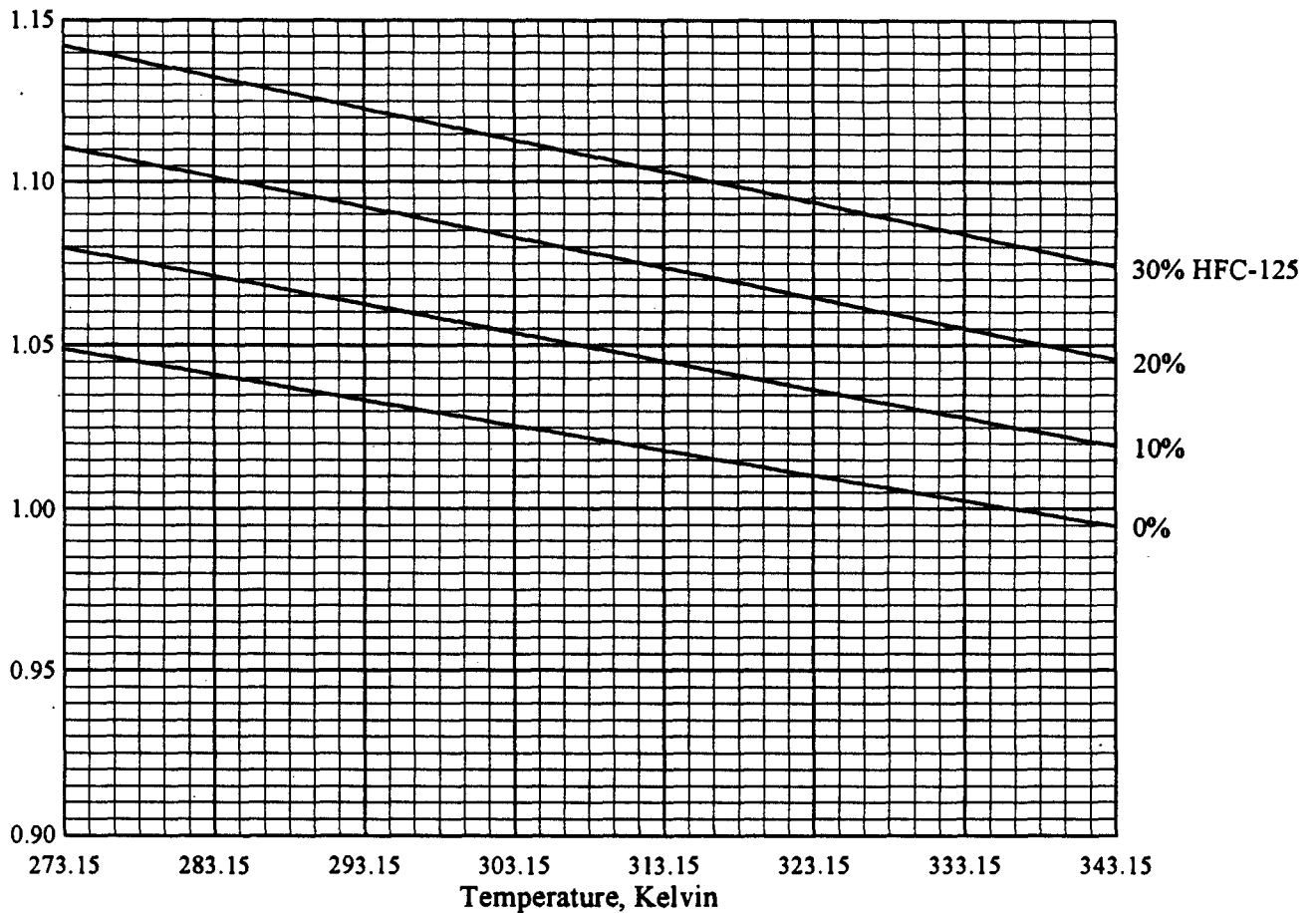
**Figure 22-4: Viscosity and Solubility of HFC-125/ISO 68 Pentaerythritol Ester Mixed Acid #2 High Refrigerant Concentration Mixtures**



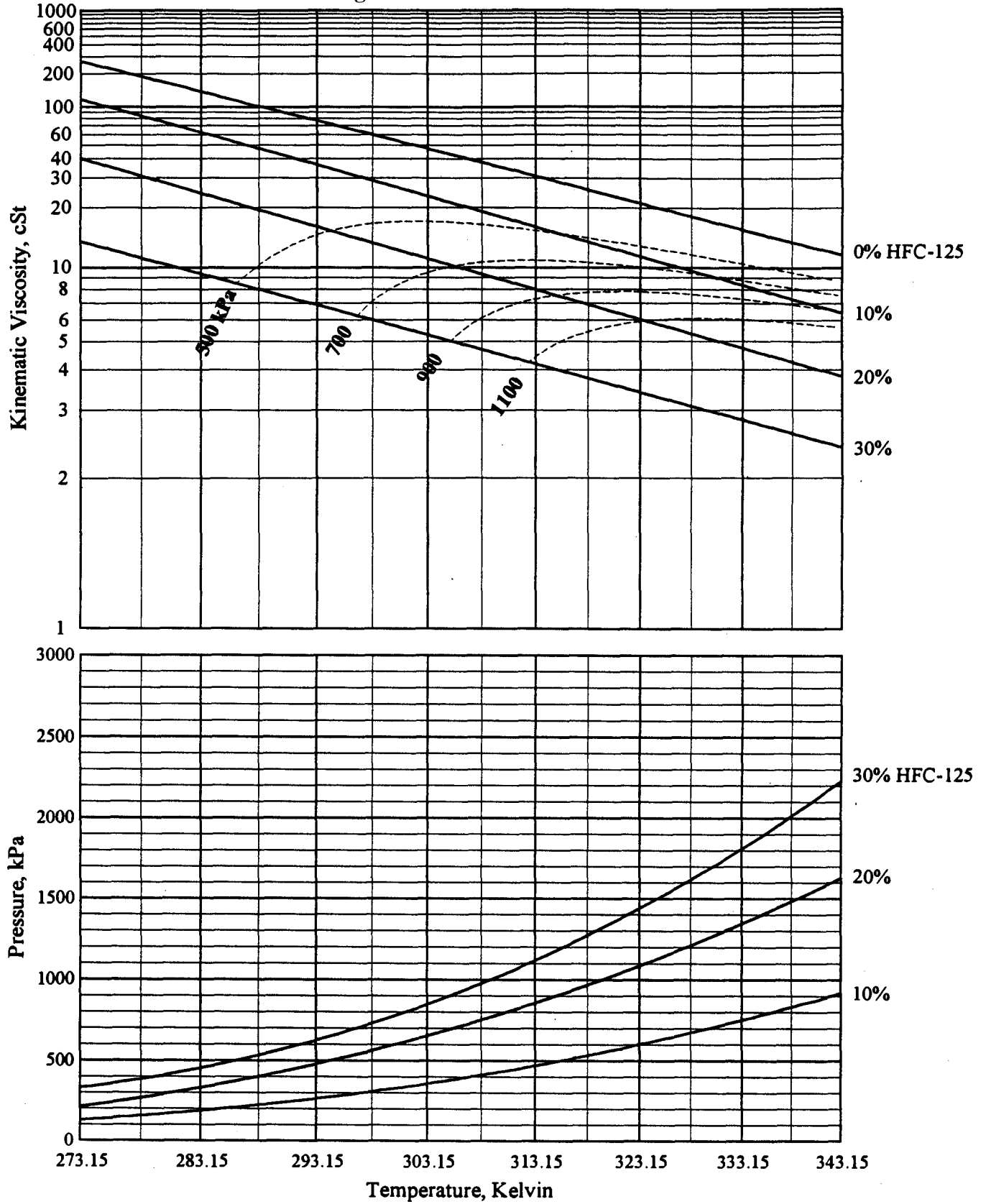
**Table 23-1: Viscosity, Solubility and Density Parameters  
HFC-125/ISO 32 Pentaerythritol Ester Branched Acid  
Low Refrigerant Concentration Mixtures**

Coefficient	Dynamic Viscosity (eq. 1)	Vapor Pressure (eq. 2)	Density (eq. 3)	Kinematic Viscosity (eq. 4)
$a_1$	9.11492	1.01710E+4	1.16909	8.96733
$a_2$	-3.58088	-6.64601E+1	-1.79173E-4	-3.52240
$a_3$	0	1.08115E-1	-9.64680E-7	0
$a_4$	1.14713E+1	-7.96440E+4	3.08703	1.18293E+1
$a_5$	-4.90376	4.28531E+2	-1.73262E-2	-5.05910
$a_6$	0	-4.97952E-1	2.64659E-5	0
$a_7$	-3.80414E+1	3.30692E+5	1.21497	-3.72677E+1
$a_8$	1.48515E+1	-2.07769E+3	-8.76281E-3	1.44909E+1
$a_9$	0	3.19927	1.61212E-5	0
$\sigma$	0.9983	0.9987	0.999574	0.9984

**Figure 23-1: Density of HFC-125/ISO 32 Pentaerythritol Ester Branched Acid  
Low Refrigerant Concentrations**



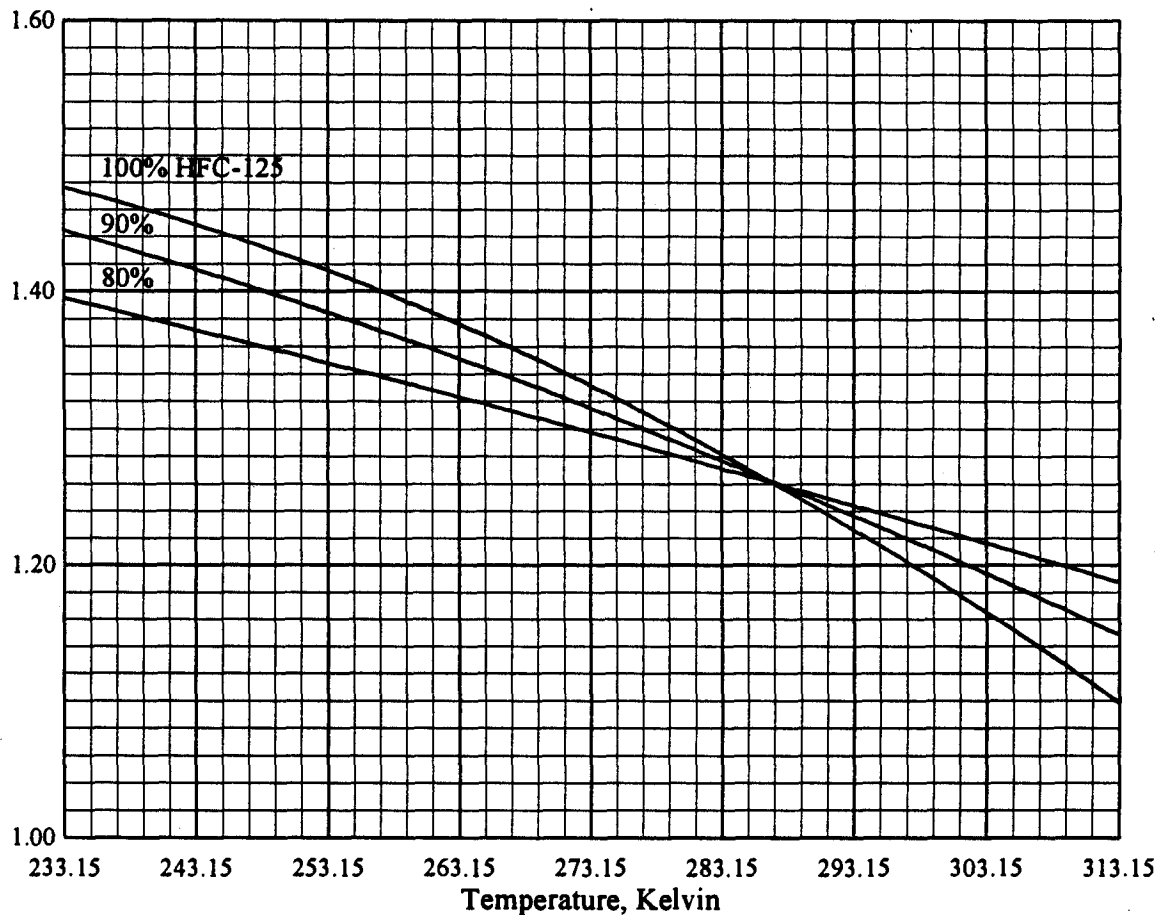
**Figure 23-2: Viscosity and Solubility of HFC-125/ISO 32 Pentaerythritol Ester Branched Acid  
Low Refrigerant Concentration Mixtures**



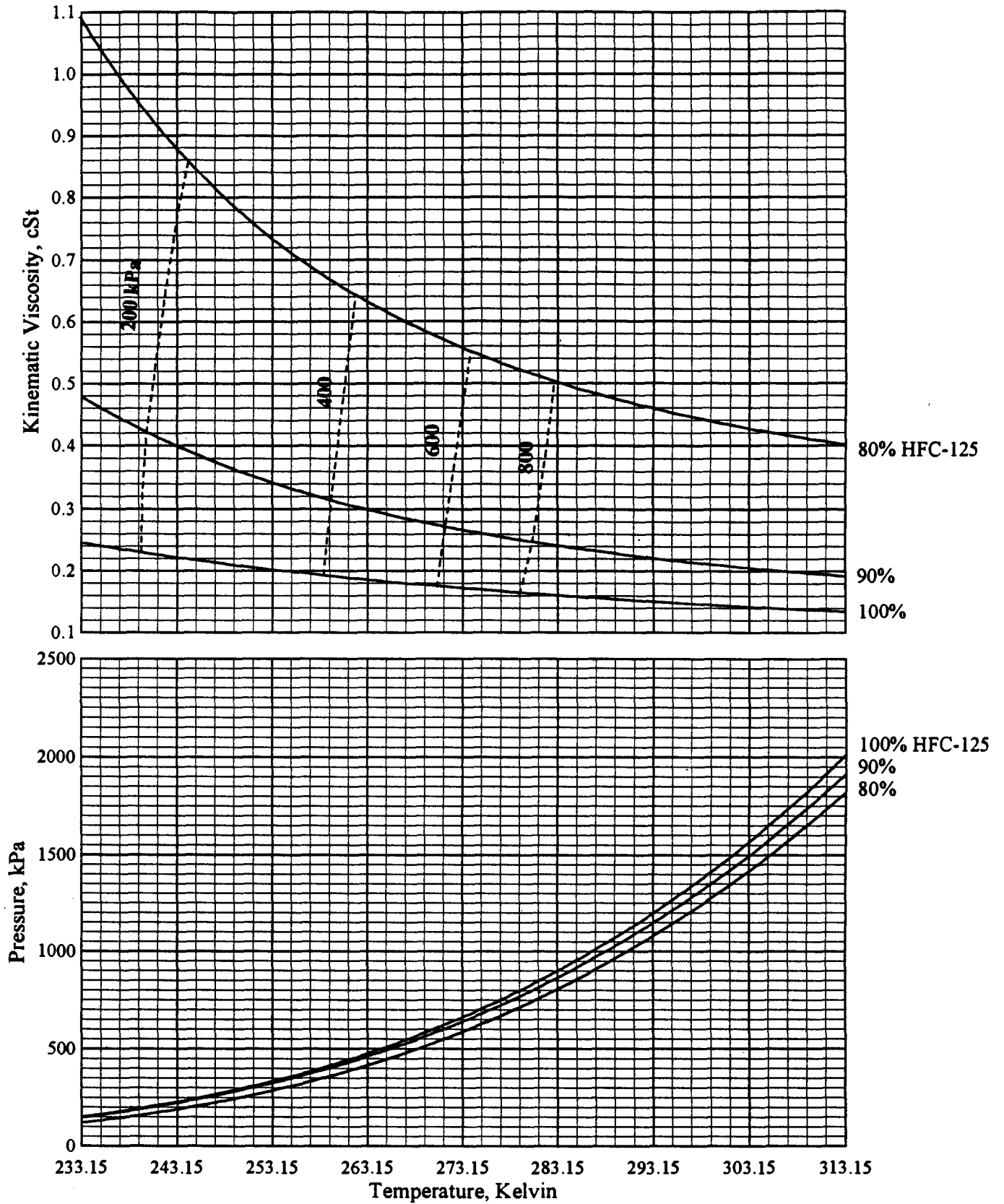
**Table 23-2: Viscosity, Solubility and Density Parameters  
HFC-125/ISO 32 Pentaerythritol Ester Branched Acid  
High Refrigerant Concentration Mixtures**

Coefficient	Kinematic Viscosity (eq. 9)	Vapor Pressure (eq. 10)	Density (eq. 11)
$a_1$	-1.43664	6.71867	5.55504E-1
$a_2$	1.31143E+2	-1.10275E+3	1.04165E-2
$a_3$	1.44370E+4	1.04402E+4	-2.77208E-5
$\sigma_{100}$	0.9985	0.9999	0.9994
$a_4$	-6.05623E-1	6.60126	1.45139
$a_5$	-3.28178E+2	-1.05826E+3	2.70711E-3
$a_6$	9.2055E+4	5.89946E+3	-1.17321E-5
$\sigma_{90}$	0.9997	0.9999	0.9996
$a_7$	3.41583E-1	6.17341	1.70126
$a_8$	-6.96745E+2	-7.92434E+2	-3.57003E-4
$a_9$	1.45902E+5	-3.75301E+4	-4.09883E-6
$\sigma_{80}$	0.9998	0.9999	0.9999

**Figure 23-3: Density of HFC-125/ISO 32 Pentaerythritol Ester Branched Acid  
High Refrigerant Concentration Mixtures**



**Figure 23-4: Viscosity and Solubility of HFC-125/ISO 32 Pentaerythritol Ester Branched Acid High Refrigerant Concentration Mixtures**



**Table 24-1: Viscosity, Solubility and Density Parameters  
HFC-125/ISO 100 Pentaerythritol Ester Branched Acid  
Low Refrigerant Concentration Mixtures**

Coefficient	Dynamic Viscosity (eq. 1)	Vapor Pressure (eq. 2)	Density (eq. 3)	Kinematic Viscosity (eq. 4)
$a_1$	8.41066	1.82085E+3	1.28679	8.31131
$a_2$	-3.24772	-1.78385E+1	-7.94027E-4	-3.20924
$a_3$	0	4.04727E-2	2.99176E-8	0
$a_4$	-1.18482E+1	9.01506E+4	1.70047	-1.12412E+1
$a_5$	4.41652	-5.61147E+2	-8.20354E-3	4.16204
$a_6$	0	8.86526E-1	1.14527E-5	0
$a_7$	4.31096E+1	-6.73741E+4	-8.17055E-1	4.26821E+1
$a_8$	-1.74872E+1	8.66479E+1	3.36529E-3	-1.73510E+1
$a_9$	0	4.99831E-1	-1.99056E-6	0
$\sigma$	0.9988	0.9985	0.9999	0.998773

**Figure 24-1: Density of HFC-125/ISO 100 Pentaerythritol Ester Branched Acid  
Low Refrigerant Concentrations**

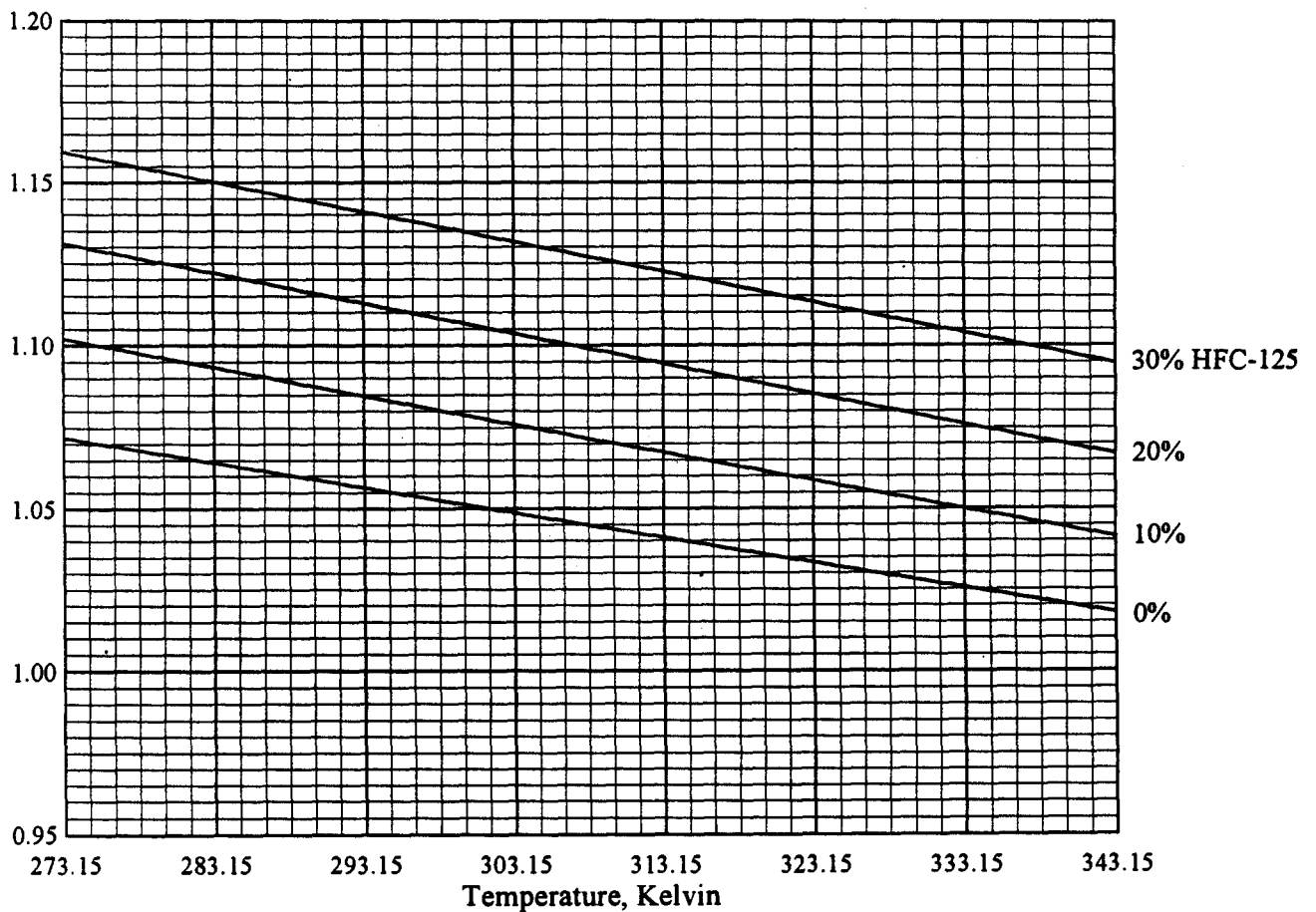
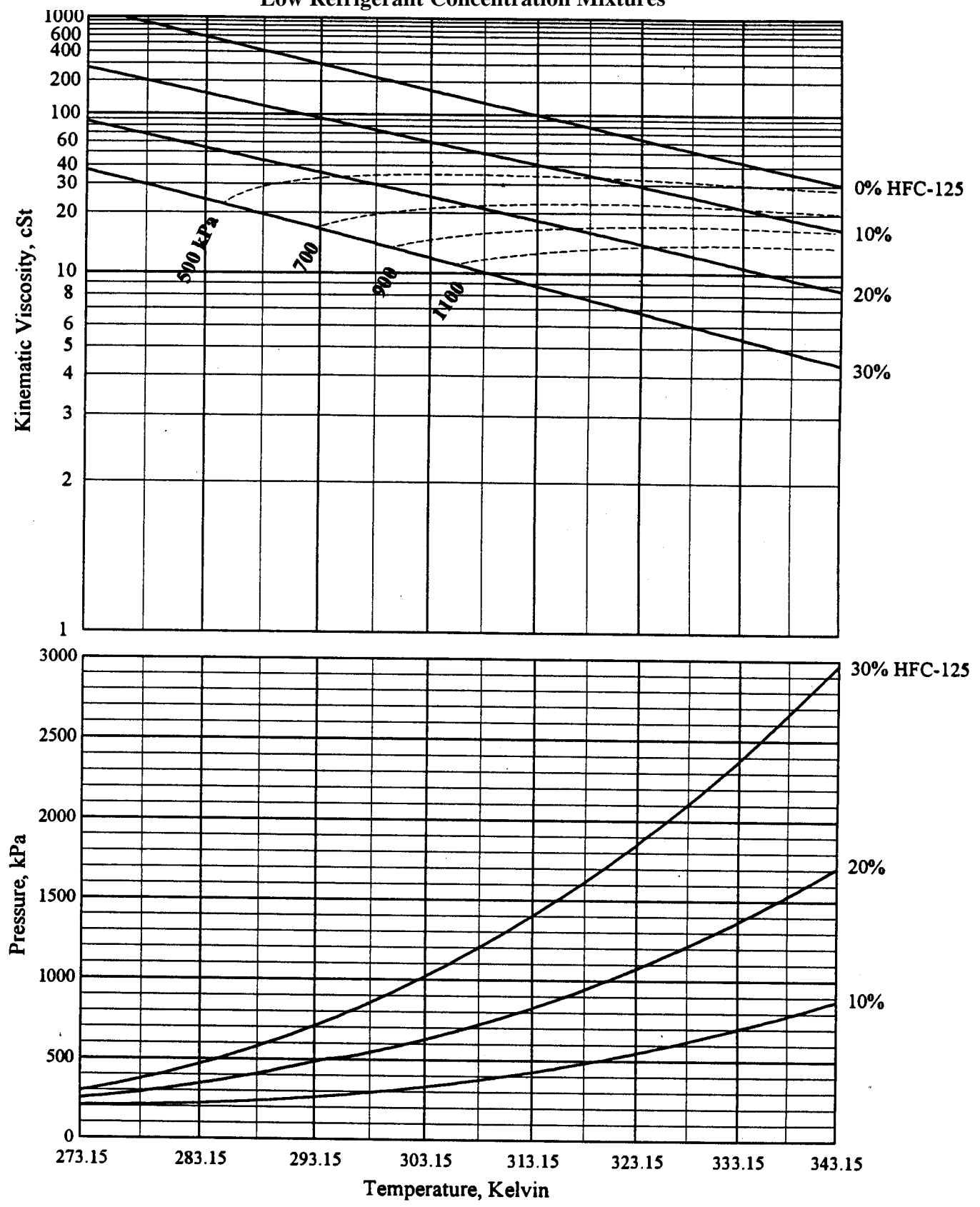


Figure 24-2: Viscosity and Solubility of HFC-125/ISO 100 Pentaerythritol Ester Branched Acid  
Low Refrigerant Concentration Mixtures

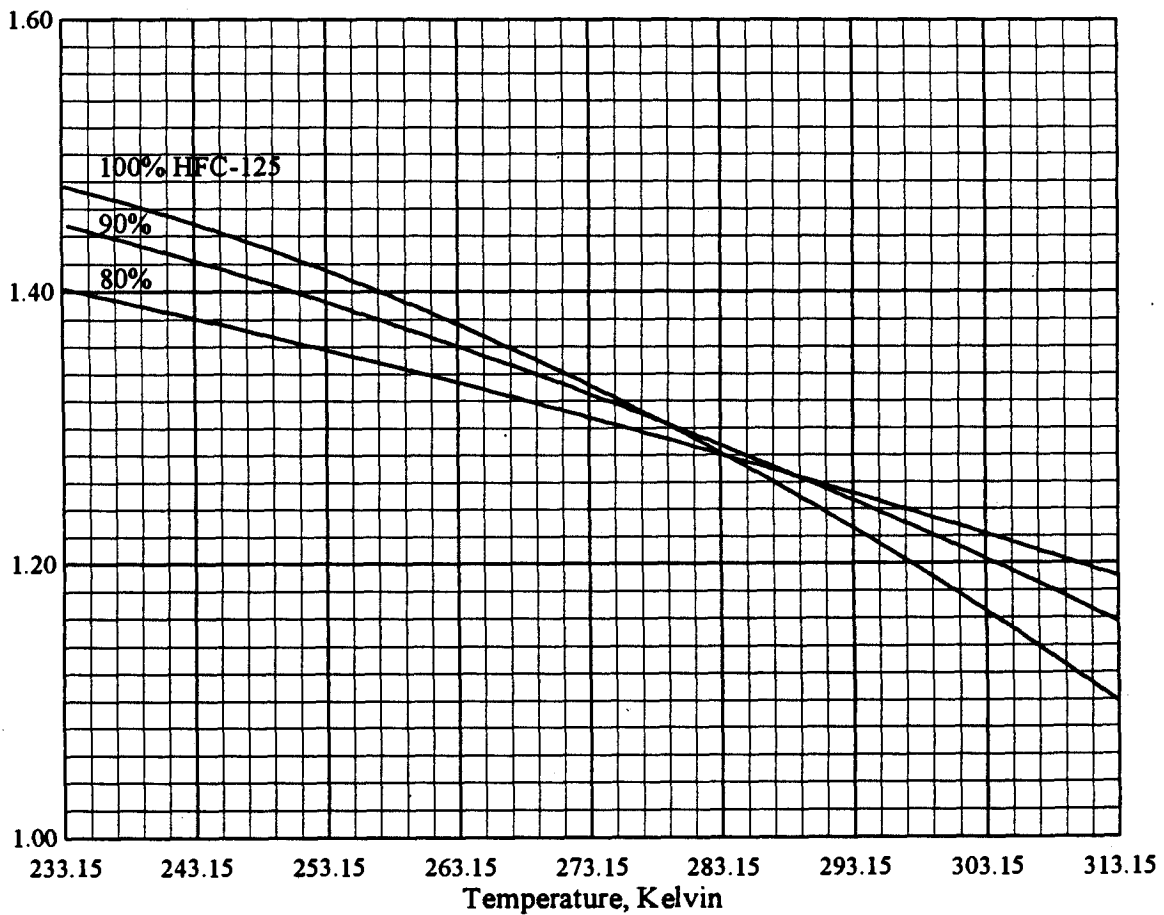




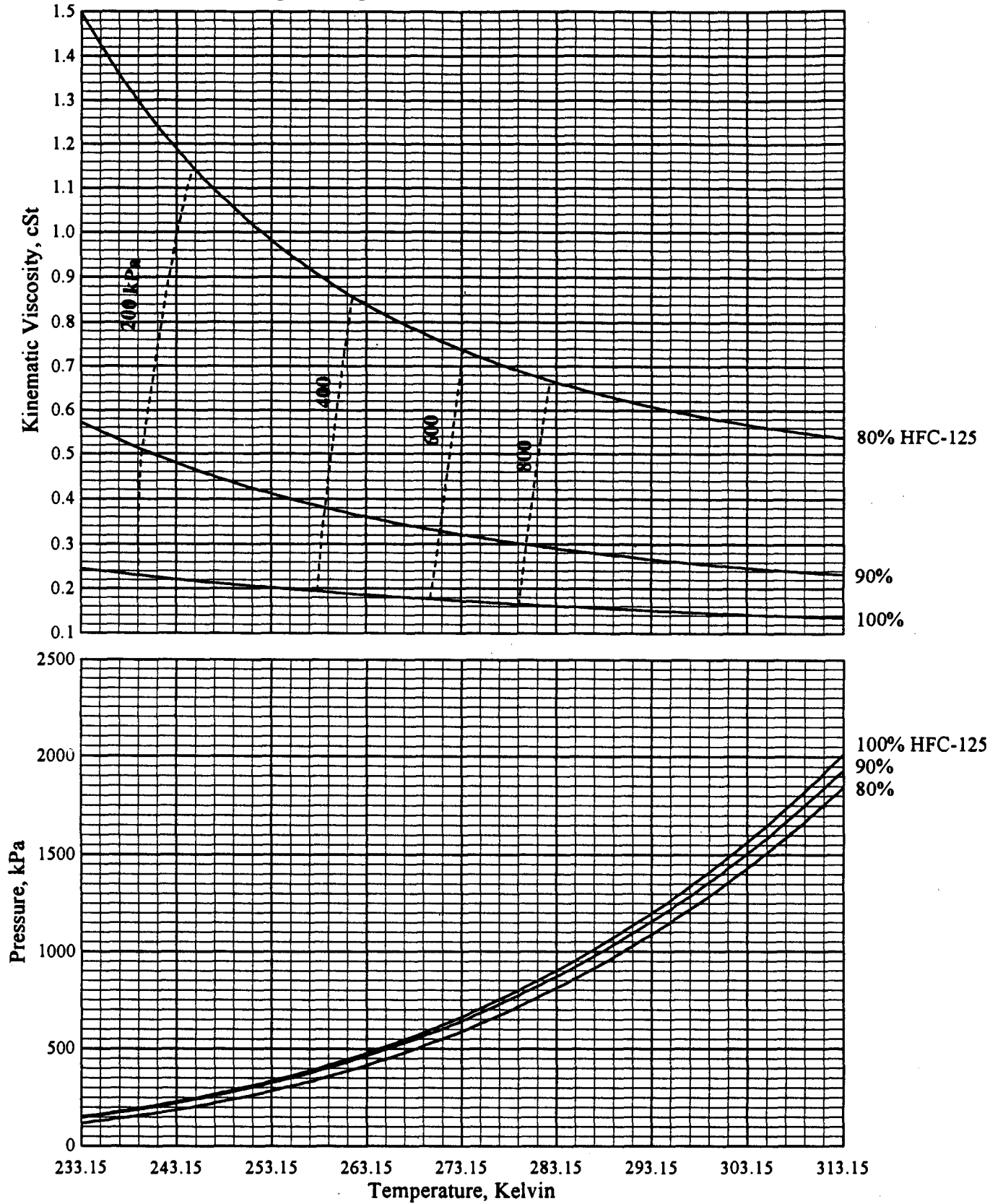
**Table 24-2: Viscosity, Solubility and Density Parameters  
HFC-125/ISO 100 Pentaerythritol Ester Branched Acid  
High Refrigerant Concentration Mixtures**

Coefficient	Kinematic Viscosity (eq. 9)	Vapor Pressure (eq. 10)	Density (eq. 11)
$a_1$	-1.43664	6.71867	5.55504E-1
$a_2$	1.31143E+2	-1.10275E+3	1.04165E-2
$a_3$	1.44370E+4	1.04402E+4	-2.77208E-5
$\sigma_{100}$	0.9985	0.9999	0.9994
$a_4$	-5.50468E-1	6.60308	1.27430
$a_5$	-3.12442E+2	-1.05201E+3	4.01717E-3
$a_6$	8.96815E+4	4.13843E+3	-1.40213E-5
$\sigma_{90}$	0.9995	0.9999	0.9997
$a_7$	8.91295E-1	6.14183	1.48181
$a_8$	-9.36544E+2	-7.61257E+2	1.37782E-3
$a_9$	1.79470E+5	-4.36639E+4	-7.37297E-6
$\sigma_{80}$	0.9995	0.9999	0.9999

**Figure 24-3: Density of HFC-125/ISO 100 Pentaerythritol Ester Branched Acid  
High Refrigerant Concentration Mixtures**



**Figure 24-4: Viscosity and Solubility of HFC-125/ISO 100 Pentaerythritol Ester Branched Acid High Refrigerant Concentration Mixtures**



**Table 25-1: Viscosity, Solubility and Density Parameters  
HFC-152a/ISO 32 Alkylbenzene  
Low Refrigerant Concentration Mixtures**

Coefficient	Dynamic Viscosity (eq. 1)	Vapor Pressure (eq. 2)	Density (eq. 3)	Kinematic Viscosity (eq. 4)
$a_1$	1.12969E+1	-4.26255E+2	1.15489	1.05515E+1
$a_2$	-4.47052	2.26005	-1.24459E-3	-4.16305
$a_3$	0	1.72989E-4	9.10168E-7	0
$a_4$	7.41136	8.50038E+3	-1.06396	5.14353
$a_5$	-3.82419	-1.55322E+2	7.70704E-3	-2.87785
$a_6$	0	4.41761E-1	-1.28355E-5	0
$a_7$	-1.30187E+1	1.52723E+5	4.87092	-1.11382E+1
$a_8$	6.48918	-8.25552E+2	-3.00483E-2	5.67734
$a_9$	0	1.03344	4.53412E-5	0
$\sigma$	0.9998	0.9999	0.9996	0.9998

**Figure 25-1: Density of HFC-152a/ISO 32 Alkylbenzene  
Low Refrigerant Concentration Mixtures**

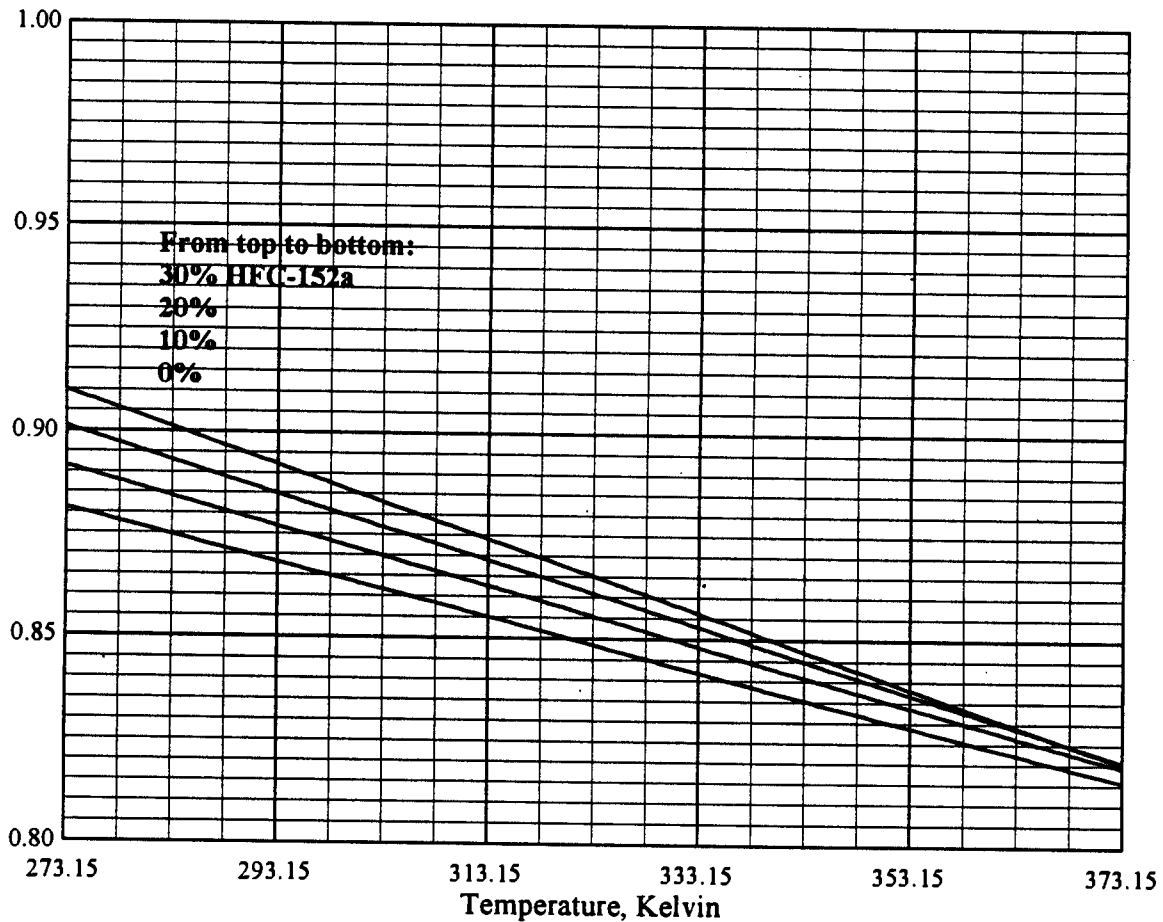
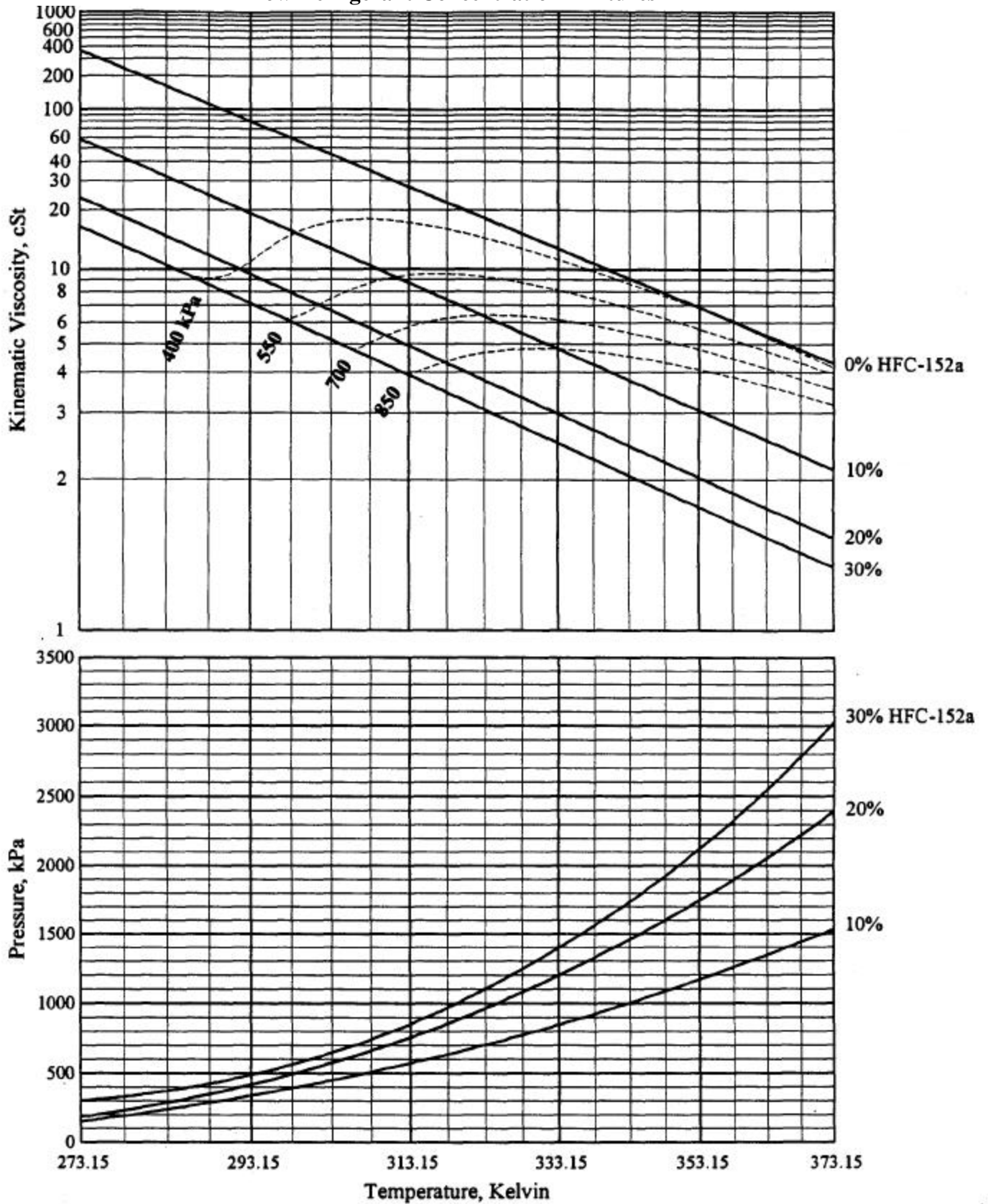


Figure 25-2: Viscosity and Solubility of HFC-152a/ISO 32 Alkylbenzene  
Low Refrigerant Concentration Mixtures



**Table 26-1: Viscosity, Solubility and Density Parameters  
HFC-152a/ISO 68 Alkylbenzene  
Low Refrigerant Concentration Mixtures**

Coefficient	Dynamic Viscosity (eq. 1)	Vapor Pressure (eq. 2)	Density (eq. 3)	Kinematic Viscosity (eq. 4)
$a_1$	1.19675E+1	1.09347E+3	1.05182	1.13194E+1
$a_2$	-4.70394	-6.83233	-6.14979E-4	-4.43675
$a_3$	0	1.07054E-2	-4.36432E-8	0
$a_4$	8.22647	-5.48908E+3	-9.40705E-2	6.34432
$a_5$	-4.20618	-7.64934E+1	1.79353E-3	-3.41681
$a_6$	0	3.68902E-1	-4.09246E-6	0
$a_7$	-2.90175E+1	1.82422E+5	2.36326	-2.89083E+1
$a_8$	1.29266E+1	-9.79742E+2	-1.47500E-2	1.28381E+1
$a_9$	0	1.13944	2.24327E-5	0
$\sigma$	0.999412	0.9992	0.9999	0.9992

**Figure 26-1: Density of HFC-152a/ISO 68 Alkylbenzene  
Low Refrigerant Concentration Mixtures**

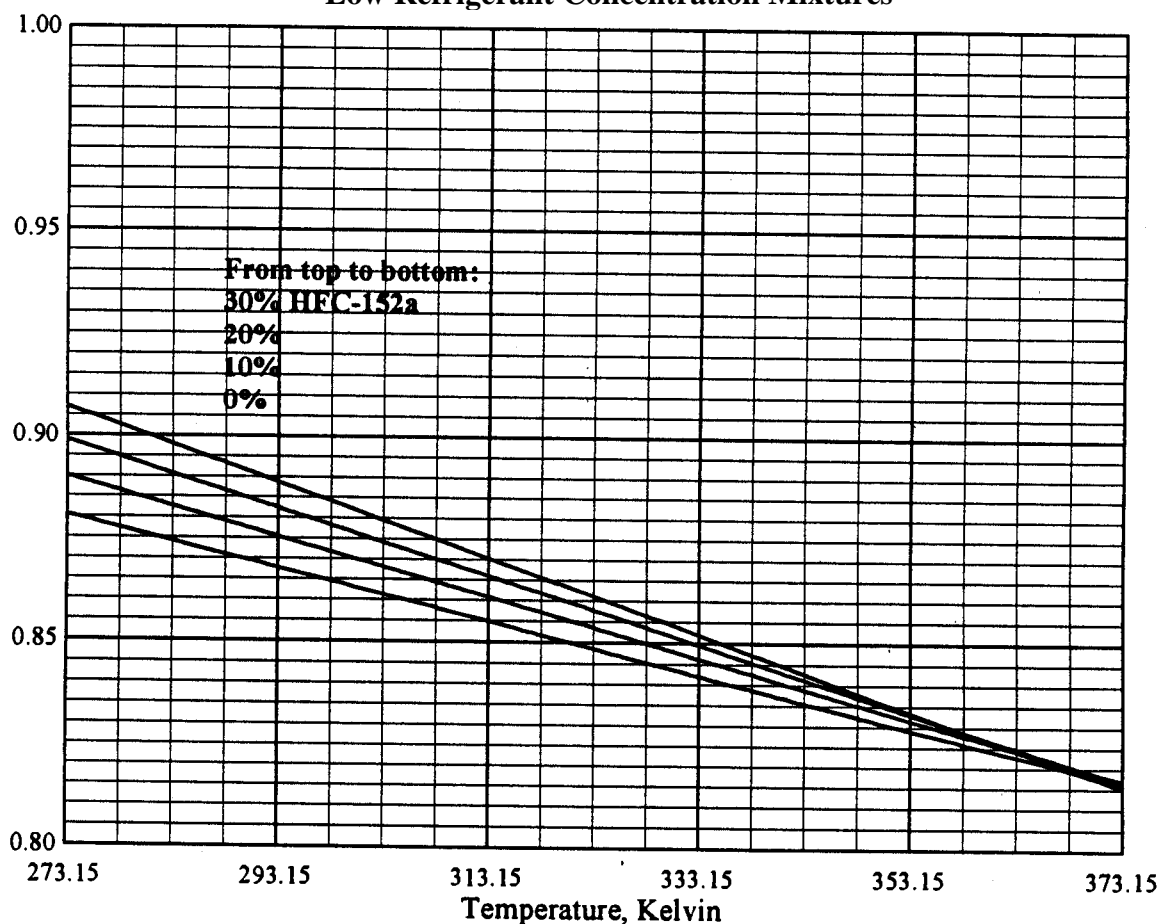
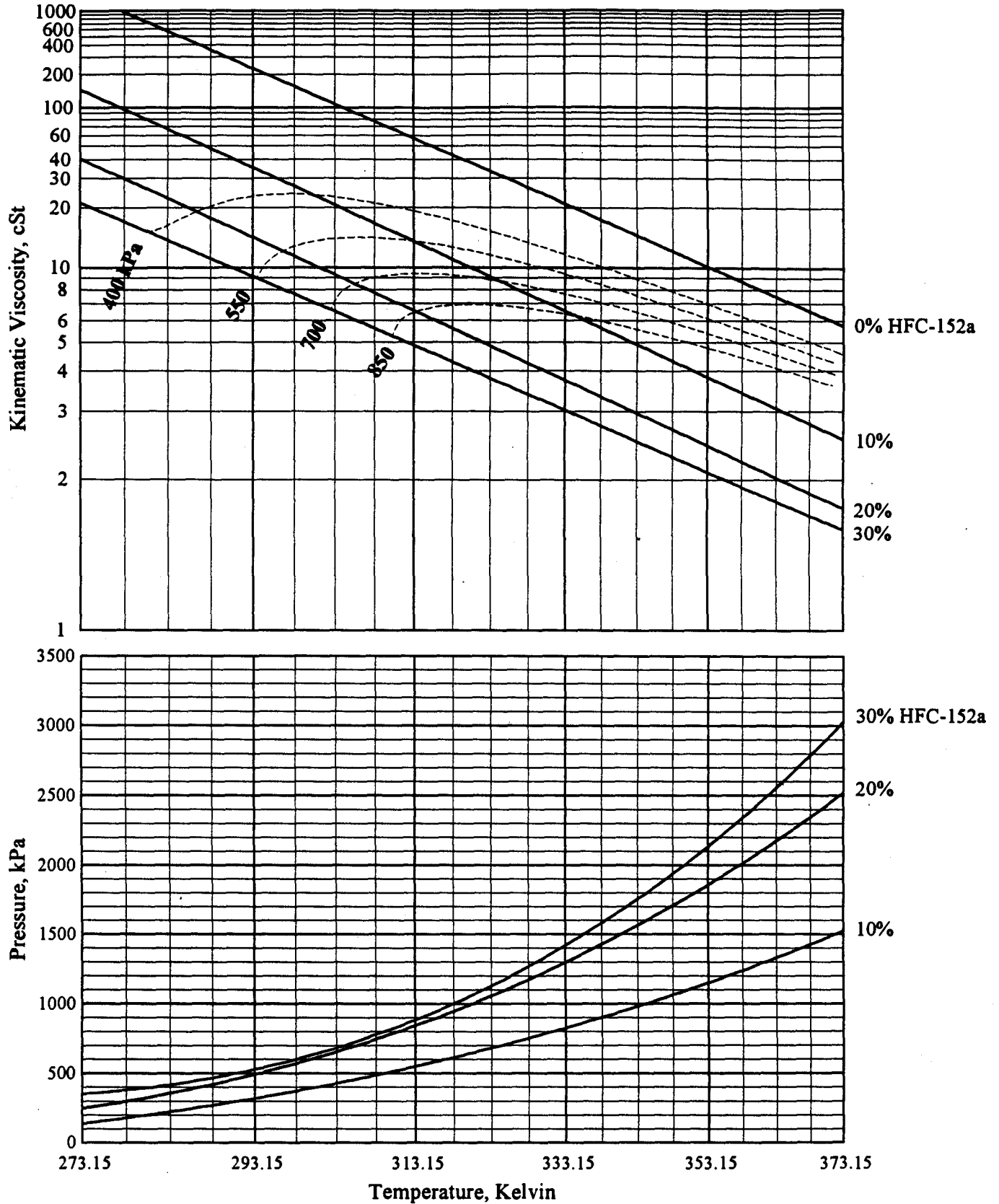


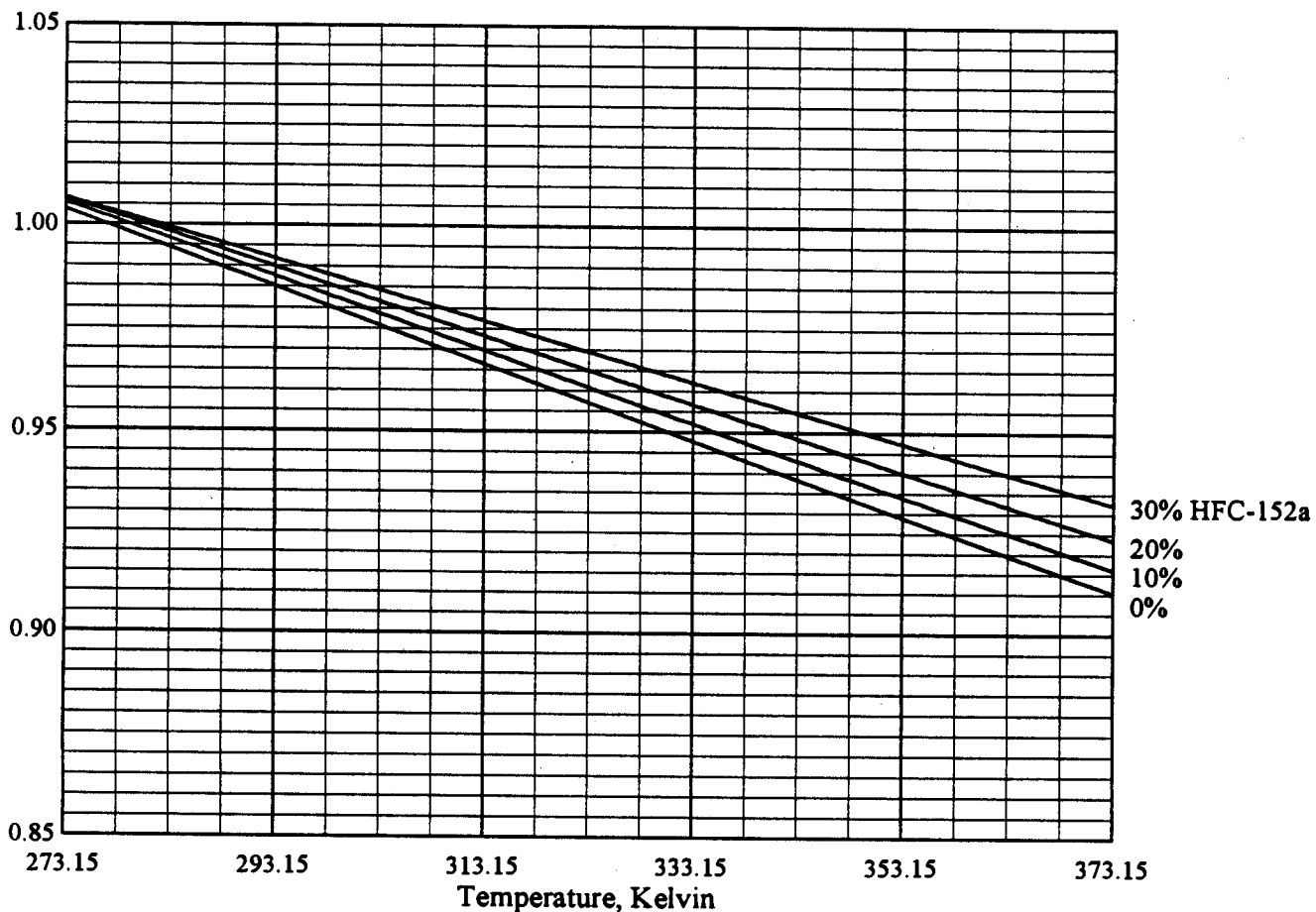
Figure 26-2: Viscosity and Solubility of HFC-152a/ISO 68 Alkylbenzene  
Low Refrigerant Concentration Mixtures



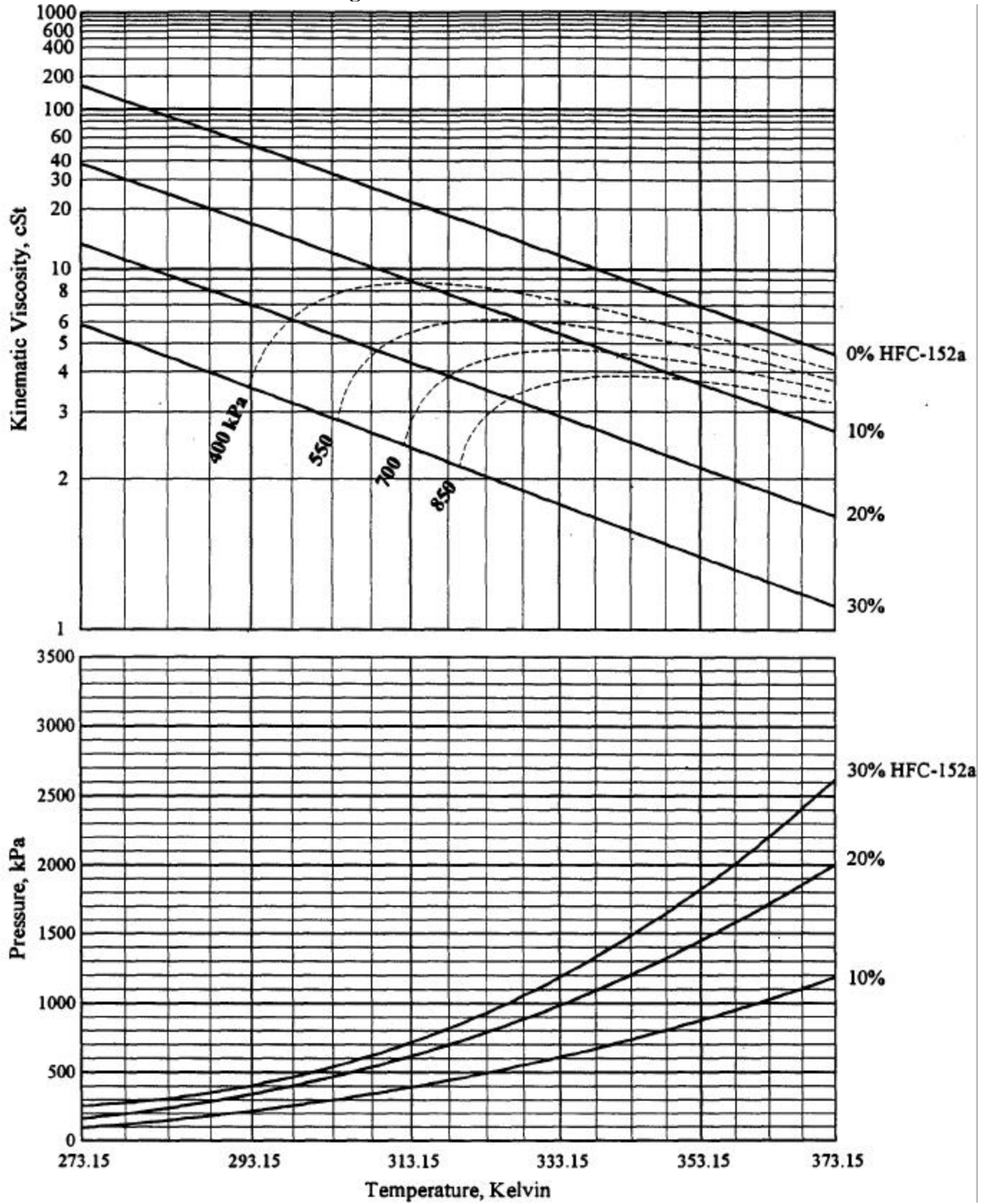
**Table 27-1: Viscosity, Solubility and Density Parameters  
HFC-152a/ISO 22 Pentaerythritol Ester Mixed Acid #1  
Low Refrigerant Concentration Mixtures**

Coefficient	Dynamic Viscosity (eq. 1)	Vapor Pressure (eq. 2)	Density (eq. 3)	Kinematic Viscosity (eq. 4)
$a_1$	9.34831	2.08407E+3	1.21524	9.08856
$a_2$	-3.69409	-1.37514E+1	-7.76844E-4	-3.58823
$a_3$	0	2.30728E-2	5.08831E-8	0
$a_4$	-9.75187E-1	-7.28207E+3	3.92383E-1	-3.05687
$a_5$	-1.71883E-1	-3.16923E+1	-1.76011E-3	6.66697E-1
$a_6$	0	2.17743E-1	1.22764E-6	0
$a_7$	8.32495	1.62326E+5	-1.40893E-2	9.54594
$a_8$	-3.46694	-9.38255E+2	-9.13855E-4	-3.93330
$a_9$	0	1.27630	3.11003E-6	0
$\sigma$	0.9995	0.9999	0.9999	0.9996

**Figure 27-1: Density of HFC-152a/ISO 22 Pentaerythritol Ester Mixed Acid #1  
Low Refrigerant Concentration Mixtures**



**Figure 27-2: Viscosity and Solubility of HFC-152a/ISO 22 Pentaerythritol Ester Mixed Acid #1  
Low Refrigerant Concentration Mixtures**





**Table 27-2: Viscosity, Solubility and Density Parameters  
HFC-152a/ISO 22 Pentaerythritol Ester Mixed Acid #1  
High Refrigerant Concentration Mixtures**

Coefficient	Kinematic Viscosity (eq. 9)	Vapor Pressure (eq. 10)	Density (eq. 11)
$a_1$	-9.61738E-1	6.09749	1.28265
$a_2$	07.87807E+1	-8.45205E+2	-1.90754E-5
$a_3$	4.50588E+4	-4.35412E+4	-4.21920E-6
$\sigma_{100}$	0.9999	0.9999	0.9998
$a_4$	-1.45786	7.45276	1.31553
$a_5$	1.44591E+2	-1.62786E+3	-4.53452E-4
$a_6$	2.84880E+4	6.83450E+4	-2.97266E-6
$\sigma_{90}$	0.9998	0.9996	0.9999
$a_7$	-1.22347	7.47852	1.32687
$a_8$	8.89346E+1	-1.63906E+3	-7.17882E-4
$a_9$	4.06046E+4	6.86623E+4	-2.06707E-6
$\sigma_{80}$	0.9999	0.9996	0.9999

**Figure 27-3: Density of HFC-152a/ISO 22 Pentaerythritol Ester Mixed Acid #1  
High Refrigerant Concentration Mixtures**

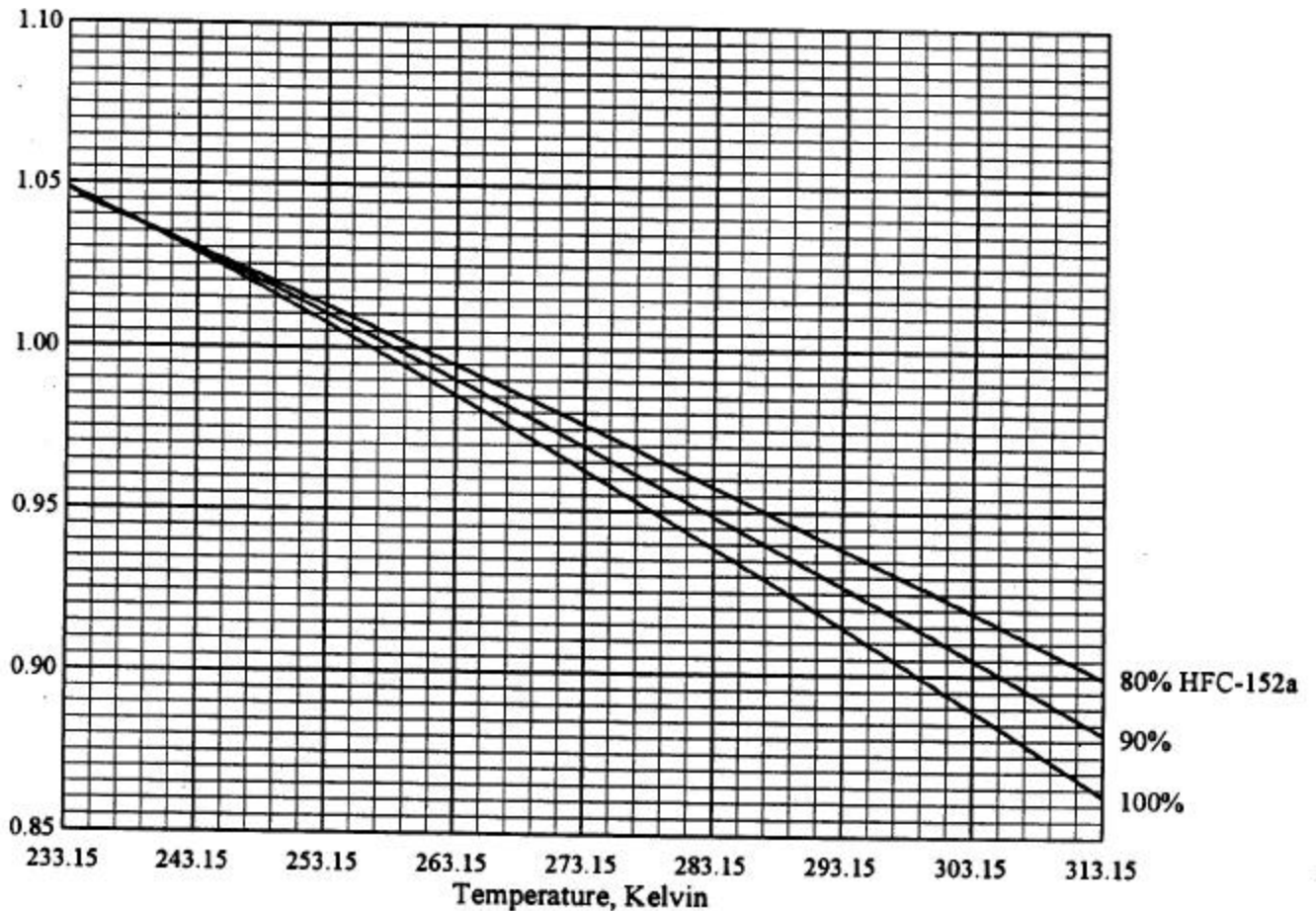
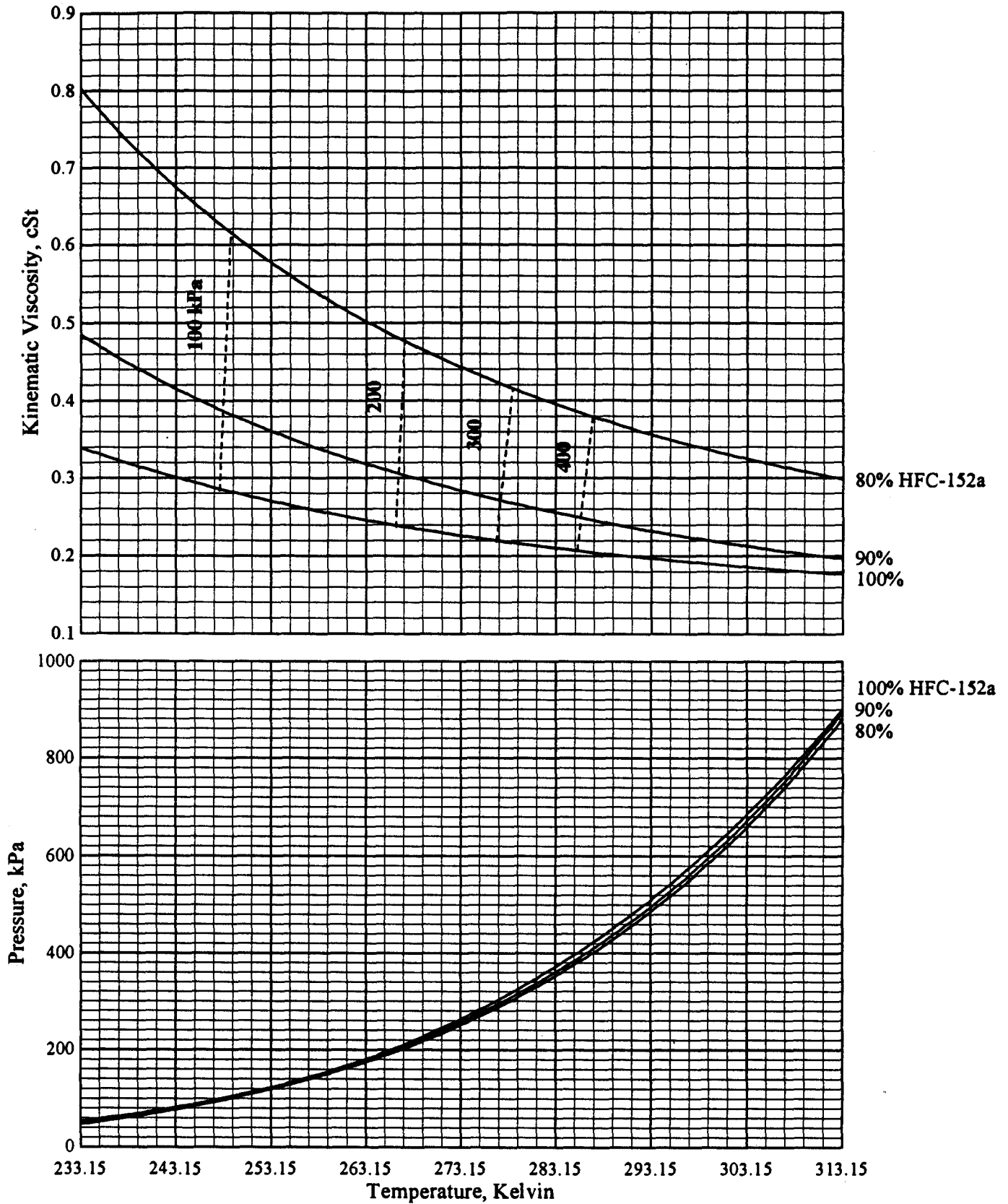


Figure 27-4: Viscosity and Solubility of HFC-152a/ISO 22 Pentaerythritol Ester Mixed Acid #1 High Refrigerant Concentration Mixtures



**Table 28-1: Viscosity, Solubility and Density Parameters  
HFC-152a/ISO 68 Pentaerythritol Ester Mixed Acid #1  
Low Refrigerant Concentration Mixtures**

Coefficient	Dynamic Viscosity (eq. 1)	Vapor Pressure (eq. 2)	Density (eq. 3)	Kinematic Viscosity (eq. 4)
a <sub>1</sub>	1.00502E+1	1.34075E+3	1.29635	9.75432
a <sub>2</sub>	-3.92525	-8.41681	-1.47106E-3	-3.80427
a <sub>3</sub>	0	1.31424E-2	1.18369E-6	0
a <sub>4</sub>	2.38182	1.51869E+4	-1.37488	1.20647
a <sub>5</sub>	-1.64650	-1.84082E+2	9.62094E-3	-1.16896
a <sub>6</sub>	0	4.80921E-1	-1.62914E-5	0
a <sub>7</sub>	-1.07135E+1	7.85982E+4	5.47544	-1.15568E+1
a <sub>8</sub>	4.28814	-3.79699E+2	-3.63990E-2	4.64500
a <sub>9</sub>	0	3.33963E-1	5.90968E-5	0
s	0.9997	0.9998	0.9992	0.9998

**Figure 28-1: Density of HFC-152a/ISO 68 Pentaerythritol Ester Mixed Acid #1  
Low Refrigerant Concentration Mixtures**

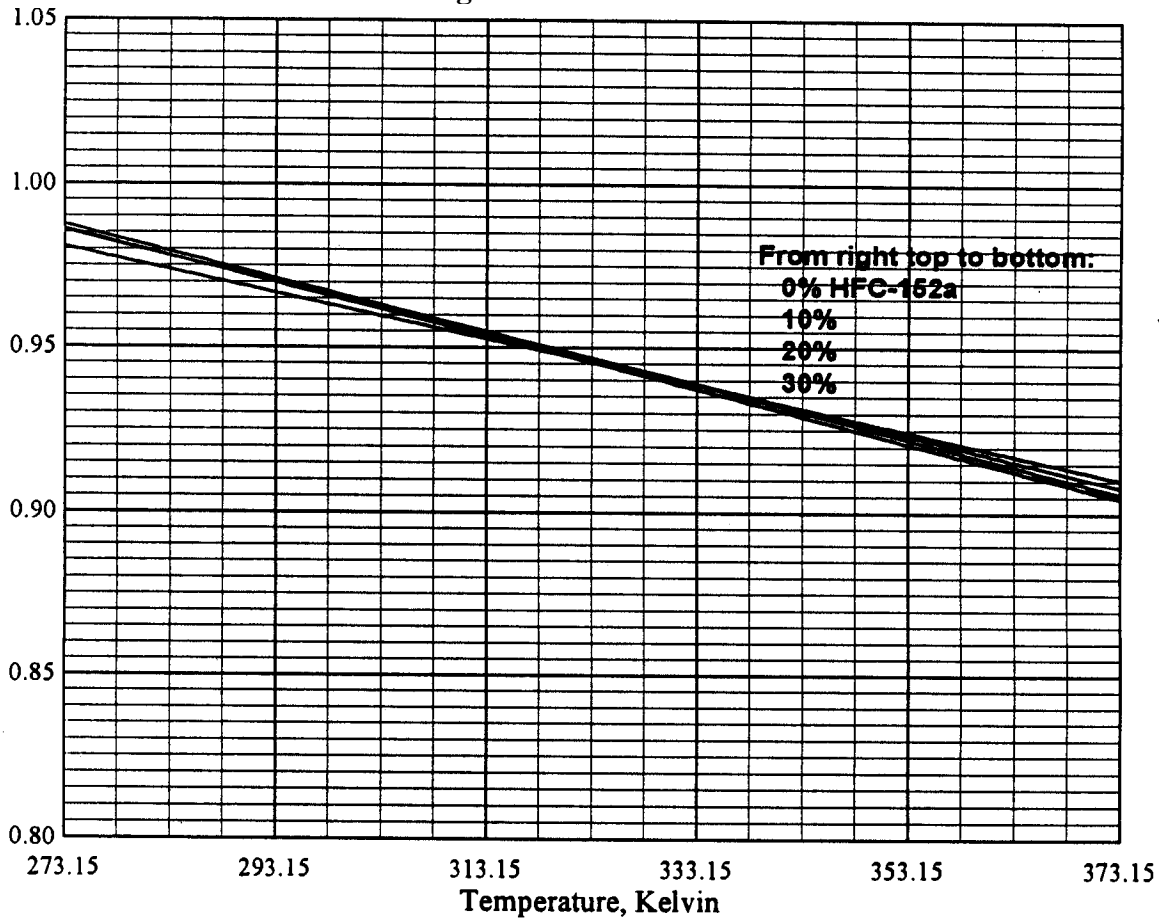
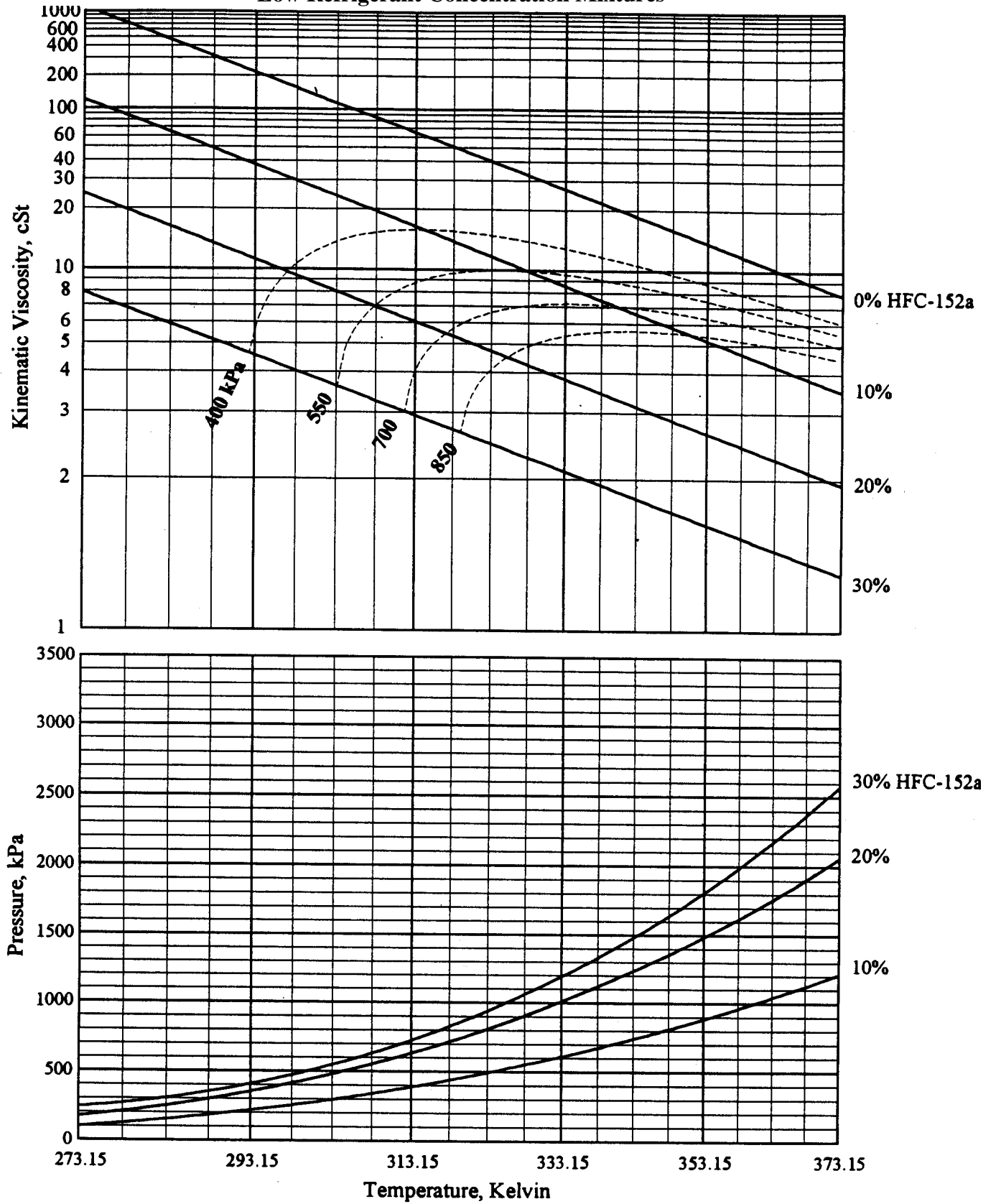


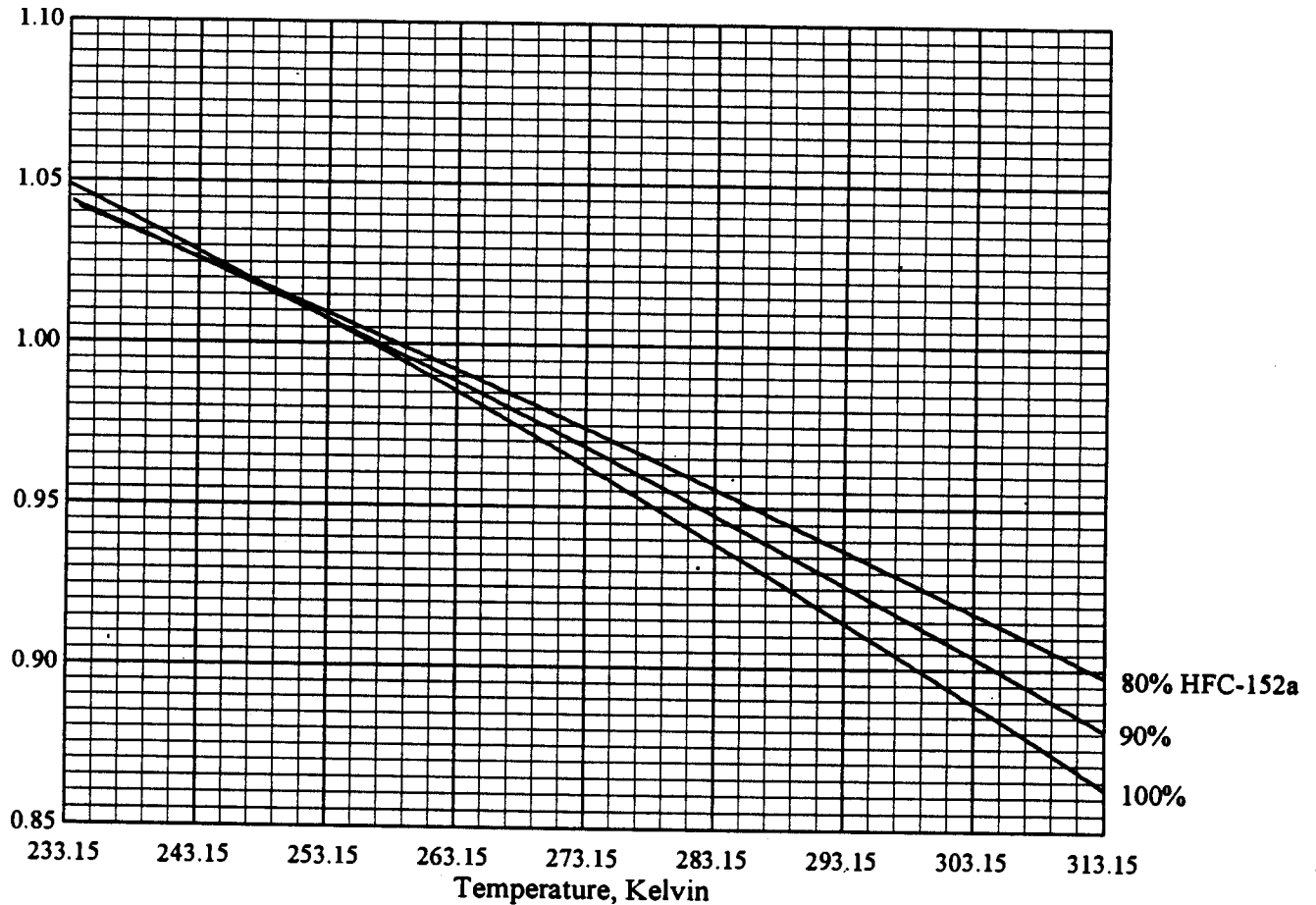
Figure 28-2: Viscosity and Solubility of HFC-152a/ISO 68 Pentaerythritol Ester Mixed Acid #1  
 Low Refrigerant Concentration Mixtures



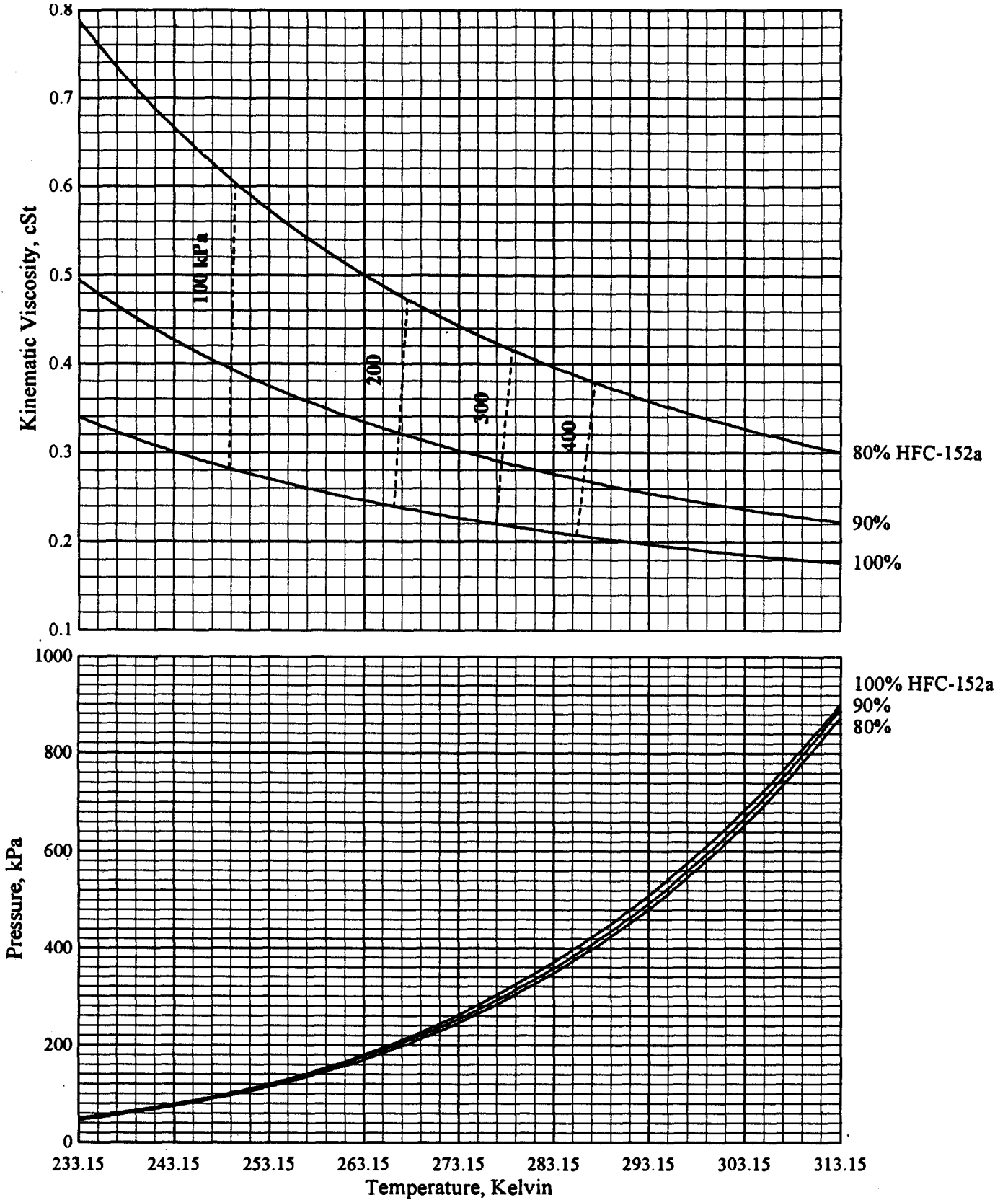
**Table 28-2: Viscosity, Solubility and Density Parameters  
HFC-152a/ISO 68 Pentaerythritol Ester Mixed Acid #1  
High Refrigerant Concentration Mixtures**

Coefficient	Kinematic Viscosity (eq. 9)	Vapor Pressure (eq. 10)	Density (eq. 11)
$a_1$	-9.61738E-1	6.09749	1.28265
$a_2$	07.87807E+1	-8.45205E+2	-1.90754E-5
$a_3$	4.50588E+4	-4.35412E+4	-4.21920E-6
$\sigma_{100}$	0.9999	0.9999	0.9998
$a_4$	-9.56879E-1	7.26541	1.24398
$a_5$	-7.03968E+1	-1.51501E+3	2.08355E-5
$a_6$	5.18251E+4	5.12258E+4	-3.76891E-6
$\sigma_{90}$	0.9991	0.9995	0.9999
$a_7$	-1.28532	7.21459	1.29589
$a_8$	1.31797E+2	-1.47977E+3	-5.42068E-4
$a_9$	3.35145E+4	4.43555E+4	-2.32717E-6
$\sigma_{80}$	0.9999	0.9995	0.9999

**Figure 28-3: Density of HFC-152a/ISO 68 Pentaerythritol Ester Mixed Acid #1  
High Refrigerant Concentration Mixtures**



**Figure 28-4: Viscosity and Solubility of HFC-152a/ISO 68 Pentaerythritol Ester Mixed Acid #1 High Refrigerant Concentration Mixtures**



**Table 29-1: Viscosity, Solubility and Density Parameters  
HFC-143a/ISO 22 Pentaerythritol Ester Mixed Acid #2  
Low Refrigerant Concentration Mixtures**

Coefficient	Dynamic Viscosity (eq. 1)	Vapor Pressure (eq. 2)	Density (eq. 3)	Kinematic Viscosity (eq. 4)
$a_1$	8.70907	1.55440E+4	1.15129	8.57249
$a_2$	-3.43602	-1.00000E+2	-3.56515E-4	-3.38037
$a_3$	0	1.60348E-1	-5.43603E-7	0
$a_4$	6.83488	-3.97046E+4	2.38394	3.34158
$a_5$	-3.33965	1.07547E+2	-1.23216E-2	-1.93524
$a_6$	0	1.64293E-1	1.54428E-5	0
$a_7$	-2.25721E+1	8.14263E+4	-2.05536	-1.13610E+1
$a_8$	9.39030	-3.28549E+2	5.05033E-3	4.86169
$a_9$	0	7.63833E-2	5.88808E-6	0
$\sigma$	0.9991	0.9995	0.9986	0.9993

**Figure 29-1: Density of HFC-143a/ISO 22 Pentaerythritol Ester Mixed Acid #2  
Low Refrigerant Concentrations**

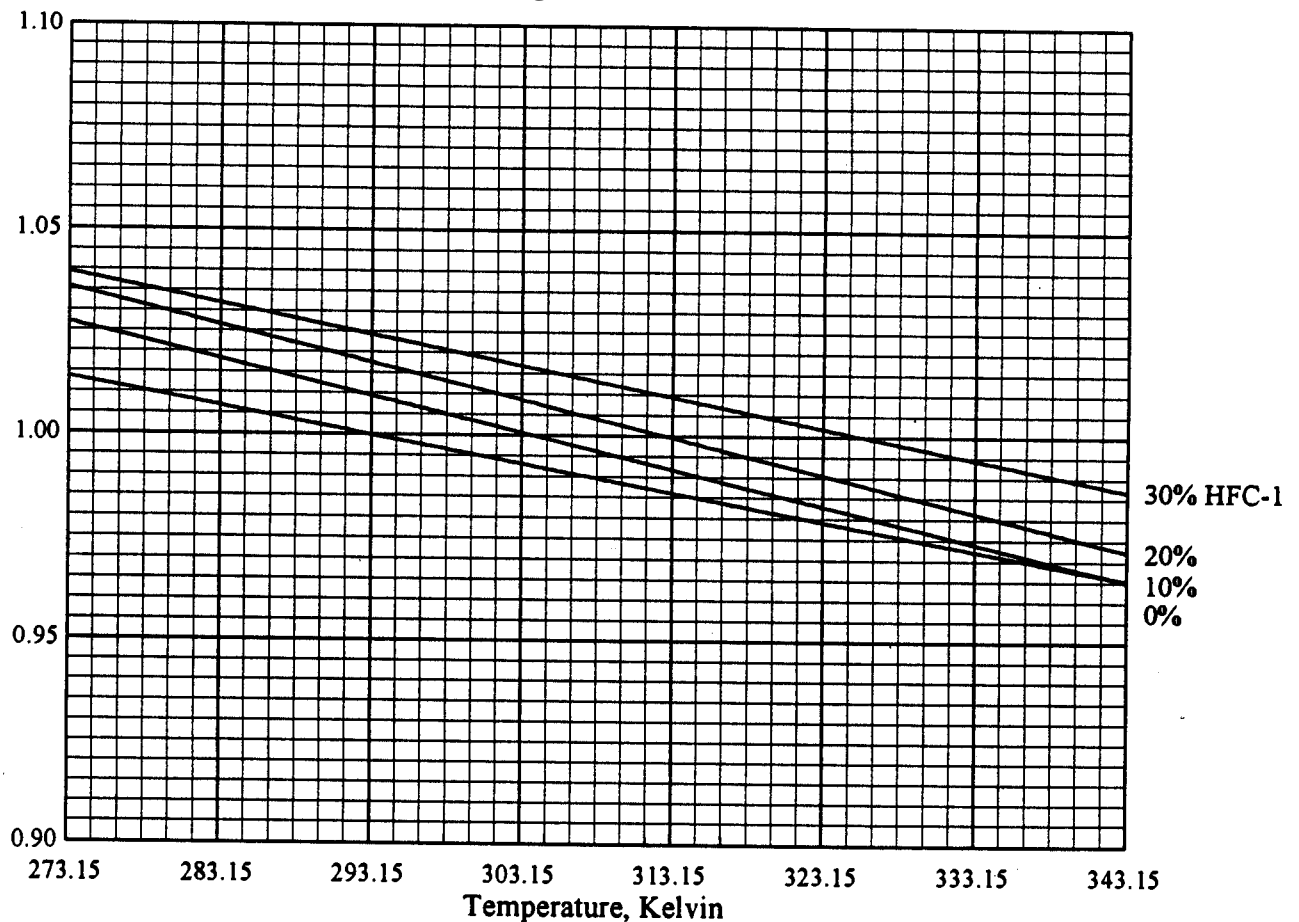
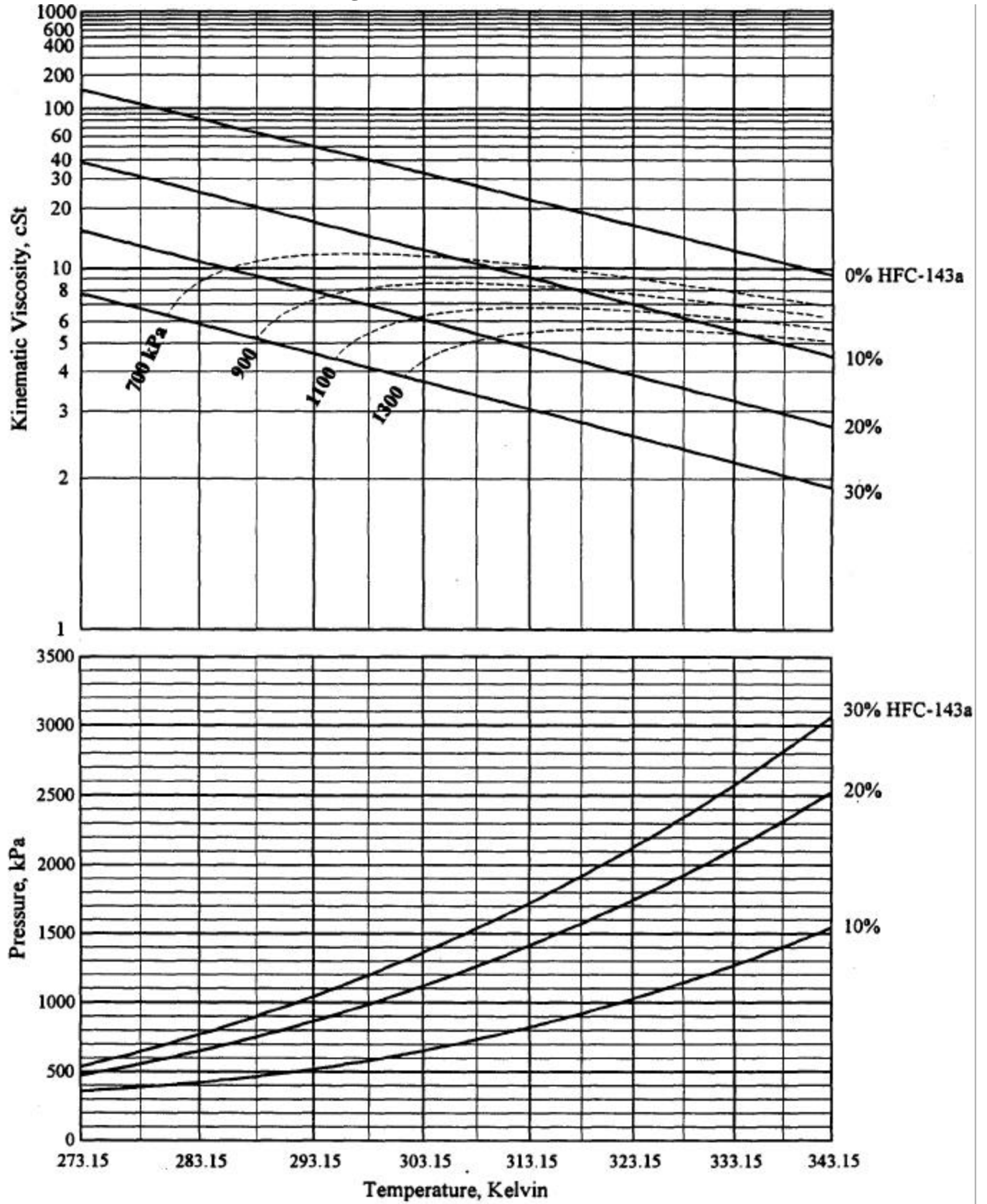


Figure 29-2: Viscosity and Solubility of HFC-143a/ISO 22 Pentaerythritol Ester Mixed Acid #2 Low Refrigerant Concentration Mixtures





**Table 30-1: Viscosity, Solubility and Density Parameters  
HFC-143a/ISO 68 Pentaerythritol Ester Mixed Acid #2  
Low Refrigerant Concentration Mixtures**

Coefficient	Dynamic Viscosity (eq. 1)	Vapor Pressure (eq. 2)	Density (eq. 3)	Kinematic Viscosity (eq. 4)
$a_1$	8.42333	2.31004E+4	1.13389	8.24160
$a_2$	-3.26823	-1.51362E+2	-0.424932E-4	-3.19359
$a_3$	0	2.47217E-1	-0.419997E-7	0
$a_4$	1.92187E+1	1.17909E+4	4.13966	1.82009E+1
$a_5$	-8.17957	-2.32517E+2	-0.239383E-2	-7.77015
$a_6$	0	7.27220E-1	0.351647E-5	0
$a_7$	-5.55205E+1	-1.20239E+5	-6.99448	-5.21213E+1
$a_8$	2.25800E+1	9.91826E+2	0.373716E-2	2.11973E+1
$a_9$	0	-2.07634	-0.471951E-5	0
$\sigma$	0.9990	0.9983	0.9984	0.9990

**Figure 30-1: Density of HFC-143a/ISO 68 Pentaerythritol Ester Mixed Acid #2  
Low Refrigerant Concentrations**

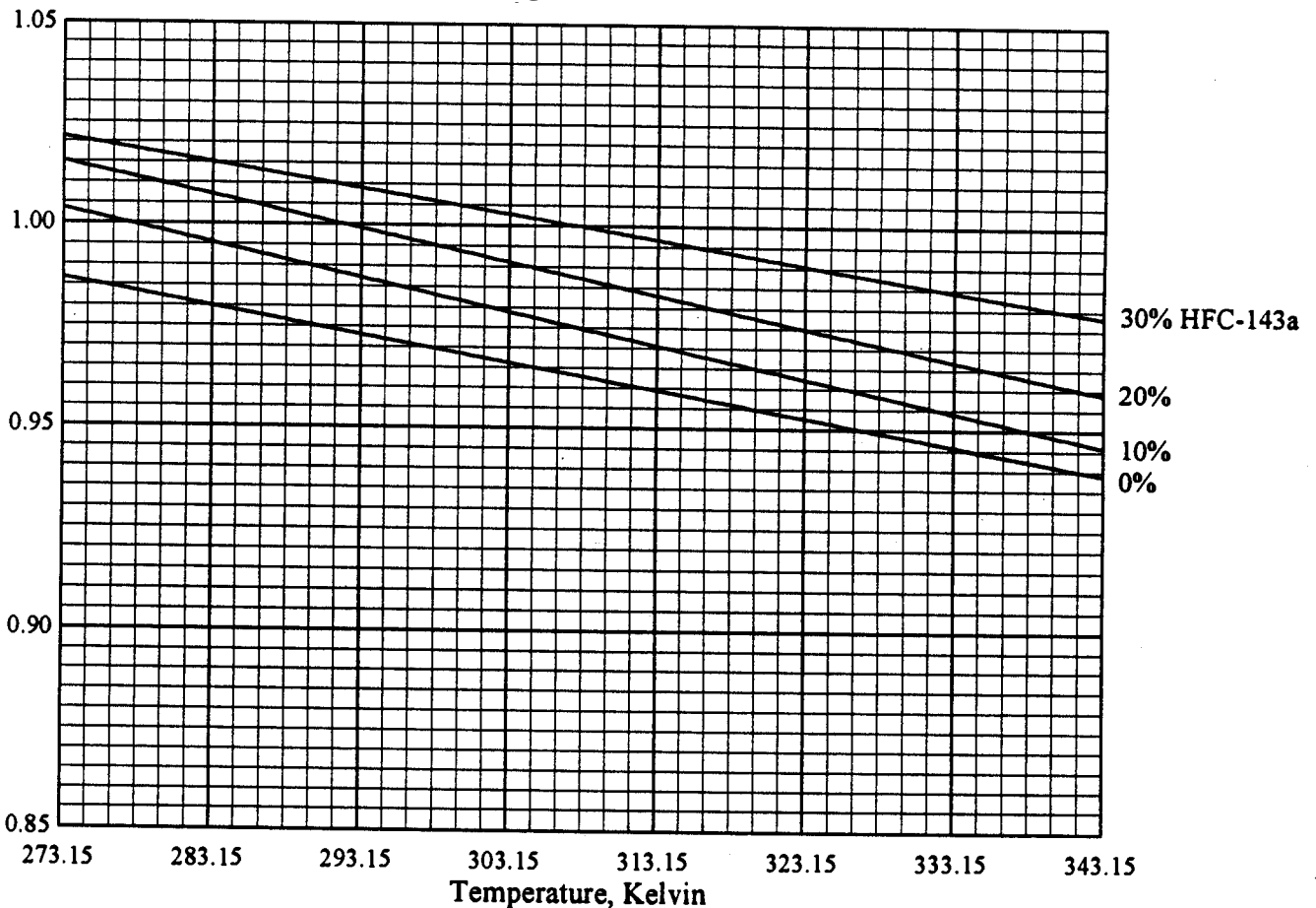
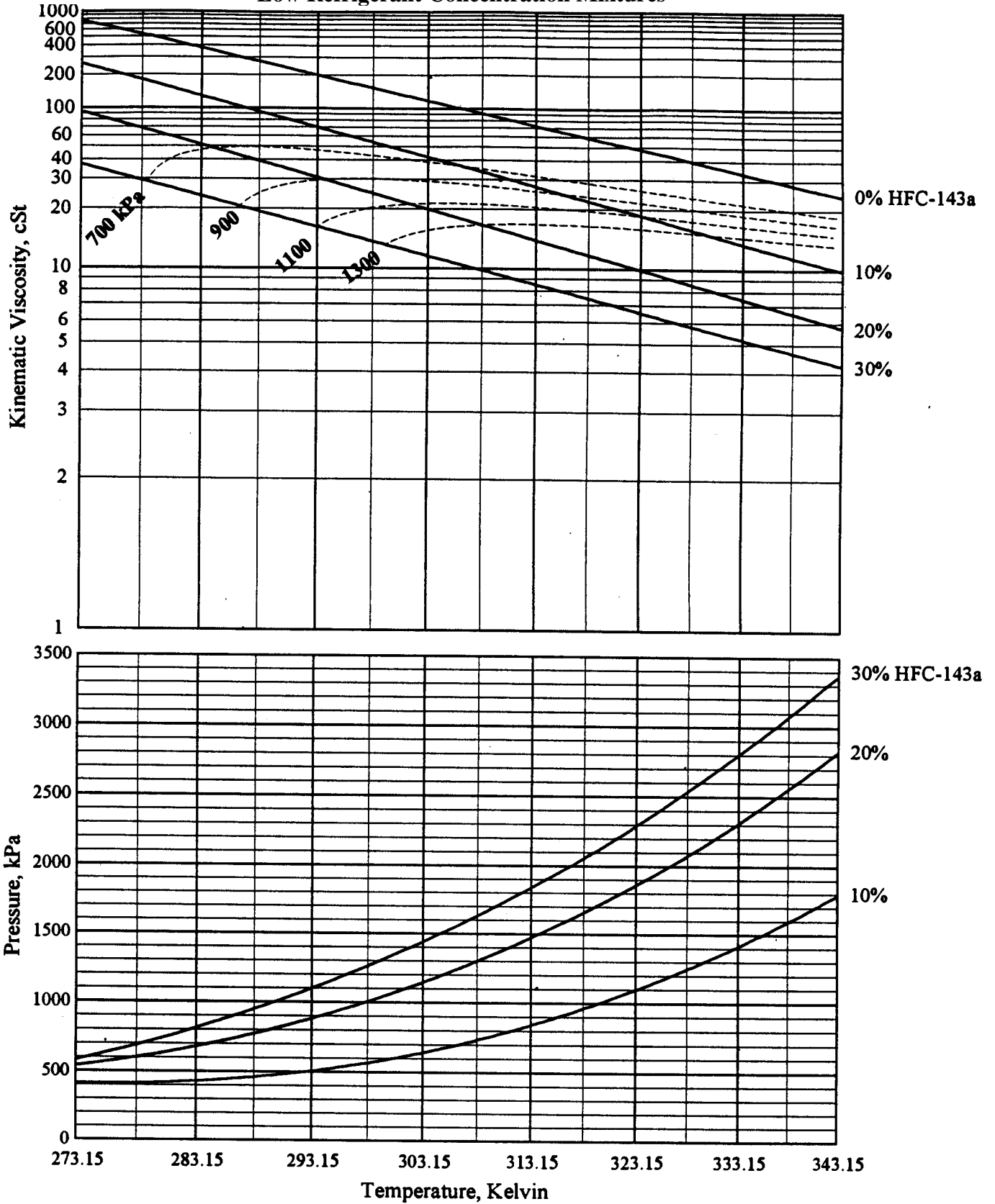


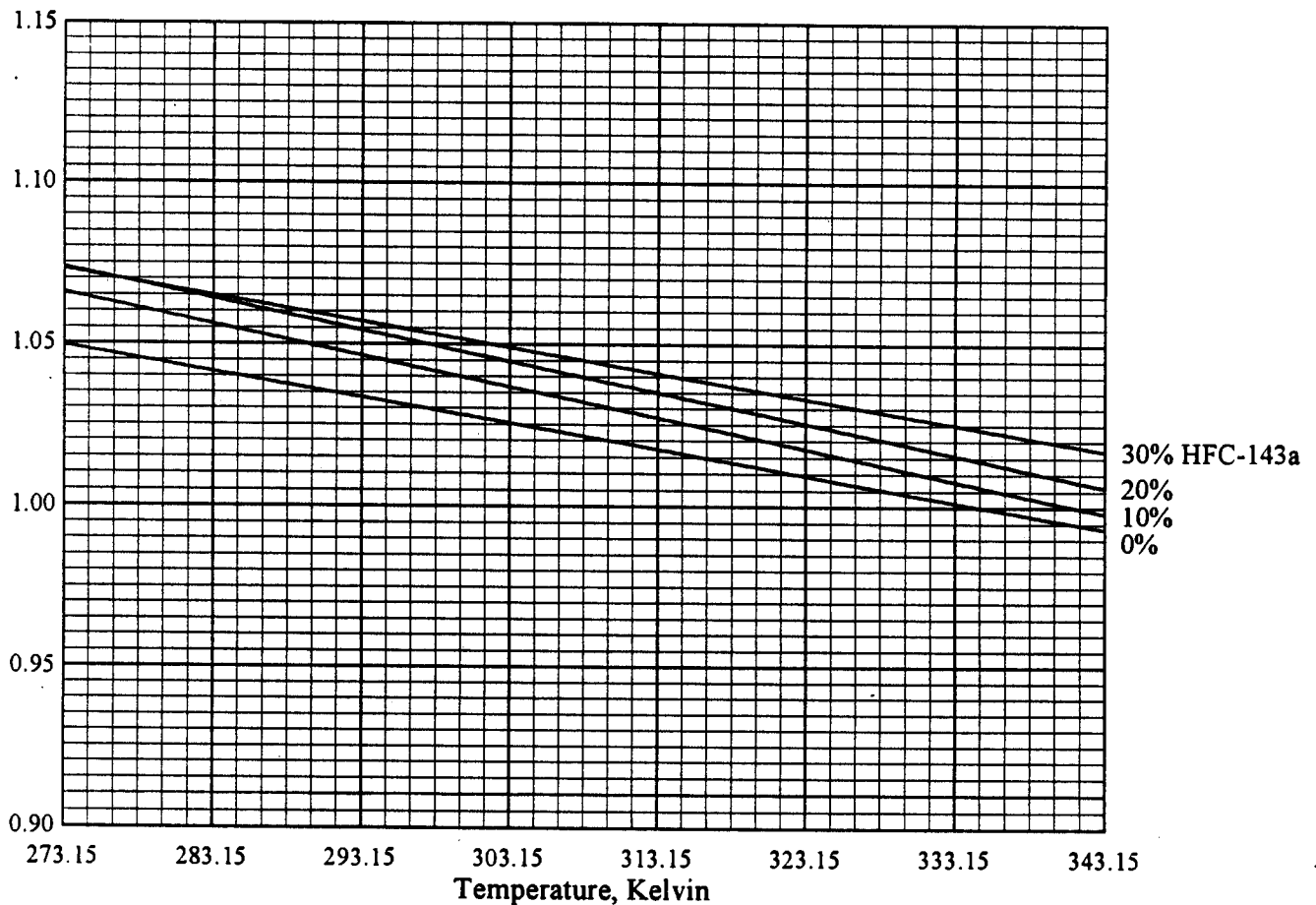
Figure 30-2: Viscosity and Solubility of HFC-143a/ISO 68 Pentaerythritol Ester Mixed Acid #2  
 Low Refrigerant Concentration Mixtures



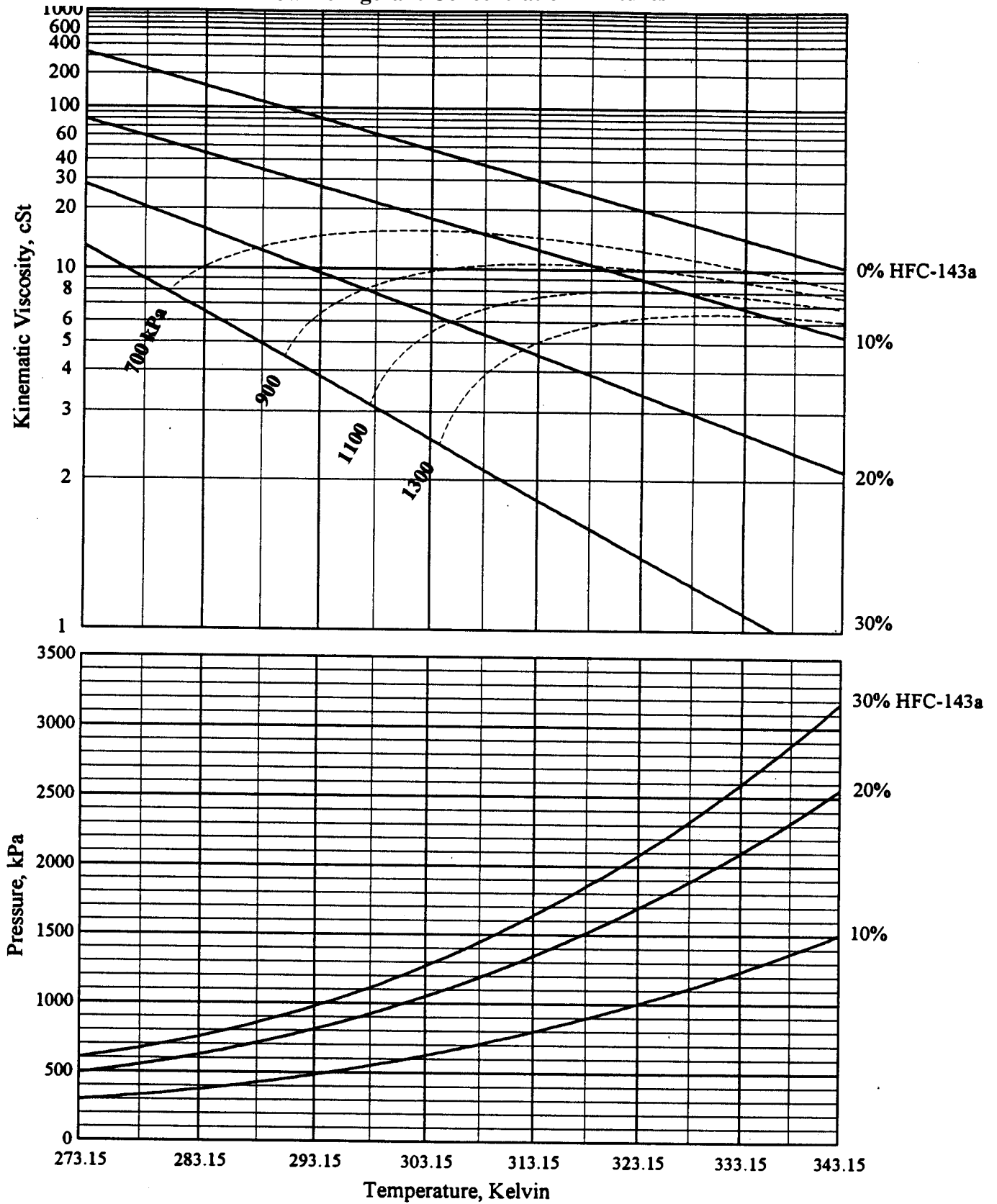
**Table 31-1: Viscosity, Solubility and Density Parameters  
HFC-143a/ISO 32 Pentaerythritol Ester Branched Acid  
Low Refrigerant Concentration Mixtures**

Coefficient	Dynamic Viscosity (eq. 1)	Vapor Pressure (eq. 2)	Density (eq. 3)	Kinematic Viscosity (eq. 4)
a <sub>1</sub>	9.91137	2.10608E+3	1.49868	9.79374
a <sub>2</sub>	-3.90158	-1.39129E+1	-2.30159E-3	-3.85512
a <sub>3</sub>	0	2.29279E-2	2.43288E-6	0
a <sub>4</sub>	-13.9374E+1	8.57706E+4	6.02706	-1.47764E+1
a <sub>5</sub>	5.22368	-6.97759E+2	-3.60189E-2	5.55615
a <sub>6</sub>	0	1.44812	5.44274E-5	0
a <sub>7</sub>	144.474E+2	-3.50224E+4	-2.02656E+1	1.47964E+2
a <sub>8</sub>	-59.1881E+1	3.95537E+2	1.22895E-1	-6.06214E+1
a <sub>9</sub>	0	-1.03526	-1.85984E-4	0
σ	0.9997	0.9997	0.9986	0.9997

**Figure 31-1: Density of HFC-143a/ISO 32 Pentaerythritol Ester Branched Acid  
Low Refrigerant Concentrations**



**Figure 31-2: Viscosity and Solubility of HFC-143a/ISO 32 Pentaerythritol Ester Branched Acid  
Low Refrigerant Concentration Mixtures**



**Table 32-1: Viscosity, Solubility and Density Parameters  
HFC-143a/ISO 100 Pentaerythritol Ester Branched Acid  
Low Refrigerant Concentration Mixtures**

Coefficient	Dynamic Viscosity (eq. 1)	Vapor Pressure (eq. 2)	Density (eq. 3)	Kinematic Viscosity (eq. 4)
$a_1$	8.13798	1.21903E+4	1.22160	8.05163
$a_2$	-3.13869	-7.90886E+1	-3.84463E-4	-3.10540
$a_3$	0	1.27867E-1	-6.02926E-7	0
$a_4$	3.04238E+1	-8.69998E+4	-1.83435	3.01433E+1
$a_5$	-1.28972E+1	4.47799E+2	1.47001E-2	-1.27907E+1
$a_6$	0	-4.44506E-1	-2.78500E-5	0
$a_7$	-4.65286E+1	5.30032E+5	2.01291E+1	-4.37334E+1
$a_8$	1.89797E+1	-3.43937E+3	-1.39856E-1	1.78318E+1
$a_9$	0	5.46602	2.42034E-4	0
$\sigma$	0.9996	0.9977	0.9956	0.9995

**Figure 32-1: Density of HFC-143a/ISO 100 Pentaerythritol Ester Branched Acid  
Low Refrigerant Concentrations**

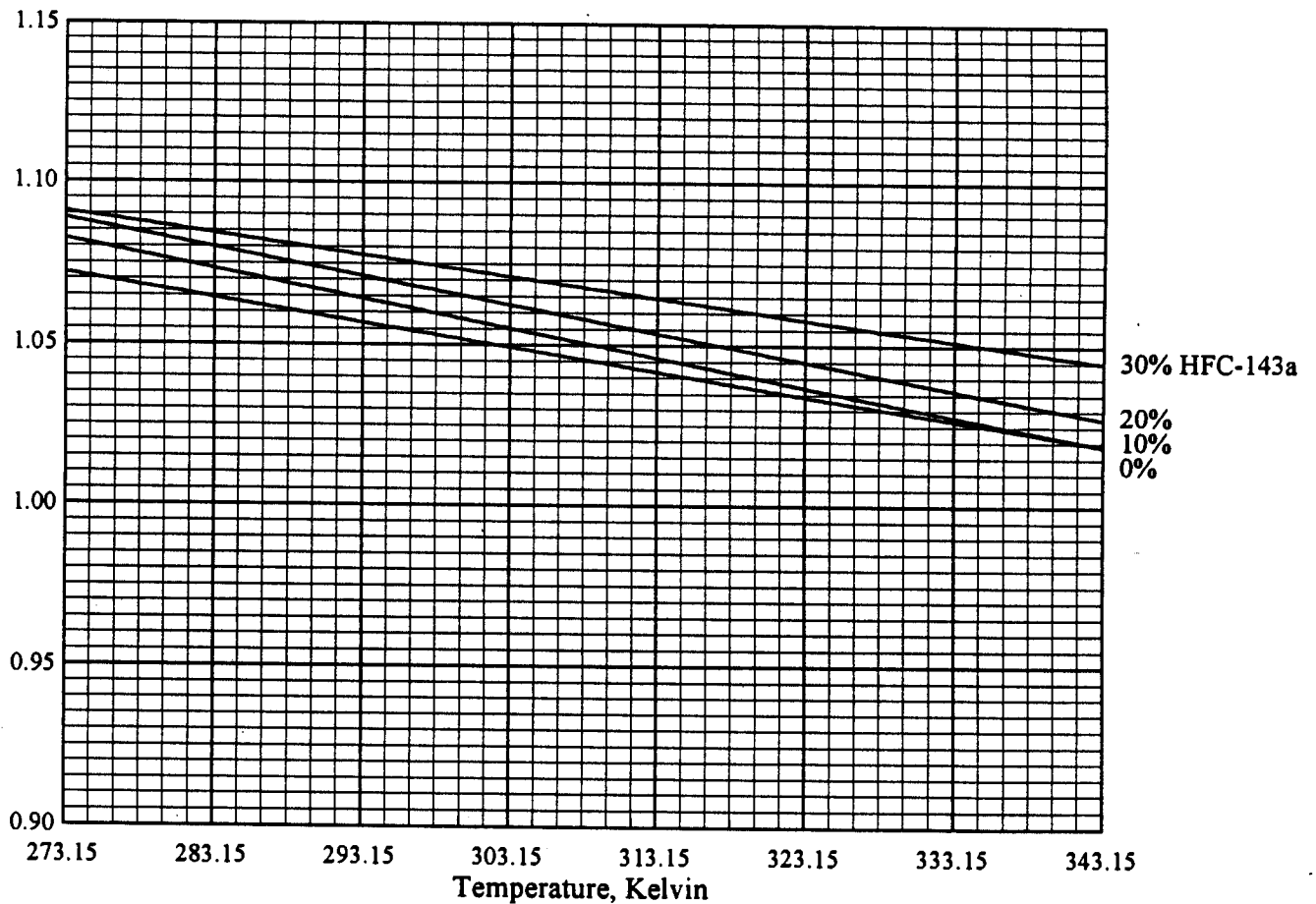
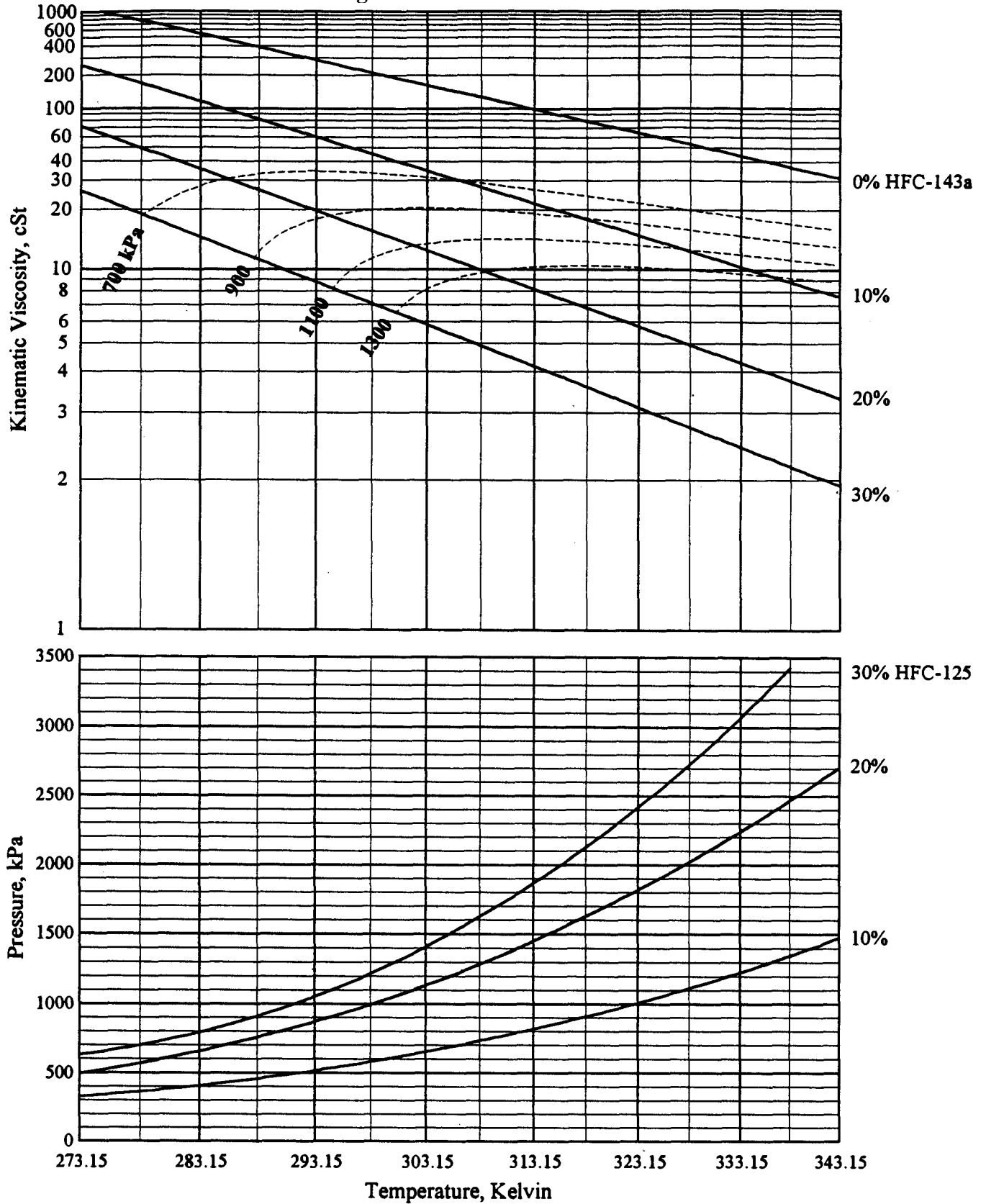


Figure 32-2: Viscosity and Solubility of HFC-143a/ISO 100 Pentaerythritol Ester Branched Acid  
Low Refrigerant Concentration Mixtures



**Table 33-1: Viscosity, Solubility and Density Parameters  
 HCFC-124/ISO 32 Alkylbenzene  
 Low Refrigerant Concentration Mixtures**

Coefficient	Dynamic Viscosity (eq. 1)	Vapor Pressure (eq. 2)	Density (eq. 3)	Kinematic Viscosity (eq. 4)
$a_1$	1.17196E+1	5.69555E+2	1.01585	1.09631E+1
$a_2$	-4.63855	-3.54954	-3.82592E-4	-4.32666
$a_3$	0	5.49783E-3	-4.14279E-7	0
$a_4$	-1.14674E+1	2.30823E+4	1.75319	-1.09298E+1
$a_5$	4.08853	-1.90958E+2	-8.07066E-3	3.87616
$a_6$	0	3.96815E-1	1.11027E-5	0
$a_7$	2.45761E+1	-2.72026E+4	-3.78158	2.45076E+1
$a_8$	-9.36660	2.22581E+2	2.44315E-2	-9.39999
$a_9$	0	-4.59567E-1	-3.77985E-5	0
$\sigma$	0.9994	0.9998	0.9999	0.9993

**Figure 33-1: Density of HCFC-124/ISO 32 Alkylbenzene  
 Low Refrigerant Concentration Mixtures**

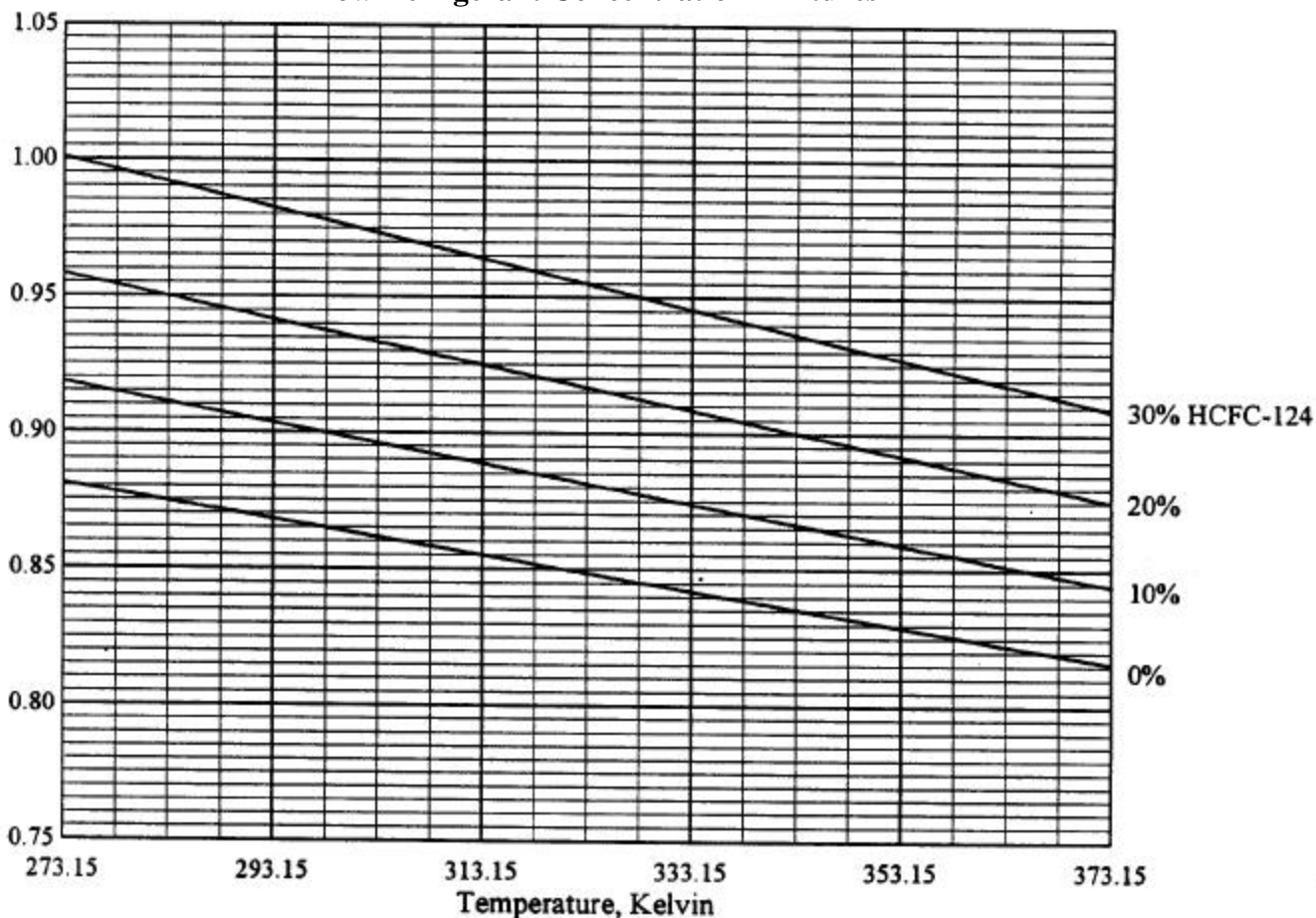
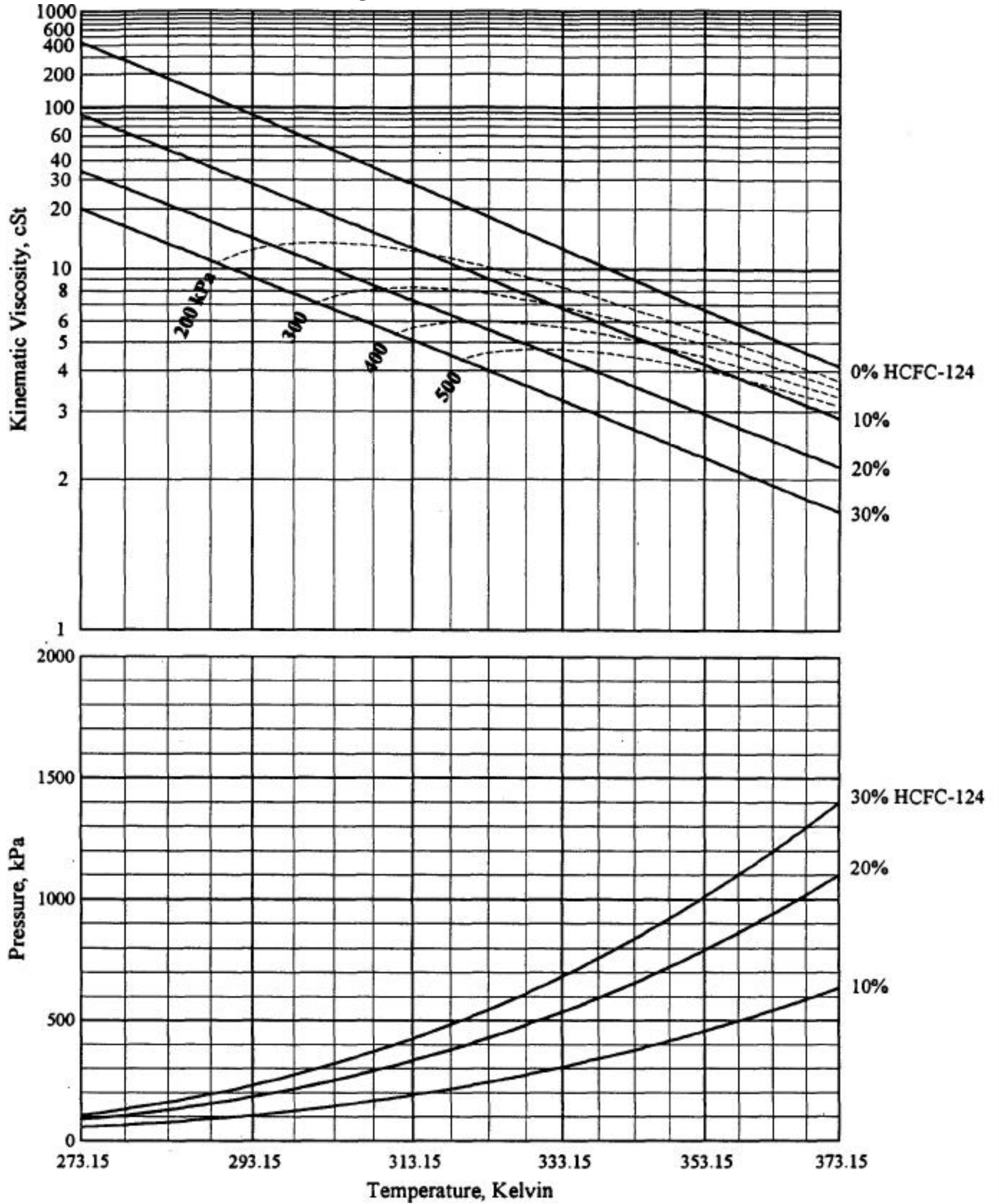


Figure 33-2: Viscosity and Solubility. of HCFC-124/ISO 32 Alkylbenzene  
Low Refrigerant Concentration Mixtures





**Table 33-2: Viscosity, Solubility and Density Parameters  
 HCFC-124/ISO 32 Alkylbenzene  
 High Refrigerant Concentration Mixtures**

Coefficient	Dynamic Viscosity (eq. 5)	Vapor Pressure (eq. 6)	Density (eq. 7)	Kinematic Viscosity (eq. 8)
$a_1$	-3.68647	2.71182	-1.49260E-1	-5.41492
$a_2$	3.21173E+3	2.18481E+2	-5.78507E-1	4.19273E+3
$a_3$	-3.19486E+5	-1.51604E+5	4.35960	-3.97399E+5
$a_4$	-5.89869	4.00013	1.54625	-5.16263
$a_5$	-1.16627E+3	-9.07666E+2	-1.41707	-1.33426E+3
$a_6$	2.07867E+5	6.37526E+4	-6.86982	1.06022E+5
$a_7$	7.45226	2.93444	-4.19460E-1	9.26341
$a_8$	-1.50833E+3	-2.22936E+3	3.74450	-2.78201E+3
$a_9$	8.97192E+4	3.29984E+5	1.64363	3.22314E+5
$\sigma$	0.9928	0.9989	0.9999	0.9937

**Figure 33-3: Density of HCFC-124/ISO 32 Alkylbenzene  
 High Refrigerant Concentration Mixtures**

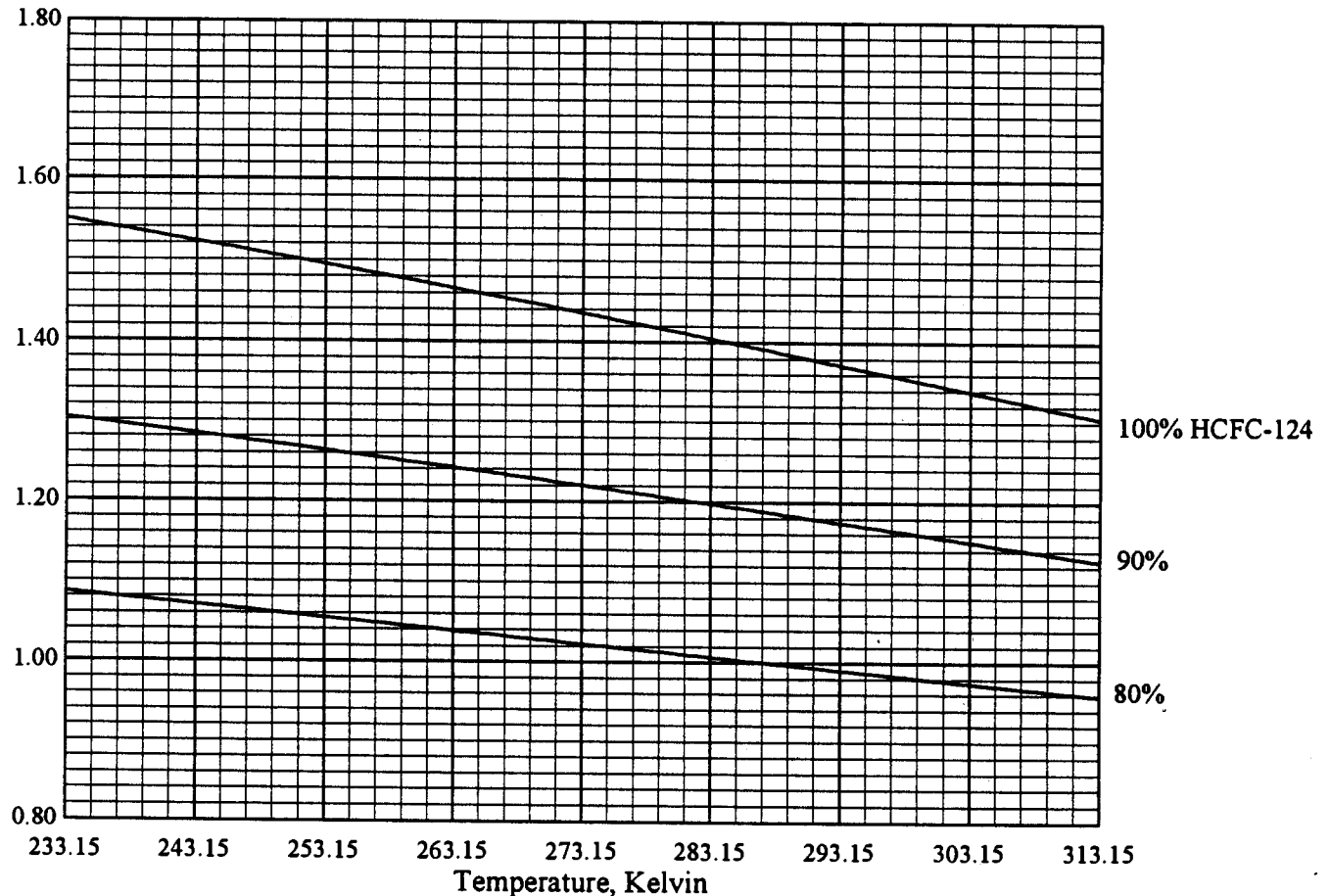
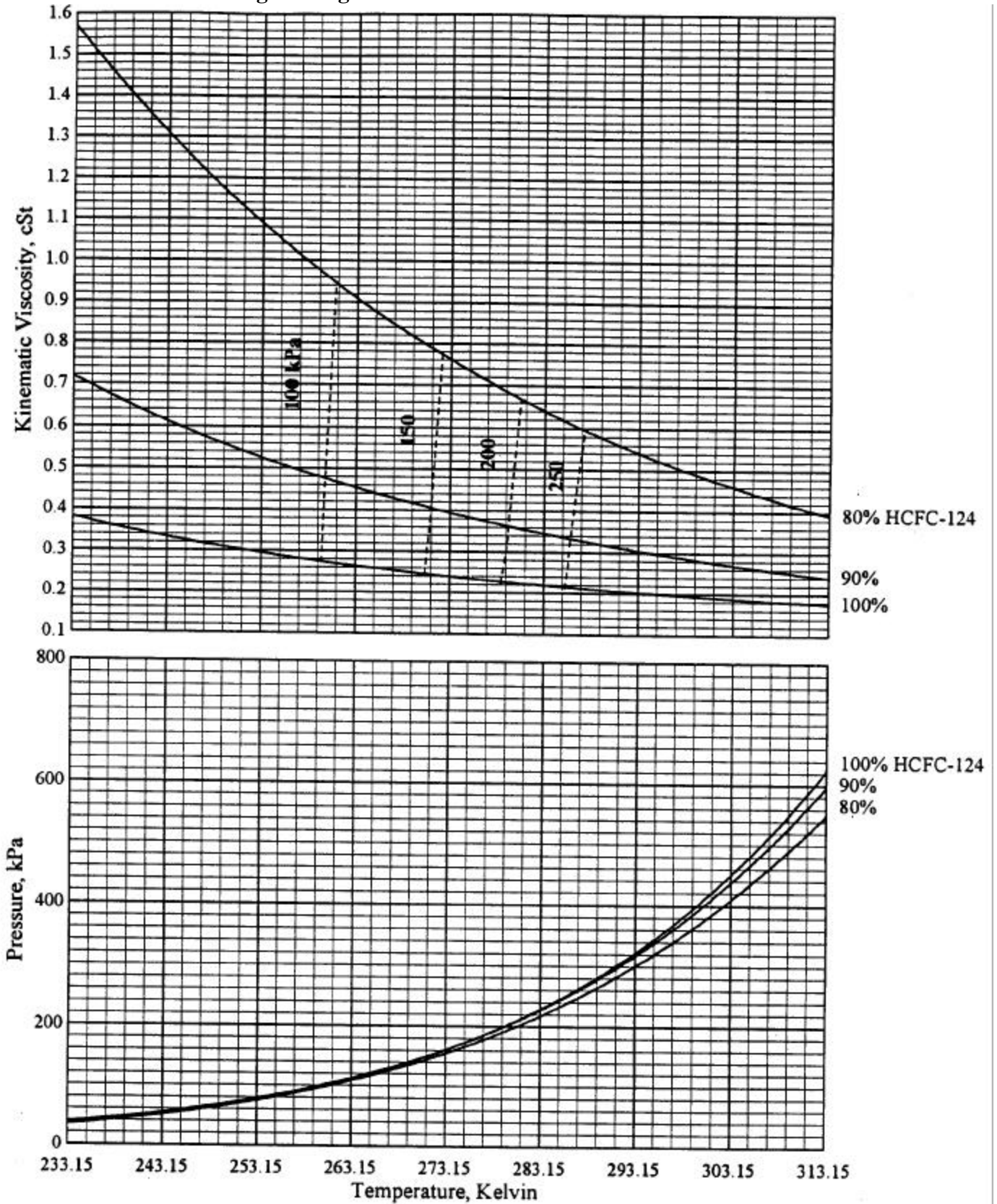


Figure 33-4: Viscosity and Solubility of HCFC-124/ISO 32 Alkylbenzene High Refrigerant Concentration Mixtures



**Table 34-1: Viscosity, Solubility and Density Parameters  
 HCFC-124/ISO 68 Alkylbenzene  
 Low Refrigerant Concentration Mixtures**

Coefficient	Dynamic Viscosity (eq. 1)	Vapor Pressure (eq. 2)	Density (eq. 3)	Kinematic Viscosity (eq. 4)
$a_1$	1.19562E+1	-1.71810E+3	1.04991	1.13318E+1
$a_2$	-4.69902	1.06869E+1	-6.06989E-4	-4.44123
$a_3$	0	-1.64774E-2	-5.33500E-8	0
$a_4$	4.37528E-1	3.92469E+4	8.54644E-1	-4.25099E-1
$a_5$	-6.54286E-1	-2.89757E+2	-2.58944E-3	-3.05002E-1
$a_6$	0	5.47077E-1	2.77345E-6	0
$a_7$	-3.46598	-4.21188E+4	-8.79548E-1	-6.14676E-1
$a_8$	1.41764	3.06231E+2	6.71449E-3	2.24443E-1
$a_9$	0	-5.75102E-1	-1.07696E-5	0
$\sigma$	0.9998	0.9998	0.9999	0.9998

**Figure 34-1: Density of HCFC-124/ISO 68 Alkylbenzene  
 Low Refrigerant Concentration Mixtures**

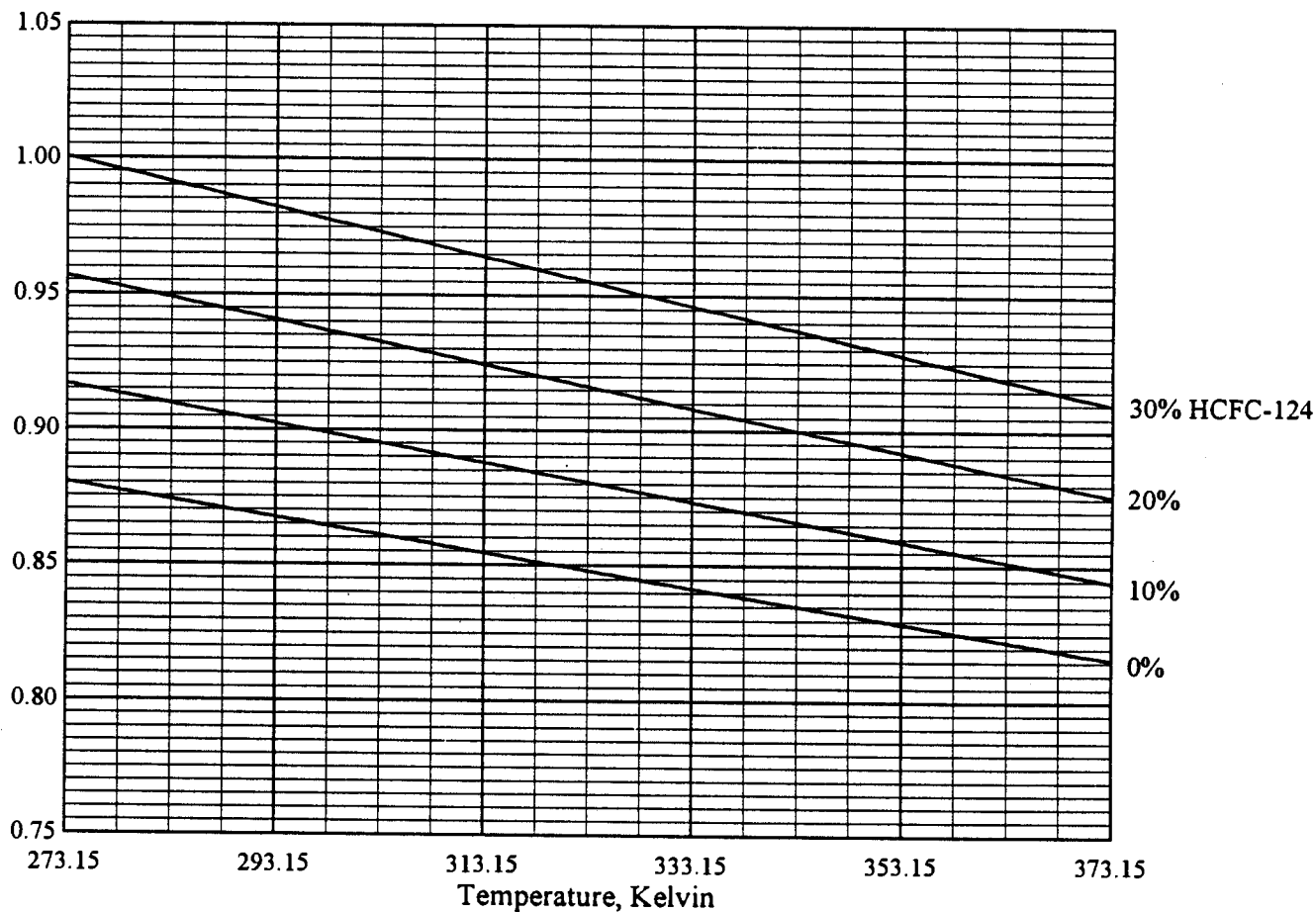
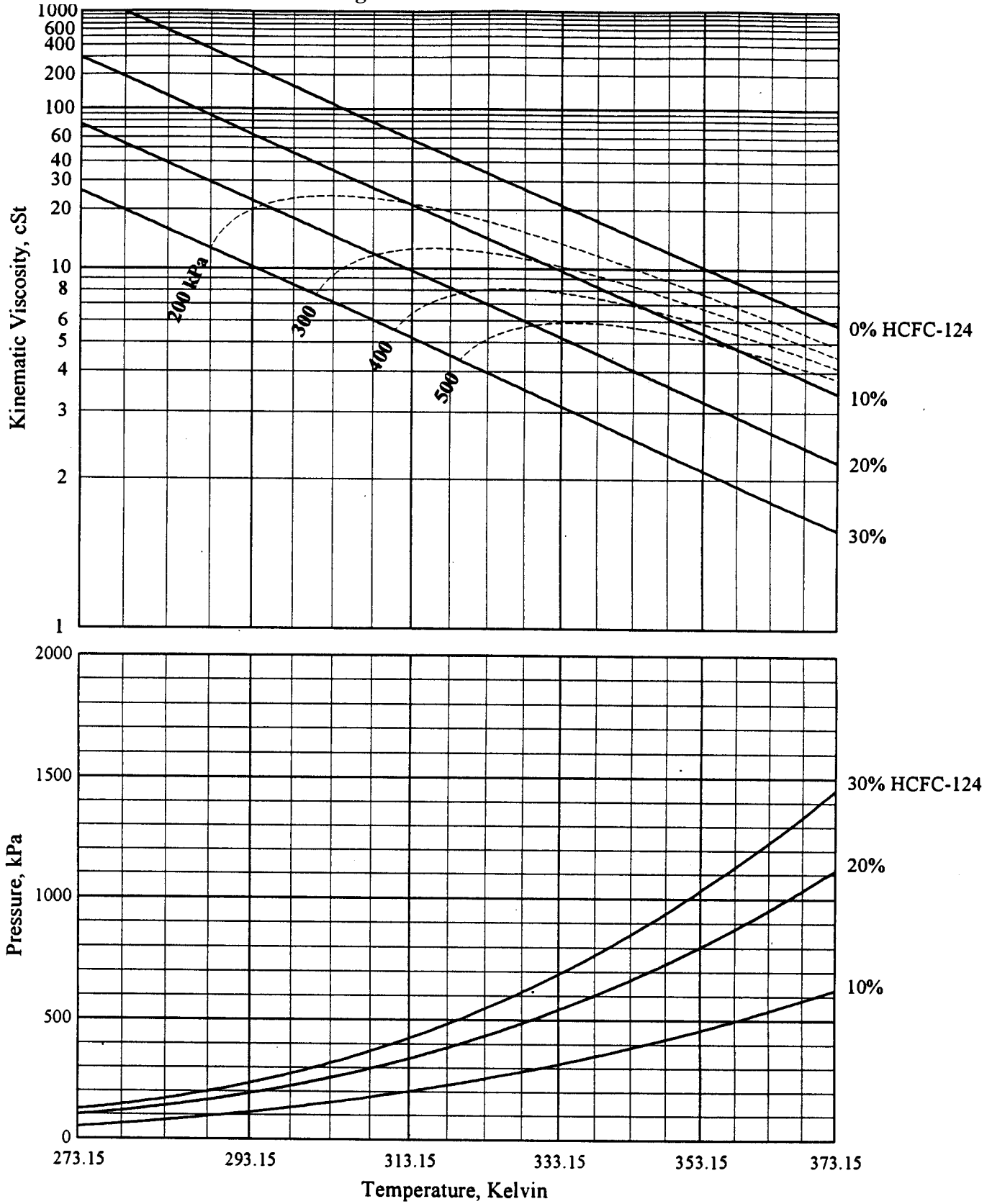


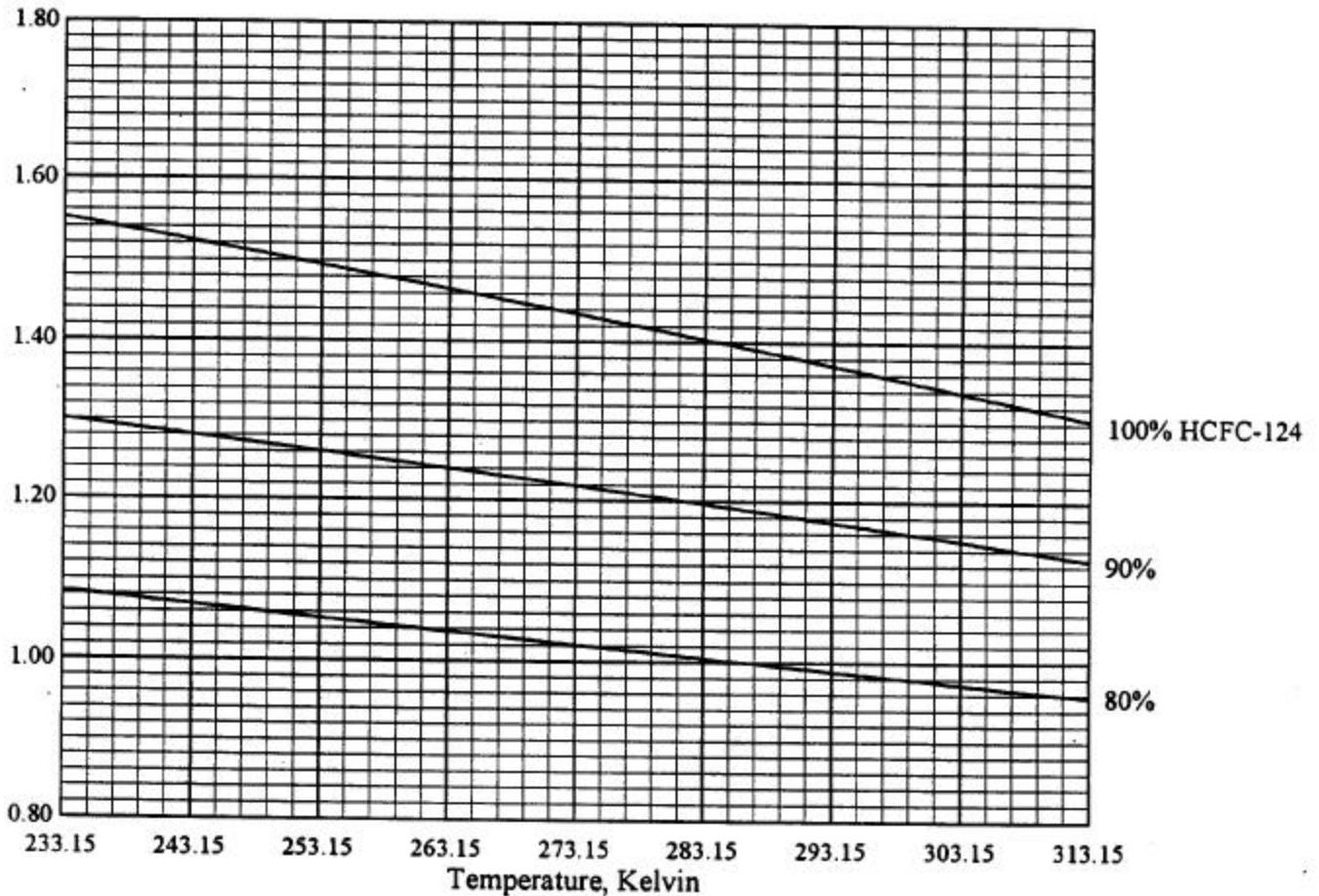
Figure 34-2: Viscosity and Solubility of HCFC-124/ISO 68 Alkylbenzene Low Refrigerant Concentration Mixtures



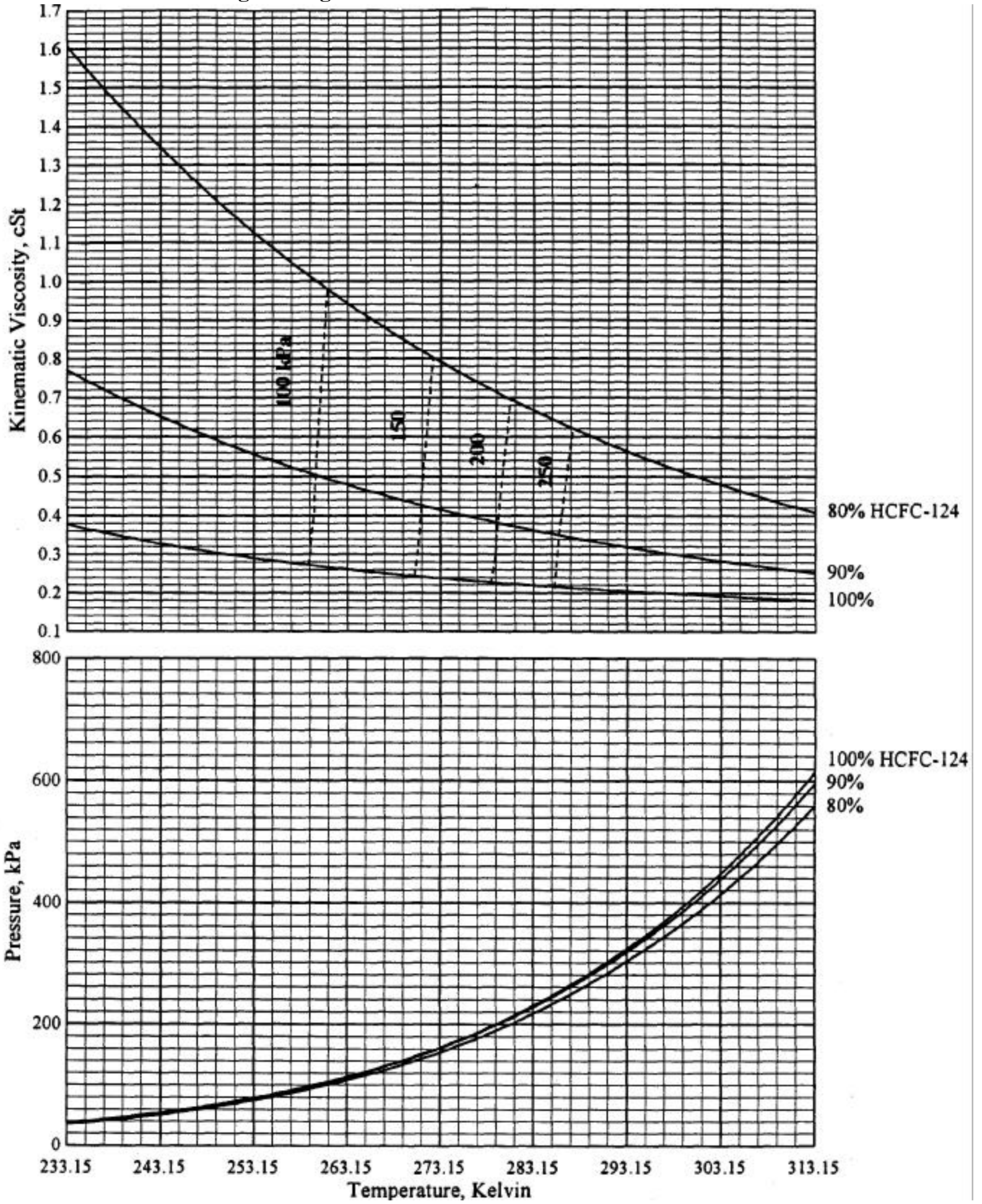
**Table 34-2: Viscosity, Solubility and Density Parameters  
 HCFC-124/ISO 68 Alkylbenzene  
 High Refrigerant Concentration Mixtures**

Coefficient	Dynamic Viscosity (eq. 5)	Vapor Pressure (eq. 6)	Density (eq. 7)	Kinematic Viscosity (eq. 8)
$a_1$	-1.03553E+1	5.17313	7.75844E-2	-4.36732
$a_2$	5.94105E+3	-8.17737E+2	-3.62939	4.69356E+3
$a_3$	-6.47955E+5	-5.46019E+4	1.19036E+1	-6.91169E+5
$a_4$	2.33540	3.18491	1.02449	-9.67510
$a_5$	-3.63921E+3	-1.12347E+3	5.49793	-1.27260E+3
$a_6$	4.61556E+5	1.87118E+5	-2.39830E+1	6.11606E+5
$a_7$	6.72439	7.64692E-1	-1.14947E-1	1.31556E+1
$a_8$	-2.20705E+3	-6.93847E+2	-1.93096E-1	-3.55792E+3
$a_9$	2.22348E+5	7.15390E+4	1.13432E+1	1.36727E+5
$\sigma$	0.9929	0.9992	0.9999	0.9936

**Figure 34-3: Density of HCFC-124/ISO 68 Alkylbenzene  
 High Refrigerant Concentration Mixtures**



**Figure 34-4: Viscosity and Solubility of HCFC-124/ISO 68 Alkylbenzene  
High Refrigerant Concentration Mixtures**



**Table 35-1: Viscosity, Solubility and Density Parameters  
 HCFC-142b/ISO 32 Alkylbenzene  
 Low Refrigerant Concentration Mixtures**

Coefficient	Dynamic Viscosity (eq. 1)	Vapor Pressure (eq. 2)	Density (eq. 3)	Kinematic Viscosity (eq. 4)
$a_1$	1.17197E+1	7.55421E+2	1.17623	1.09894E+1
$a_2$	-4.63943	-4.77619	-1.37786E-3	-4.33789
$a_3$	0	7.51096E-3	1.11756E-6	0
$a_4$	9.41932E-1	-3.03250E+3	-2.24872	1.14148E-1
$a_5$	-8.66930E-1	-1.84898E+1	1.58086E-2	-5.23223E-1
$a_6$	0	1.11425E-1	-2.54032E-5	0
$a_7$	-5.79510	7.74769E+4	8.24809	-5.71619
$a_8$	2.24228	-4.51188E+2	-5.00915E-2	2.18041
$a_9$	0	6.20184E-1	7.63598E-5	0
$\sigma$	0.9998	0.9995	0.9998	0.9998

**Figure 35-1: Density of HCFC-142b/ISO 32 Alkylbenzene  
 Low Refrigerant Concentration Mixtures**

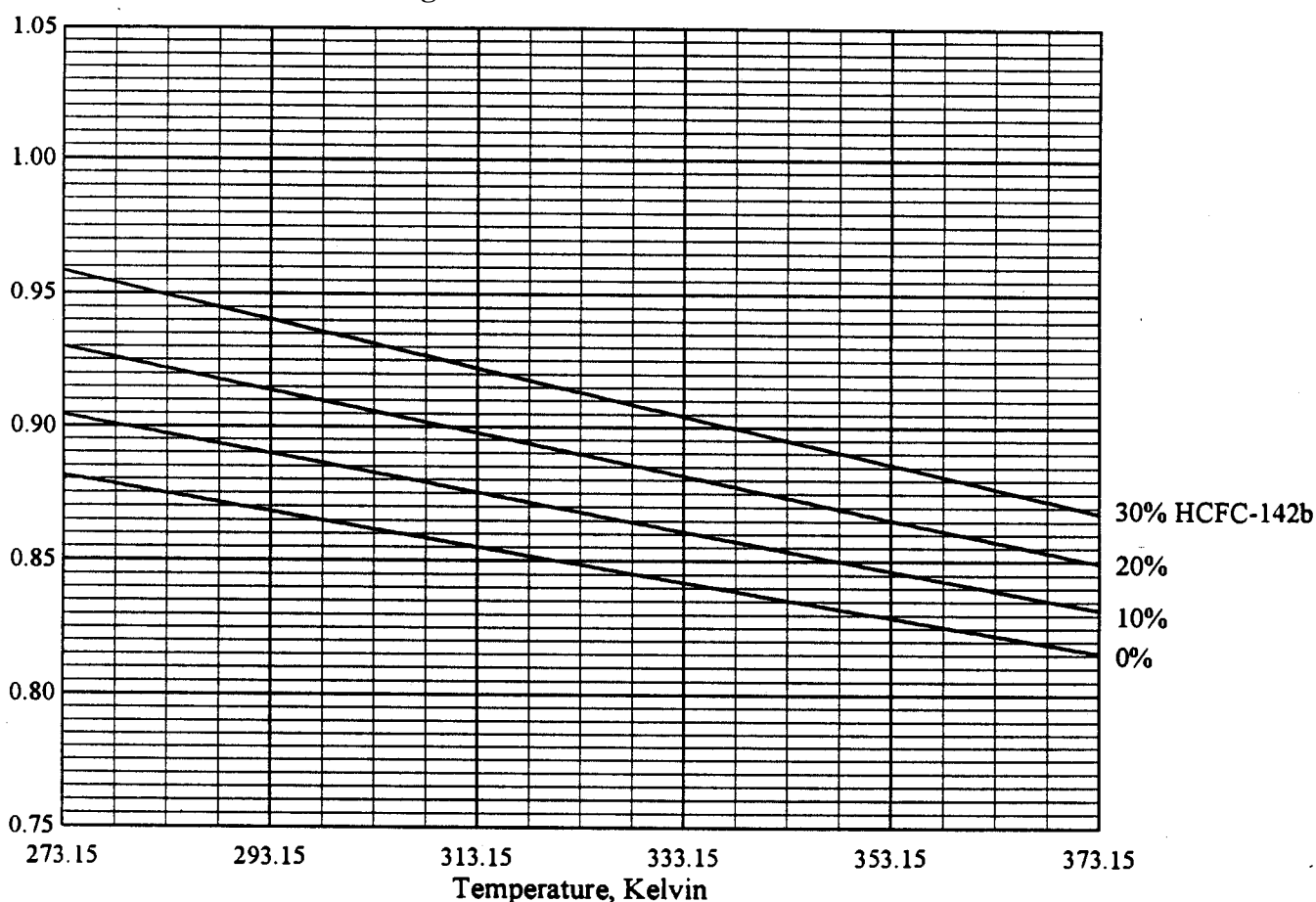
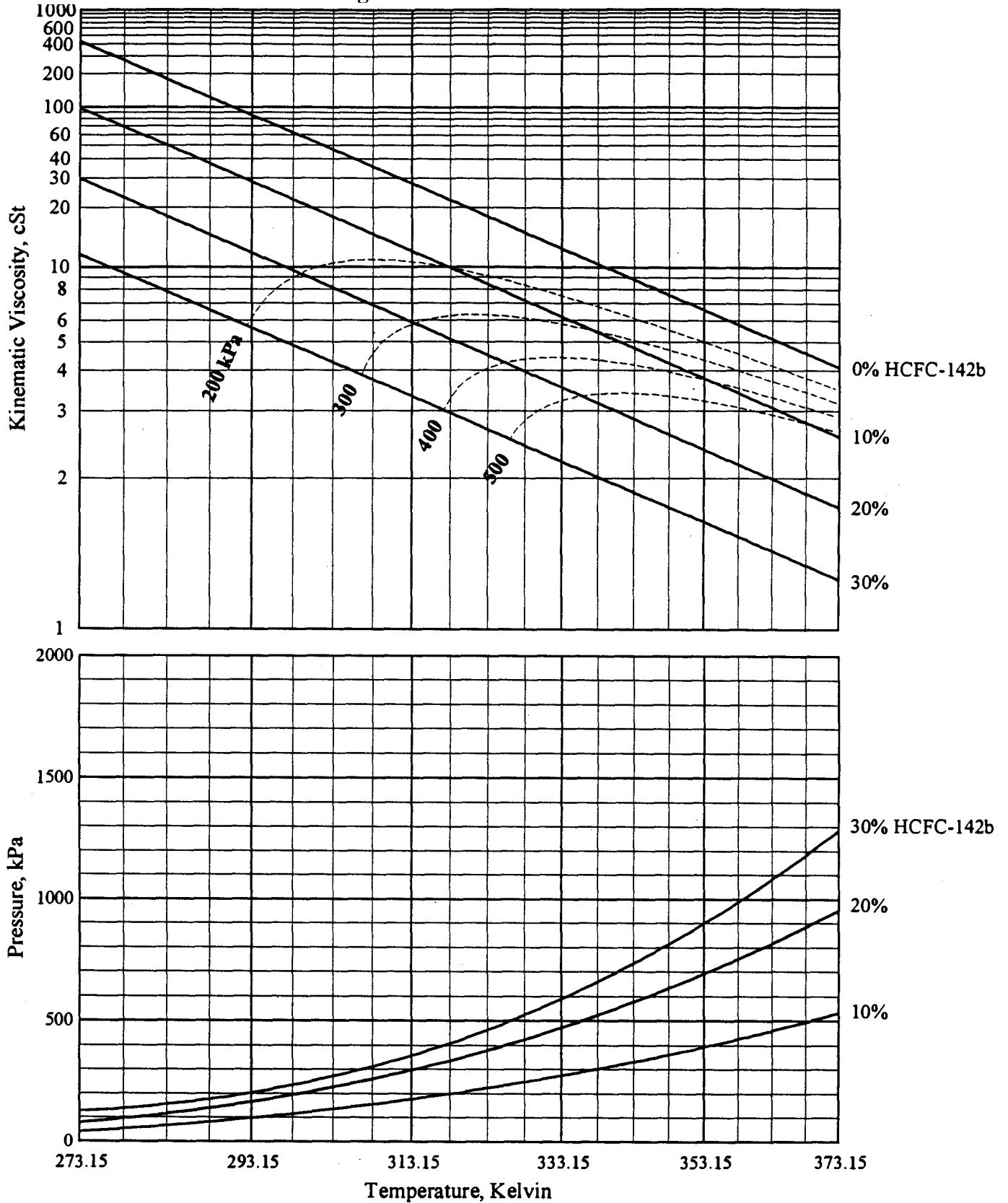


Figure 35-2: Viscosity and Solubility of HCFC-142b/ISO 32 Alkylbenzene  
Low Refrigerant Concentration Mixtures

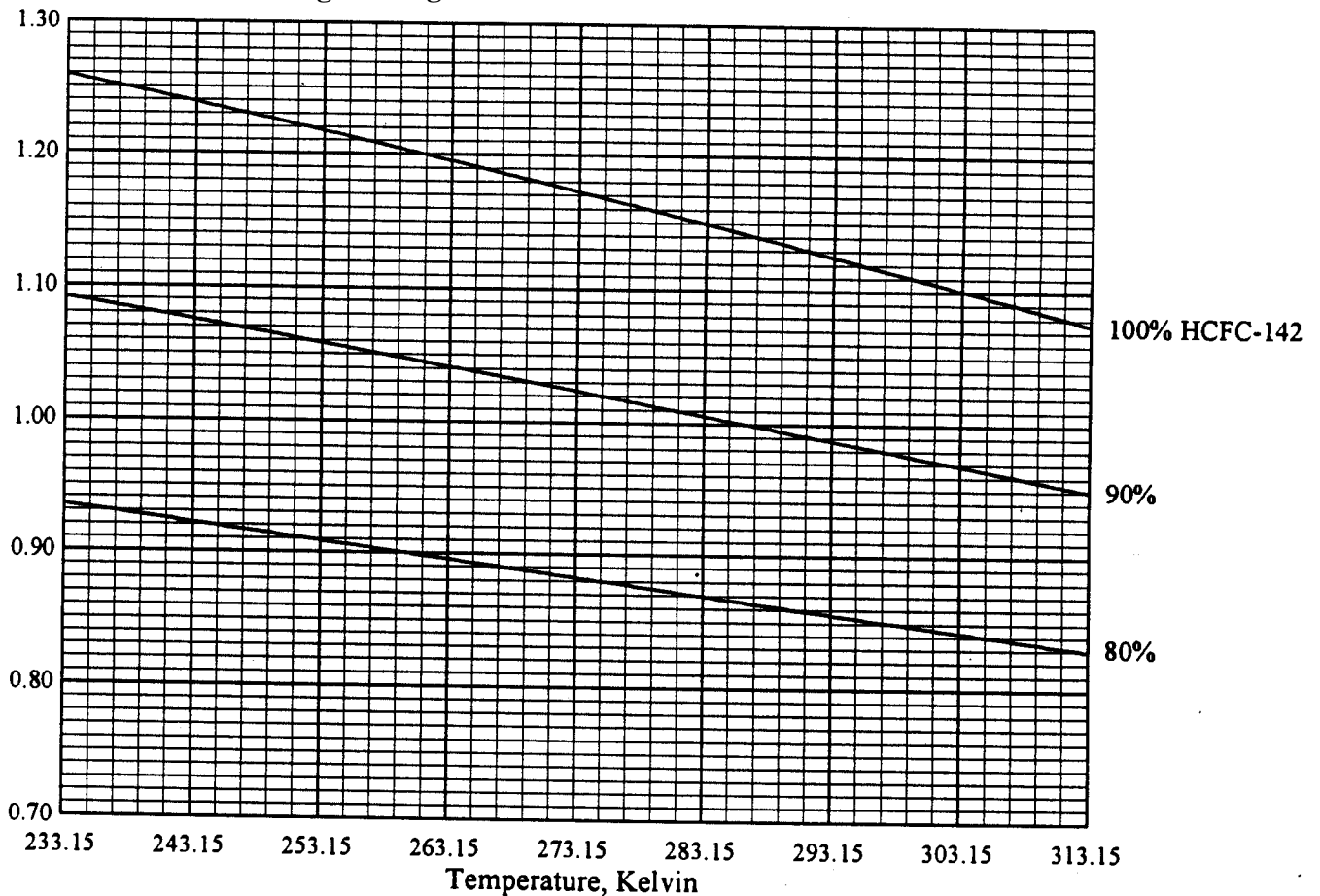




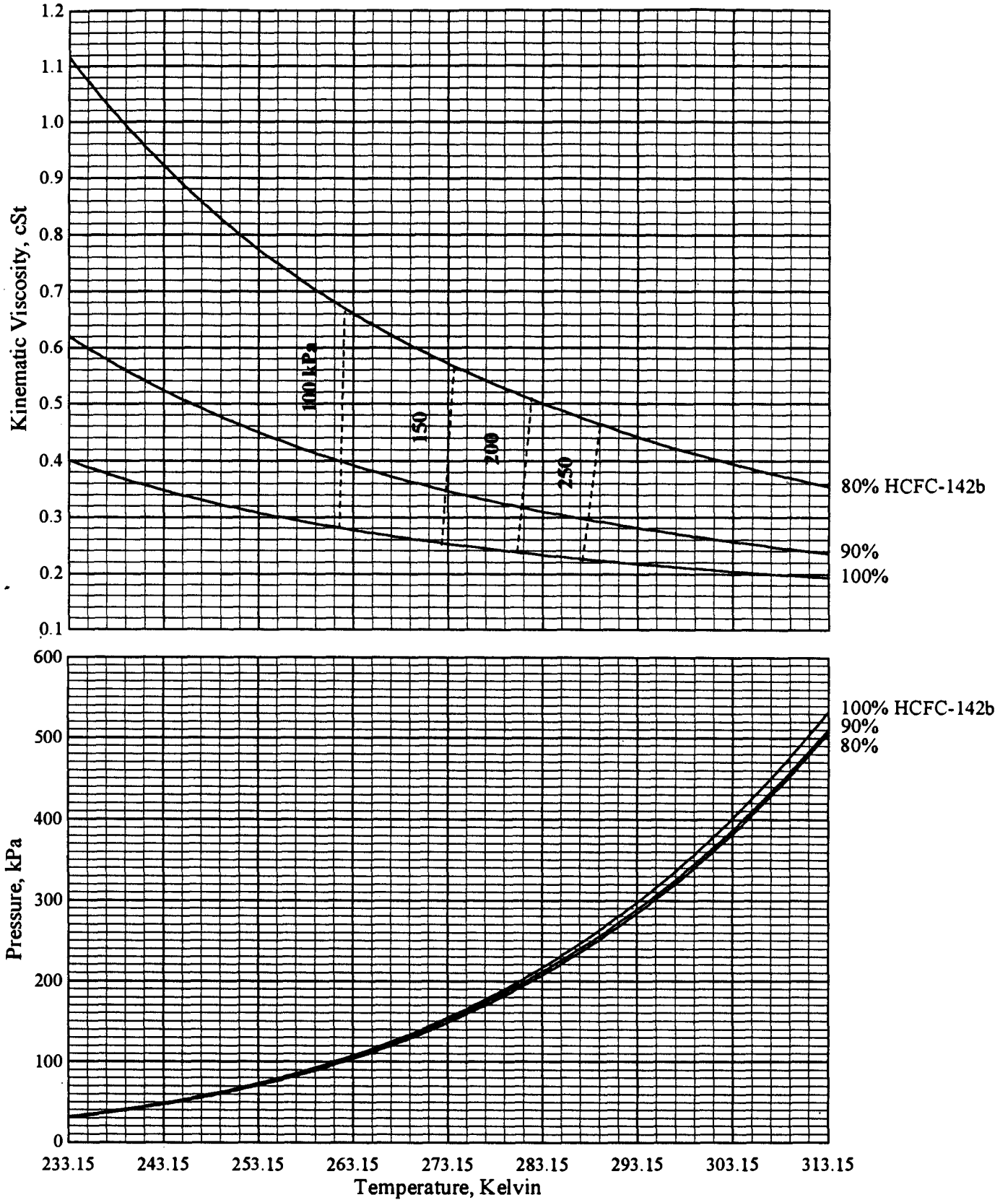
**Table 35-2: Viscosity, Solubility and Density Parameters  
 HCFC-142b/ISO 32 Alkylbenzene  
 High Refrigerant Concentration Mixtures**

Coefficient	Dynamic Viscosity (eq. 5)	Vapor Pressure (eq. 6)	Density (eq. 7)	Kinematic Viscosity (eq. 8)
$a_1$	-5.58931E-2	6.36886	2.07745E-1	3.58548
$a_2$	2.33601E+2	-9.08382E+2	-9.62290E-1	2.41034E+2
$a_3$	1.92922E+5	2.03389E+4	1.39699	-1.12071E+4
$a_4$	-1.38159E+1	6.01946E-1	7.11933E-1	-1.52732E+1
$a_5$	5.43446E+3	-1.05041E+3	4.49288E-1	2.16038E+3
$a_6$	-9.99033E+5	4.93648E+4	-1.17755	-1.10610E+5
$a_7$	1.31479E+1	1.26072E-2	-1.28097E-1	1.09577E+1
$a_8$	-5.90696E+3	4.66636E+2	1.85385	-2.60573E+3
$a_9$	8.85587E+5	-1.98616E+4	-8.16088E-1	1.87578E+5
$\sigma$	0.9991	0.9999	0.9999	0.9998

**Figure 35-3: Density of HCFC-142b/ISO 32 Alkylbenzene  
 High Refrigerant Concentration Mixtures**



**Figure 35-4: Viscosity and Solubility of HCFC-142b/ISO 32 Alkylbenzene High Refrigerant Concentration Mixtures**



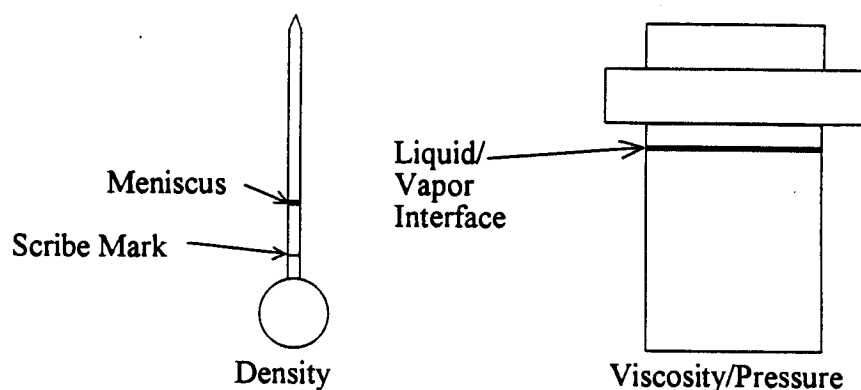
## APPENDIX A

### Experimental Technique

#### Low Refrigerant Concentration Mixtures

The theoretical basis for the following development lies in application of the Gibbs Phase Rule, which will show that the two component fluid systems under study here, for all practical purposes, have two degrees of freedom. Thus, if temperature and density in one vessel is known, composition is also known; likewise, if temperature and pressure in another vessel is known, composition in that vessel is known as well. Although it may not be readily apparent what these compositions are, the point to be made is that they are fixed and can be found to any desired degree of accuracy.

In the method employed here, viscosity, vapor pressure and density are measured in three separate vessels. Fluids for viscosity and vapor pressure are housed in identical 300 ml stainless steel bombs; fluids for density measurements are charged into a glass bulb with a long neck which is equipped with a scribe mark for the purpose of measuring the volume occupied by the known mass of liquid in the bulb. These vessels are depicted conceptually in Figure A-1.



**Figure A-1: Density Bulb and Viscosity/Pressure Vessels (lubricant rich mixtures)**

Density is measured by determining the volume occupied by the liquid as given by readings of meniscus height (w.r.t. scribe mark). Pressure is measured by a variable capacitance transducer, accuracy 3.8 kPa, and viscosity is measured by an electromagnetic device, accuracy 2% of reading. Temperature is measured by type K thermocouples in the vapor pressure vessel and by a 4-wire resistance temperature device (RTD) integral to the viscometer. Reference 2 describes this equipment and the technique in more detail.

Since there exists a free volume above the liquid, a portion of the refrigerant charge will occupy this free volume, the amount of which depends on the gas density. The composition of the liquid consequently changes as the temperature is varied by thermally cycling the vessels. Care is taken in charging these vessels to minimize the free volume consistent with safety requirements so that shifts in composition from the "as charged" condition are small.

After charging the vessels, pressure, density and viscosity are experimentally determined as a function of temperature. The "as charged" composition, which is determined to within 0.0015 mass fraction, serves as a boundary condition for an iterative computer program. This program is used to find the composition of the liquid phase over the entire experimental measurement range; the algorithm and program are described below.

<sup>2</sup>Spauschus, H. O. and Henderson, D. R., "New Methods of Determining Viscosity and Pressure of Refrigerant/Lubricant Mixtures," Proceedings of the 1990 ASHRAE-Purdue CFC Conference, Purdue University, West Lafayette, IN, 1990.

### **Notation:**

$P_n(T)$  = pressure as a function of temperature at the "as charged" composition  
( $n$  = nominal refrigerant mass fraction, i.e. 0.1, 0.2, 0.3)

$\rho_n(T)$  = density as a function of temperature at the "as charged" composition

$P(T,\omega)$  = pressure as a function of temperature and composition  
( $\omega$  = refrigerant mass fraction)

$\rho(T,\omega)$  = density

$\eta(T,\omega)$  = absolute viscosity

$\nu(T,\omega)$  = kinematic viscosity

$m_o$  = mass of oil

$m_r$  = mass of refrigerant

### **Algorithm:**

1. Find  $P_n(T)$ ; use  $P_n(T)$  and measured density to calculate composition in density bulbs at each temperature point.
2. Find  $\rho_n(T)$ ; use  $\rho_n(T)$  and measured pressure to calculate composition in pressure bomb at each temperature point.

At this point, data files consisting of the ordered triples temperature, pressure, composition and temperature, density, composition are constructed, where composition is a refined initial guess based on the measured data.

3. Find  $P(T,\omega)$ .
4. Use  $P(T,\omega)$  to refine density bulb compositions.
5. Find  $\rho(T,\omega)$ .
6. Use  $\rho(T,\omega)$  to refine pressure compositions.
7. Repeat steps 3 through 6 until the composition change at any measurement point is less than 0.00001 mass fraction refrigerant.
8. Using final  $P(T,\omega)$  and  $\rho(T,\omega)$  perform calculations on viscosity vessel until composition change at any measurement point is less than 0.00001 mass fraction refrigerant.
9. Find  $\eta(T,\omega)$ .
10. Construct a data file containing the ordered triples temperature, kinematic viscosity, composition.
11. Find  $\nu(T,\omega)$ .
12. Plot  $P(T,\omega)$  and  $\nu(T,\omega)$  for constant  $\omega$  on the Daniel Chart.
13. Plot  $\rho(T,\omega)$  for constant  $\omega$ .

### **Method for calculating composition:**

1. Use density and mass of liquid to determine volume occupied by liquid phase (using measured density takes volume change on mixing into account).
2. Subtract from total volume to obtain vapor space volume.
3. Use subroutines from REFPROP 4.0, with measured temperature and pressure, to find molar volume of refrigerant gas.
4. Subtract mass of refrigerant gas from amount charged to obtain composition.

Factors which cause shifts in composition to be larger are higher liquid density and higher vapor pressure at lower solution temperatures. As a specific example, HCFC-22 with ISO 32 naphthenic mineral will be examined in detail.

"As charged" composition of the density bulbs and pressure bombs are given below in Table A-1. Oil and refrigerant amounts are given in grams.

n	Density bulbs			Pressure bombs		
	m <sub>o</sub>	m <sub>r</sub>	ω	m <sub>o</sub>	m <sub>r</sub>	ω
0.3	10.078	4.319	0.3000	141.2	60.6	0.3003
0.2	11.455	2.864	0.2000	160.3	40.0	0.1997
0.1	12.679	1.409	0.1000	180.1	20.0	0.09995

Table A-1: "As Charged" Compositions

Results of the calculations are given in Table A-2, which shows the refined initial estimates, and Table A-3 which gives the compositions after completion of iterations.

Temp, C	Density Bulb Compositions			Pressure Bomb Compositions		
	n=0.3	n=0.2	n=0.1	n=0.3	n=0.2	n=0.1
0	0.2972	0.1976	0.09902	0.2922	0.1929	0.09581
20	0.2955	0.1960	0.09849	0.2871	0.1890	0.09359
40	0.2944	0.1951	0.09840	0.2797	0.1837	0.09085
60	0.2935	0.1944	0.09868	0.2704	0.1778	0.08755
80	0.2938	0.1948	0.09935	0.2603	0.1724	0.08498
100	0.2943	0.1955	0.09985	0.2534	0.1693	0.08393

Table A-2: Density Bulb and Pressure Bomb Compositions After Algorithm Steps 1 and 2

Temp, C	Density Bulb Compositions			Pressure Bomb Compositions		
	n=0.3	n=0.2	n=0.1	n=0.3	n=0.2	n=0.1
0	0.2970	0.1974	0.09905	0.2922	0.1929	0.09581
20	0.2954	0.1958	0.09847	0.2871	0.1890	0.09359
40	0.2942	0.1948	0.09830	0.2798	0.1838	0.09089
60	0.2931	0.1938	0.09856	0.2709	0.1780	0.08756
80	0.2931	0.1941	0.09927	0.2612	0.1727	0.08509
100	0.2936	0.1956	0.09981	0.2544	0.1697	0.08405

Table A-3: Density Bulb and Pressure Bomb Compositions After Completion of the Iterations

It can be seen that larger composition shifts are observed in the pressure bombs than in the density bulbs; this is due to the fact that the liquid phase occupies the long, narrow neck of the density bulb, and changes in the height of the liquid phase as the temperature is elevated are large. This causes smaller vapor space volume, which tends to counter the effects of increased pressure; in fact, at the higher temperatures the effect of decreasing vapor space dominates.

Comparison of [Tables A-2](#) and [A-3](#) show that the iteration quickly converges. After the first two steps of the algorithm, the composition is within 0.1 mass fraction of the true composition, and the convergence criteria is satisfied in two iterations of algorithm steps 3 through 7.

The value used for the specific volume of the refrigerant gas in the vapor space is obviously important, and subroutine VIT from REFPROP has been extracted and used for this purpose. The limitations of REFPROP in representing refrigerant properties near the critical point are recognized, and for the "worst case" composition shift in this data set, the value 8.523 cc/g was obtained for HCFC-22 at the measured thermodynamic condition of 100°C and 3,113 kPa. This compares very favorably with pressure-enthalpy diagrams published by ASHRAE and DuPont.

Having at this point an excellent representation of the pressure-volume-temperature behavior, calculations for the viscosity bomb proceed in a similar iterative fashion, also reaching convergence in two iterations for this fluid. The free volume of the viscosity bomb (as compared to the pressure bomb) is generally lower, which results in smaller composition shifts, as illustrated in [Table A-4](#) (compare with [Table A-3](#)).

Temp, C	Viscosity Bomb Compositions		
	n=0.3	n=0.2	n=0.1
0	0.2961	0.1968	0.1040
20	0.2927	0.1946	0.1031
40	0.2890	0.1925	0.1022
60	0.2849	0.1902	0.1012
80	0.2809	0.1880	0.1004
100	0.2773	0.1862	0.09968

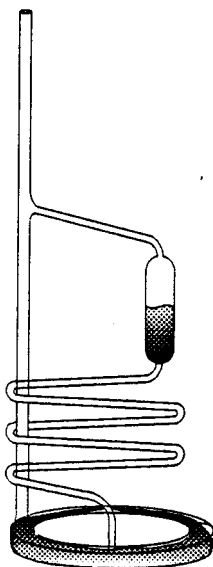
**Table A-4: Viscosity Bomb Compositions  
After Completion of the Iterations**

Two data files consisting of the ordered triples temperature, absolute viscosity, composition and temperature, kinematic viscosity, composition are now constructed and are used to find these viscosities as a function of temperature and composition. Regression constants and statistical measures of goodness of fit are calculated, and curves of constant composition are plotted from these equations.

Isobaric viscosity curves are generated algebraically, using the assumptions that interpolation between measured curves is valid, the fluid has two degrees of freedom and the vapor pressure of the neat oil is identically zero over the temperature range of interest. These curves are plotted on the upper portion of the Daniel Chart.

## High Refrigerant Concentration Mixtures

Glass capillary viscometers were employed for these low viscosity, refrigerant rich mixtures. The viscometers were fabricated after the design of Shankland<sup>3</sup> and are depicted in Figure A-2. Calibration was accomplished by measuring the flow times at various temperatures for diethyl ether, CFC- 12 and methanol, so that each was applicable to a viscosity range of 0.1 to 2 centistokes. The instruments were thermally equilibrated in a programmable air bath, and it was found experimentally that equilibrium was reached in fifteen minutes after a temperature change of 10°C, as evidenced by no measurable temperature difference between the top and bottom of any viscometer or between the four instruments.



**Figure A-2: Glass Capillary Viscometer**

Vapor pressure of these mixtures was determined by differential from the neat refrigerant, since the pressure reduction caused by the presence of the oil was found to be small. Identical 300 ml test bombs were charged with neat refrigerant, 10 and 20 weight percent oil and were thermally cycled at a very slow rate (0.15°C/minute) in the programmable air bath. Temperature was measured by three wire resistance temperature devices (RTDs), and pressure was measured by means of a variable capacitance transducer with an accuracy of 0.379 kPad (0.055 psid). Temperature/pressure difference data points were recorded by computer at one minute intervals, which were averaged at one degree intervals prior to performing linear regression.

Density was measured in the same manner as described previously for low refrigerant concentration mixtures. Corrections for vapor space in the viscometers, pressure vessels and density bulbs were made as discussed above.

<sup>3</sup>Shankland, I. R., Basu, R. S. and Wilson, D. P., "Thermal Conductivity and Viscosity of a New Stratospherically Save Refrigerant-1,1,1,2Tetrafluoroethane(R-134a)," CFCs: Time of Transition, American Society of Heating, Refrigerating and Air Conditioning Engineers, Atlanta, GA 1989.

## APPENDIX B

### Lubricant Purity

Moisture, total acid number, iron content and copper content have been measured for the lubricants reported in this study. Table B-1 below gives these results. The intent of these measurements is to verify purity of the lubricants prior to study of the viscosity, solubility and density characteristics when mixed with various refrigerants; impurities of the order shown below have negligible effects on these properties.

Lubricant	Moisture, ppm	Total Acid Number mg KOH/g oil	Fe, ppm	Cu, ppm
ISO 32 Naphthenic Mineral Oil	31	0.02	< 1	< 1
ISO 100 Naphthenic Mineral Oil	42	0.03	< 1	< 1
ISO 68 Polyalkylene Glycol	230	< 0.01	< 1	< 1
ISO 22 Pentaerythritol Ester Mixed Acid #1	35	< 0.01	< 1	< 1
ISO 22 Pentaerythritol Ester Mixed Acid #2	86	0.08	< 1	< 1
ISO 32 Pentaerythritol Ester Mixed Acid #1	35	< 0.01	< 1	< 1
ISO 32 Pentaerythritol Ester Mixed Acid #2	64	0.04	< 1	< 1
ISO 68 Pentaerythritol Ester Mixed Acid #1	77	0.04	< 1	< 1
ISO 68 Pentaerythritol Ester Mixed Acid #2	96	< 0.01	< 1	< 1
ISO 100 Pentaerythritol Ester Mixed Acid #1	80	0.06	< 1	< 1
ISO 22 Pentaerythritol Ester Branched Acid	91	< 0.01	< 1	< 1
ISO 32 Pentaerythritol Ester Branched Acid	51	< 0.01	< 1	< 1
ISO 68 Pentaerythritol Ester Branched Acid	45	< 0.01	< 1	< 1
ISO 100 Pentaerythritol Ester Branched Acid	59	< 0.01	< 1	< 1
ISO 32 Alkylbenzene	29	0.01	< 1	< 1
ISO 68 Alkylbenzene	29	0.04	4	< 1

**Table B-1: Lubricant Purity**



## APPENDIX C

### Commercial Identification

Lubricants tested are commercially available and are:

ISO 32 Naphthenic Mineral Oil	Witco Suniso 3GS
ISO 100 Naphthenic Mineral Oil	Witco Sunios 5GS
ISO 68 Polyalkylene Glycol	ICI Emkarox DGLP 103
ISO 22 Pentaerythritol Ester Mixed Acid #1	Mobil Arctic EAL 22
ISO 22 Pentaerythritol Ester Mixed Acid #2	Castrol Icematic SW 22
ISO 32 Pentaerythritol Ester Mixed Acid #1	Mobil Arctic EAL 32
ISO 32 Pentaerythritol Ester Mixed Acid #2	Castrol Icematic SW 32
ISO 68 Pentaerythritol Ester Mixed Acid #1	Castrol Icematic SW 68
ISO 68 Pentaerythritol Ester Mixed Acid #2	ICI Emkarate RL-375
ISO 100 Pentaerythritol Ester Mixed Acid	Castrol Icematic SW 100
ISO 22 Pentaerythritol Ester Branched Acid	Henkel, Emery Group 2966A
ISO 32 Pentaerythritol Ester Branched Acid	Henkel, Emery Group 2968A
ISO 68 Pentaerythritol Ester Branched Acid	Henkel, Emery Group 2942A
ISO 100 Pentaerythritol Ester Branched Acid	Henkel, Emery Group 2928A
ISO 32 Alkylbenzene	Shrieve Chemical Zerol 150
ISO 68 Alkylbenzene	Shrieve Chemical Zerol 300