



News Release

July 17, 2012

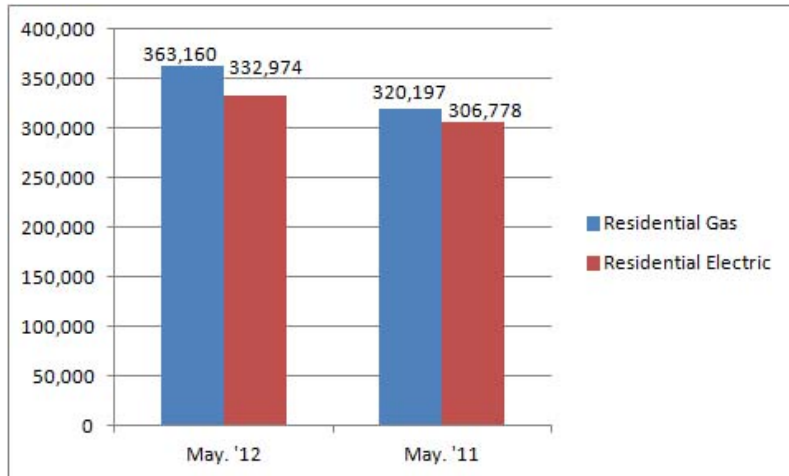
Contact: Sean Lynch, AHRI Communications Specialist

Phone: 703.600.0371

AHRI Releases May 2012 U.S. Heating and Cooling Equipment Shipment Data

Residential Storage Water Heaters

U.S. shipments of residential gas storage water heaters for May 2012 increased 13.4 percent, to 363,160 units, up from 320,197 units shipped in May 2011. Residential electric storage water heater shipments increased 8.5 percent in May 2012, to 332,974 units, up from 306,778 units shipped in May 2011.



For the year-to-date, U.S. shipments of residential gas storage water heaters decreased 3.3 percent, to 1,690,674, compared to 1,748,943 units shipped during the same period in 2011.

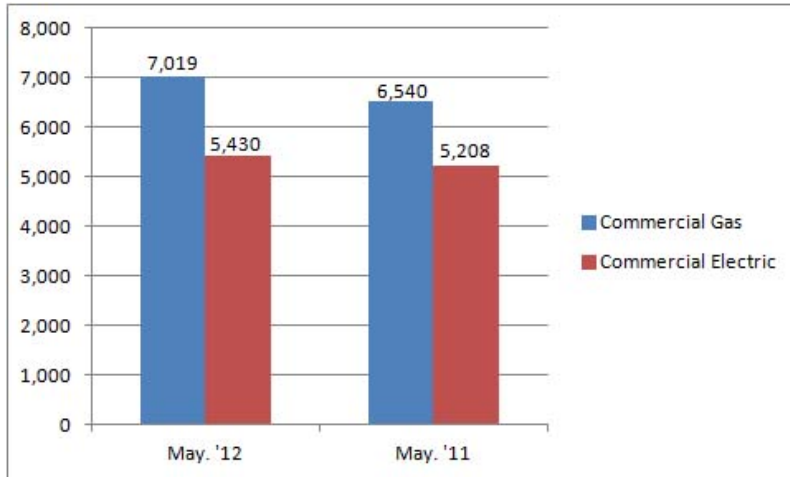
Residential electric storage water heater shipments decreased 0.9 percent year-to-date, to 1,605,559 units, compared to 1,620,072 units shipped during the same period in 2011.

Year-to-Date

Storage Water Heaters	May. '12 YTD	May. '11 YTD	%Chg.
Residential Storage Gas	1,690,674	1,748,943	-3.3
Residential Storage Electric	1,605,559	1,620,072	-0.9

Commercial Storage Water Heaters

Commercial gas storage water heater shipments increased 7.3 percent in May 2012, to 7,019 units, up from 6,540 units shipped in May 2011. Commercial electric storage water heater shipments increased 4.3 percent in May 2012, to 5,430 units, up from 5,208 units shipped in May 2011.



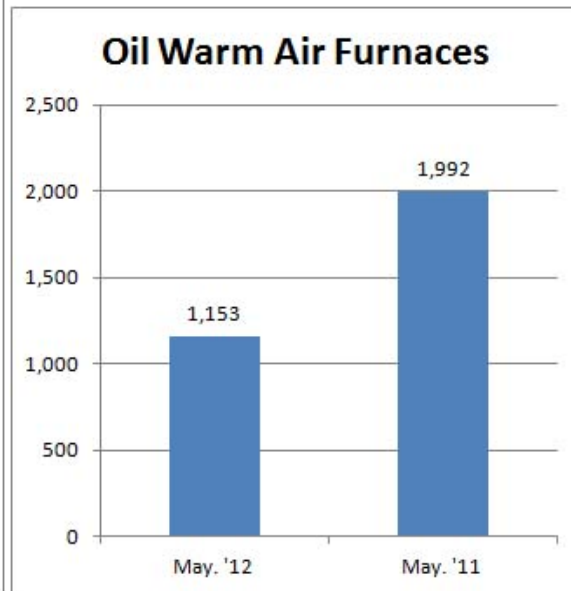
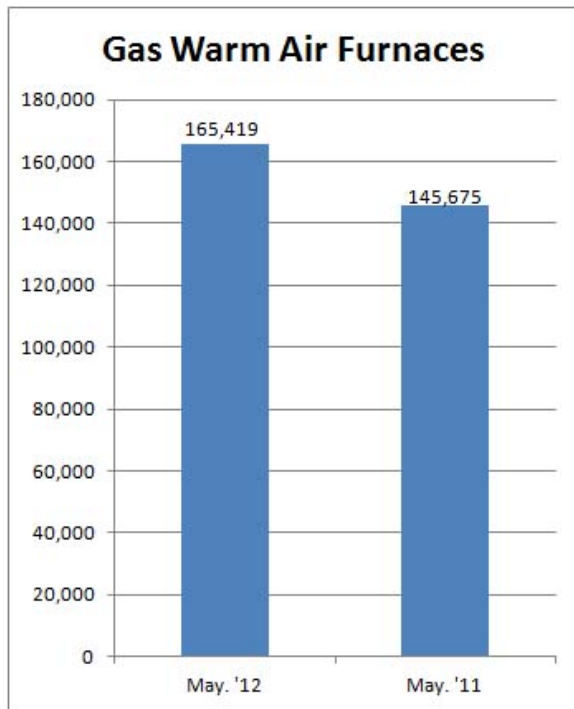
Year-to-date U.S. shipments of commercial gas storage water heaters decreased 7.5 percent, to 33,919 units, compared with 36,656 units shipped during the same period in 2011. Year-to-date commercial electric storage water heater shipments increased 2.8 percent to 26,440 units, up from 25,723 units shipped during the same period in 2011.

Year-to-Date

Storage Water Heaters	May. '12 YTD	May. '11 YTD	%Chg.
Commercial Storage Gas	33,919	36,656	-7.5
Commercial Storage Electric	26,440	25,723	+2.8

Warm Air Furnaces

U.S. shipments of gas warm air furnaces for May 2012 increased 13.6 percent, to 165,419 units, up from 145,675 units shipped in May 2011. Oil warm air furnace shipments decreased 42.1 percent, to 1,153 units in May 2012, down from 1,992 units shipped in May 2011.



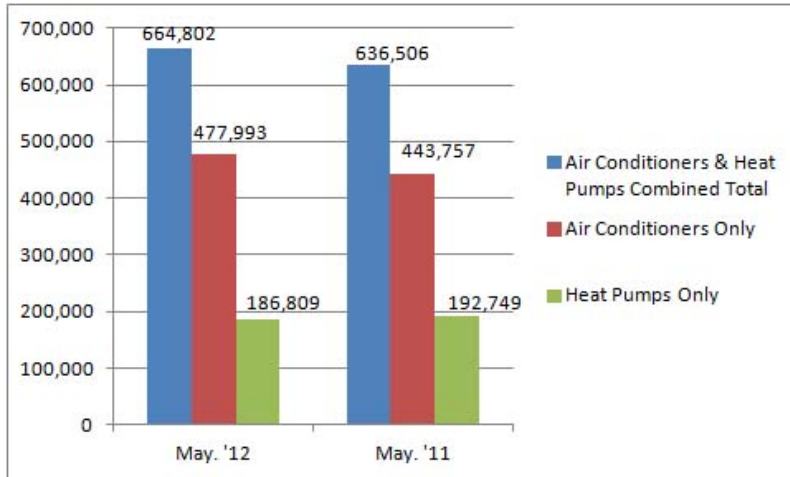
Year-to-date U.S. shipments of gas warm air furnaces decreased 5.3 percent, to 742,886 units, compared with 784,361 units shipped during the same period in 2011. Year-to-date U.S. shipments of oil warm air furnaces decreased 35.5 percent to 10,574, compared with 16,398 units shipped during the same period in 2011.

Year-to-Date

	May. '12 YTD	May. '11 YTD	% Chg.
Gas Warm Air Furnaces	742,886	784,361	-5.3
Oil Warm Air Furnaces	10,574	16,398	-35.5

Central Air Conditioners and Air-Source Heat Pumps

U.S. shipments of central air conditioners and air-source heat pumps totaled 664,802 units in May 2012, up 4.4 percent from 636,506 units shipped in May 2011. U.S. shipments of air conditioners increased 7.7 percent, to 477,993 units, up from 443,757 units shipped in May 2011. U.S. shipments of air-source heat pumps decreased 3.1 percent, to 186,809 units, down from 192,749 units shipped in May 2011.



Year-to-date combined shipments of residential central air conditioners and air-source heat pumps decreased 1.5 percent, to 2,368,679 units, down from 2,403,882 units shipped in May 2011. Year-to-date shipments of central air conditioners increased 2.4 percent, to 1,623,606 units, up from 1,585,585 units shipped during the same period in 2011. The year-to-date total for heat pump shipments decreased 8.9 percent, to 745,073 units, down from 818,297 units shipped during the same period in 2011.

Year-to-Date

	May. '12 YTD	May. '11 YTD	% Chg.
Air Conditioners & Heat Pumps	2,368,679	2,403,882	-1.5
Air Conditioners Only	1,623,606	1,585,585	+2.4
Heat Pumps Only	745,073	818,297	-8.9

U.S. Manufacturers' Shipments of Central Air Conditioners and Air-Source Heat Pumps

Size Description (000) BTUH	Total	% Change from 2011
Under 16.5	11,995	-11
16.5-21.9	46,949	+13
22-26.9	130,625	+4
27-32.9	112,828	+5
33-38.9	144,610	+2
39-43.9	52,630	+1
44-53.9	76,525	+6
54-64.9	65,405	+5
65-96.9	8,261	+17
97-134.9	6,734	+11
135-184.9	4,093	+15
185-249.9	1,981	+24
250-319.9	922	-2
320-379.9	320	+20
380-539.9	345	+53
540-639.9	244	+0
640 & Over	335	+17
TOTAL	664,802	+4

NOTE: Industry figures are estimates derived from the best available figures supplied by a sample of AHRI member companies and are subject to revision. Year-to-date figures are correct as issued.

About AHRI

The Air-Conditioning, Heating, and Refrigeration Institute (AHRI) is the trade association representing manufacturers of air conditioning, heating, and commercial refrigeration, and water heating equipment. An internationally recognized advocate for the industry, AHRI develops standards for and certifies the performance of many of these products. AHRI's 309 member companies manufacture quality, efficient, and innovative residential and commercial air conditioning, space heating, water heating, and commercial refrigeration equipment and components for sale in North America and around the world.

###